


**2015**



**K&L SUPPLY CO.**



**Since 1968**

**Leading the Powersports Industry in Equipment • Tools • Hard Parts**

## MINIMUM ORDER:

U.S.A. & PUERTO RICO—\$50.00, or \$10.00 under min. charge required for shipment.

INTERNATIONAL—\$200.00 required for shipment.

SPECIAL ORDER— **See Below for details**

## FREIGHT/SHIPPING:

All orders FOB Santa Clara, CA. K&L Supply Co., Inc. uses UPS and Common Carrier\*  
(\*Items over the maximum size and/or weight limits for UPS.)



## FREIGHT ALLOWANCES & MINIMUM ORDER CHARGES:

Freight Allowances will be deducted on qualifying orders shipped within the **United States** as follows:

**\*Exclusions Apply. Dimensional Weight Packages and items indicated in your price list are exempt. See below for details.**

- Non-Royal Dealers:** \$50 Minimum Order (To avoid \$10 fee)  
Free UPS Ground or 5% Air Freight Credit on qualifying orders that total \$200 or more\*
- \$3000 Royal Dealers:** No Minimum Order  
Free UPS Ground or 5% Air Freight Credit on qualifying orders that total \$50 or more\*
- \$6000 Royal Dealers:** No Minimum Order  
Free UPS Ground or 5% Air Freight Credit on qualifying orders\*

**Please Note:** Most shop equipment and chemical products do not qualify for free ground freight allowance program; see price list to identify these items. To qualify for Freight Allowance, the invoiced product must be shipped and billed to your account's address. Past due accounts may not qualify for Freight Allowance.

Equipment and other oversized items will be shipped by truck, your representative will notify you of these products.

"Qualifying Order" refers to an invoice's shippable merchandise total; backordered items are not applied to this amount.

**UPS Dimensional Weight Charges** Customers should be aware that UPS charges are significantly higher on Dimensional weight packages. For more information on dimensional weight, contact United Parcel Service.

## RESTOCKING FEES & FREE STOCK ROTATION ALLOWANCE:

- Non-Royal Dealers:** 20% restock fee, no stock rotation allowance
- \$3000 Royal Dealers:** 10% restock fee, no stock rotation allowance
- \$6000 Royal Dealers:** No restock fee, 20% stock rotation allowance\*

**\*Applies to items purchased within one year. No return privileges on special order, closeout or discontinued items.**

## TERMS OF PAYMENT:

U.S.—All orders are shipped C.O.D. or credit card unless approved for an open account by K&L Supply Co., Inc.

CANADA—No C.O.D. available. Prepayment (certified U.S. funds) required before shipment.

**Note: If reshipped, refused orders will be subject to additional freight and C.O.D. fees**

**Open orders are due net 30 days from date of order. Merchandise remains property of K&L Supply Co., Inc., until invoice is paid.** Delinquent accounts are subject to a 1 1/2% per month finance charge. Any returned checks are subject to a \$30.00 service charge and the account will be placed on cash only status for six months.

**INTERNATIONAL:** All orders must be prepaid in U.S. funds. **Bank Wire Transfers** will incur a bank service fee.

**SPECIAL ORDERS AND DROP-SHIPMENTS: Orders are subject to pre-payment, and require a \$50 Minimum plus freight. All Special orders are final, and are not eligible for return. Contact your Sales Representative for more information.**

## CATALOG POLICY:

New Customer - Will receive catalog upon completion and approval of Dealer Application.

Existing Dealers - Max 2 hard copy catalogs per location, additional catalogs will be available on-line and on CD.

You may purchase additional hard copies of the catalog, call for cost

**SALES TAX:** State and/or local taxes will be added if applicable.

## BACKORDERS:

K&L Supply Co., Inc. does not pay freight on any backorders. K&L Supply Co., Inc. does not hold backorders. Your Sales Representative can tell you what you have on backorder and the availability of that backorder for the previous 30 days. Minimum order requirement applies.

## NEW DEALERS:

K&L Supply Co., Inc. sells only to dealers in the Powersports Industry, proof of business is required. Contact customer service for a dealer application, \$200.00 initial order is required. Re-instating an account also requires a \$200.00 order. Annual minimum of \$200.00 of sales is required to maintain active dealer status.

**NOTE: Prices are subject to change without notice.**



**Call: 1-800-727-6767**  
**Local: 1-408-727-6767**  
**Sales Fax: 408-727-1576**  
**Office Fax: 408-727-4842**

**New!**

***K&L UT1000 Utility Trailer***

**7**

**Service Center Section 1**  
***Lifts & Stands***

**11**

**Service Center Section 2**  
***Tire Changers & Balancers***

**29**

**Service Center Section 3**  
***Shop Equipment & Shop Tools***

**49**

**Harley Davidson® Specialty Tools**  
***Shop Equipment & Shop Tools***

**106**

***Electrical Equipment***

**112**

***Hard Parts***

**126**

**Tune-Up & Engine Service**  
***Carburetor & Exhaust***

**198**

**Tune-Up & Engine Service**  
***Ignition & Electrical***

**246**

***Control***

**280**

***Suspension***

**330**

***Accessories***

**346**



SHOP EQUIP & TOOLS

1/4 Turn (Quick Release) Fasteners .....351  
 1/4" & 3/8" Drive T-Handles .....101  
 1/8 NPT Male Thread Tips for Blow Gun .....53  
 12" Drill Bit .....75  
 14mm Shaft Lock Collars .....42,97  
 14mm Spark Plug Socket .....89  
 1520EMX Tire Changer .....33  
 17 Pc Bit Set .....102  
 2 Piece Gas Tank Stand .....108  
 20Pc Brush Set with Handle .....361  
 20-Ton Hydraulic Press .....65,97  
 220 Tire Changer .....35  
 25 Gallon Gas Caddy .....66  
 2-Stroke Timing Kit for Water-Cooled Engines 90  
 3 & 4 Pin Coupler Sets .....124  
 3 LED Dynamo Flashlight .....91  
 3/8 Drive Impact Driver .....95,158  
 3/8 Square Drive Ratchet Handle .....95  
 3-in-1 Ext/Int Circlip Plier .....90  
 4 In 1 Tire Valve Stem Repair Tool .....46  
 41mm Retainer Nut Wrench .....72  
 44T Handpiece with Collets .....81  
 480 Multimeter .....115,272  
 48mm Fork Seal Driver .....55,345  
 4-Stroke Leakdown Tester .....92,156  
 4-Stroke Spark Plug Tool .....89  
 55 Gallon Drum Cart .....67,188  
 5Pc Small Orifice Brush Set .....361  
 5Pc Spark Plug Socket Set .....89  
 6 In 1 Flywheel Puller .....98  
 6 In 1 Spoke Wrench .....43  
 697 High Current Probe. (400A Max) .....113  
 7 Quart Drain Pan .....360  
 775 Wheel Balancer - Coats .....41  
 8 Lb. Magnetic Pick Up Tool .....85,174  
 8mm Cable Adjusters .....328  
 8mm Silver Allen Bolt Kit .....353  
 9 Piece Bearing Puller Tool Set .....94  
 90-Degree 1/4" Hex Driver Set - Carb Adjust 78

HARD PARTS

CARB & FUEL

IGNITION/ELECTRICAL

CONTROL

SUSPENSION

ACCESSORIES

Aluminum Oil Drain Plug Washer Assortment · 161,197  
 Aluminum Tire Valve Stems .....46,111  
 Aluminum Vise Insert .....56  
 Analog Multimeter .....115  
 Anti-Seize Lubricants .....354  
 Apron - Deluxe Shop .....38,360  
 Armor Rim Tape - Motion Pro .....48  
 Assembly Lube - Redline .....359  
 ATV Axle Wrenches .....61  
 ATV Ball-Joint Socket .....50  
 ATV Brake Drum Seal Kit .....327  
 ATV Flag Grabber .....357  
 ATV Steering Shaft Bushing Kit .....280  
 ATV Trailer - UT1000 .....8  
 Automatic Center Punch .....95  
 Automatic Hose Reel .....53  
 Auxiliary Gas Tanks - Fuel Bottle .....77  
 Axle Remover Tool .....45  
 B .....  
 Ball Foot Chuck .....38,53  
 Ball Joint Tool .....70  
 Bands/ Cable Straps .....349  
 Banshee/Blaster Idle Kit .....241  
 Bar End Wedge Mirror .....347  
 Battery Cables - Replacement .....120  
 Battery Chargers .....116  
 Battery Filler Nozzle .....120  
 Battery Jumper Cables .....120,264  
 Battery Load Tester .....113  
 Batterymate 150-9 Commisioning Charger and Load Tester .....117  
 Bead Seaters .....37  
 Bearing Attachment .....70  
 Bearing Pullers .....94  
 Bearing Race & Seal Driver .....50,59,95  
 Bearings - Engine .....156  
 Bearings - Steering/Swingarm .....280-288  
 Belt Tension Gauge .....69  
 Bestway In-Ground Hydraulic Lift .....27  
 Bleeder Bolt Rubber Caps .....162  
 Blind Hole Bearing Puller & Bridge Type Puller Set .....94  
 BMW/Honda 5-Lug Rear Wheel Balance Adapter .....40  
 Bolt Caps .....349  
 Boots for ATV CV Joints .....355  
 BPF Fork Holding Tool .....57  
 Brake Bleeder Kit .....62  
 Brake Caliper Piston Puller Set .....62  
 Brake Caliper Piston Sizing Chart .....304  
 Brake Caliper Piston Tool .....62,310  
 Brake Caliper Pistons .....304-310  
 Brake Caliper Rebuild Kits .....304-310  
 Brake Drum Seal Kits - ATV .....327  
 Brake Fluid - DOT4 .....163,290  
 Brake Light Switches .....274,275  
 Brake Lines - Braided .....312,313  
 Brake Master Cylinders .....290  
 Bridge Hand Held Gas Analyzers .....75  
 Brush Sets - Cleaning .....361  
 Brushes - Starter/Alternator .....265  
 Bulbs .....279  
 C .....  
 Cable Adjusters .....328  
 Cable and Fittings .....357  
 Cable Fittings Kit .....357  
 Cable Luber .....62

Cable Rack - Motion Pro .....357  
 Cam Bearing Remover .....107  
 Cam Chain Tensioner Push Rod Kit .....151  
 Cam Chain Tensioner Tool for A.C.C.T. ....90  
 Cam Chains and Master Links .....90  
 Cam Degreasing Kit .....103  
 Cam End Rubber Plugs .....136  
 Cam Gear Holder - CRF .....89  
 Cam/Crank Sprocket Lock Tool .....107  
 Camchain Tensioner Tool for Yamaha R-190,154  
 Camshaft Wrench R-1 .....72  
 Can-Am Spyder Wheel Balancer Adapter .....42  
 Canyon Dancer Bar Harness .....363  
 Carb Cleaner Wire Set .....79  
 Carb Flange/ Holders .....208-211  
 Carb Holder Rubber Plugs .....245  
 Carb O-Rings .....213,225  
 Carb Passage Plug Kit (17Pcs) .....213  
 Carb Pop-Off Pressure Pump .....79  
 Carb Rebuild Kits - Mikuni .....219  
 Carb Repair Kits .....214-220  
 Carb Rubber Passage Plug .....213  
 Carb Service Stand .....65,211  
 Carb Shop Repair Assortment Kit .....225  
 Carb Slide Diaphragms .....212  
 Carb Synchronizers and Adapters .....78-80  
 Carbmate .....80  
 Carburetor Float & Pin Kit .....220  
 Carburetor Float Bowl Screws .....224,353  
 Carburetor Jets .....242,243  
 Cargo Buckle Self-Retracting Tie-Downs .....363  
 Cargo Nets .....363  
 CDI Boxes - ATV/Offroad .....250  
 CDI Type Condensers .....267  
 Center Jacks .....20-22  
 C-Frame Creeper Seat .....66  
 Chain Tools .....63  
 Charge Coil for ATV & Offroad .....249  
 Charging System Tester/ Analyzer .....120,277  
 Cheetah CH-2 Tire Bead Seater .....37  
 Circlip Pliers .....90  
 Clamping Tools for CV Boot Clamps .....355  
 Clamps - Fuel Hose .....245  
 Clamps - Oetiker .....356  
 Clamp Bead Assist .....38  
 Cleaning Brushes .....361  
 Clover Valve Lapping Compound Kit .....85,108  
 Clutch & Primary Tool .....103,164  
 Clutch Cover Gaskets .....164  
 Clutch Holding Tool - 125mm .....102  
 Clutch Holding Tool Locking Vise Type .....103,164  
 Clutch Master Cylinder Pushrod & Bushing Set .....291  
 Clutch Master Cylinders .....290  
 Clutch Plates .....166  
 Clutch Push Rod Lever Bearing & Seal Set .....175  
 Clutch Slave Cylinder Repair Kit .....162  
 Clutch Spring Bolt & Washer Set .....165  
 Clutch Spring Compressor .....108  
 Clutch Springs .....165  
 Clutch Thin Nut Wrench .....102  
 Coats 220 Replacement Parts .....35  
 Coats 280 Bubble Balancer .....42  
 Coats Tire Changers .....32  
 Coil Cap Connector Repair Kit .....248  
 Coils - Ignition .....246  
 Coils - Stator .....259-261  
 Combo Internal / External Circlip Pliers .....90  
 Compartment Boxes .....348  
 Compression Tester .....92  
 Condensers .....267  
 Connectors - Electrical .....123

Contact Breaker Point Plate Assemblies .....	265	E .....	Fork Tube Rebuild Kit .....	332
Contact Breaker Points .....	265,266	EBC Brake Pads and Shoes .....	Forktru Fork Alignment Tool .....	61
Contact Cleaner .....	359	Economy Carburetor Repair Kits .....	Four In One Hex Axle Tool (Aluminum) .....	60
Copper Hammers .....	95	Electrical Connector Pin Removal Tools .....	Four In One Hex Axle Tool (Steel) .....	60
Copper Washers - Metric .....	197	Electrical Terminal Kits .....	Four Speed Transmission Main Seal Installing Tool .....	106
Cotter Pins .....	353	Emgo Classic Shocks .....	Fram Oil Filter Cup Wrench .....	91
Coupler for Turn Signal .....	279	Emgo Viper Universal Sport Fairing .....	Fram Oil Filters .....	176
Coupler Wrench .....	68,70	Endless Chain Riveting Tool Kit .....	Frame Spanner Socket .....	69
Crank Bearing / Gear Puller Set .....	65	Engine Bearings .....	Fra-Series-Pins, Couplers & Pin Seals .....	123
Crankcase Pressure Tester - 2 Stroke .....	103,156	Engine Compression Tester .....	Free-Flo Gas Cap Vent Hose .....	244
Crankcase Splitting Tools .....	96	Engine Gasket Sets .....	Frm-Series-Pins, Couplers & Pin Seals .....	123
Crankshaft Adapter Set .....	96	Engine Mount Spacer Bolt Socket .....	Front & Rear Extension .....	18
Crankshaft Assembly Fixture .....	97	Engine Oil Seal Kits .....	Front Fork Cap Socket .....	56
Crankshaft Disassembly Tool .....	97	Excel Adjustable Spoke Torque Wrench .....	Frs-Series-Pins, Couplers & Pin Seals .....	123
Crankshaft Holder .....	70	Exhaust Gas Analyzers .....	Fry-Series-Pins, Couplers & Pin Seals .....	123
Crankshaft Installation Adaptor .....	72	Exhaust Pipe Gaskets .....	Fuel & Vacuum Hose Clip Kit .....	245
Crankshaft Installation Set .....	96	Exhaust Stud Wrench .....	Fuel Bottles - Auxiliary .....	77
Crankshaft Installing Jig Tool .....	96	Exhaust Stud Drill Plate .....	Fuel Filters .....	207
Crankshaft Oil Seals .....	156	External & Internal Circlips .....	Fuel Hose .....	244
Crankshaft Ratcheting Wrench .....	109	Extractors .....	Fuel Level Gauge .....	79
Crankshaft Turning Tool for Ducati .....	87,111	Eye Outlet Terminals .....	Fuel Line .....	244
Crest Soap for Ultrasonic Cleaner .....	64	Ez Clamp Motorcycle Clamping Adapter .....	Fuel Line Fittings Kit .....	245
CRF Cam Gear Holder .....	89	F .....	Fuel Mixture Screws for Suzuki Mikuni BS Series Carbs .....	235
Crimpers - Electrical .....	122,279	Fastener Kit .....	Fuel Petcock Repair Kits .....	202
Cush Drive Rubbers .....	327	FCR Carb Tool .....	Fuel Petcock Repair Kits .....	204
CV Boot Clamps .....	355	FCR Economy Carb Rebuild Kit .....	Fuel Petcock Shop Repair Kit .....	206
CV-2 Synthetic Grease .....	65,359	FCR Middle Body O-Ring Kit .....	Fuel Petcock Tap Mount O-Rings .....	206
Cylinder Bore Gauge Set - 18 to 35mm .....	93	Feeler Gauges .....	Fuel Petcocks .....	200
Cylinder Boring Bar .....	82	Fender Protector .....	Fuel Pressure Gauge Sets & Adapters .....	72-76
Cylinder Flex-Hone .....	84	Fender Washers .....	Fuel Pump Point Switch .....	241,272
Cylinder Head Cover Bolt .....	136	Fi Diagnostic Tool Sub Lead .....	Fuel Pumps .....	241,272
Cylinder Head Nut Wrench .....	88	Final Drive Collar, Bearing & Seal Remover / Installer .....	Fuel System Cleaner - Redline .....	358
Cylinder Head Stands .....	85	Fixed Auxiliary Gas & Fan Caddy .....	Funnels .....	360
Cylinder Hones .....	83	FJR13 Final Drive Seal Installer .....	Fuse Buddy .....	115
Cylinder Honing Machine .....	82	Flat Washers .....	Fw-Series Pins, Couplers & Pin Seals .....	123
Cylinder Leakdown/Compression Tester .....	68	Flex-Hone for Rotors .....	G .....	
Cylinder Torque Plates .....	107	Flexible Magnetic Pickup Tool .....	Galfer Brake & Clutch Line Fittings .....	313
Cylinder / Cylinder Head Nuts .....	352	Flex-Shaft Motor Only .....	Gas and Fan Caddy .....	77,89,112
D .....		Float Bowl Gaskets .....	Gas Cap Vent Hose .....	244
Damper Rod Tools - Fork .....	57,72	Float Bowl O-Rings .....	Gasket Hole Punch Set - 11 Pc .....	90,137
Deburring Tool - 5Pc .....	81	Float Bowl Screws .....	Gasket Scraper .....	88
Deluxe Barrel Pump .....	67	Float Level Gauge .....	Gasket Sets .....	126
Deluxe GP Mirrors .....	347	Float Level Gauge .....	Gaskets - Alternator/Stator Cover .....	157
Deluxe Shop Apron .....	38,360	Float Needles (Only) .....	Gaskets - Clutch Cover .....	164
Diagnostic Scanner .....	112	Float Valve Assemblies .....	Gaskets - Ignition Cover .....	158
Dial Gauge Stand .....	70	Float Valve Filter Screens .....	Gaskets - Oil Pan .....	158
Dial Indicator Gauge & Magnetic Base Stand .....	69,93	Fluid Evacuators .....	Gear Holder .....	69
Diaphragms - Carb Slide .....	212	Fluke Model 88 V / A Multimeter .....	Gear Oil - Redline .....	358
Diaphragms - Petcock .....	206	Flush Mount Marker Lights .....	Gearjammer for CRF models .....	89
Diesel Compression Tester .....	92	Flywheel Assembly Fixture for H-D .....	Generator Test Sets - Sotcher .....	113
Digital Tachometer .....	114,265	Flywheel Holder Tools .....	GI1500 Wrench .....	195
Digital Vernier Calipers .....	93	Flywheel Puller .....	Goodridge Brake Lines & Fittings .....	312
Dirt Bike Lift .....	475	Flywheel Puller Driver Set .....	Graduated Cylinders .....	360
Drag Handlebars by Emgo .....	329	Fork and Shock Pump 0-60 Psi .....	Grease - Redline CV2 .....	352
Drain Plug Bolts .....	197	Fork Cap Nut Socket .....	Grips - Handlebar .....	329
Drain Plug Washers - Aluminum .....	161,197	Fork Cap Sockets .....	Grunge Brush Chain Brushes .....	63,361
Drain Plug Washers - Copper .....	197	Fork Cap Wrenches .....	H .....	
Drive Belt Tension Gauge .....	69	Fork Damper Rod Bleed Tool Set .....	Handlebar and Subframe Straightener .....	60
Drive Shaft Bearing Retainer Wrench .....	69	Fork Damper Rod Tools .....	Handlebars - EMGO .....	329
Drive Shaft Puller .....	69	Fork Oil - Redline .....	Handy Air & Electric Lifts .....	27
Driveshaft Holder Tools .....	68	Fork Oil Level Gauge .....	Handy S.A.M.1000 Air Lift .....	27
Drum Funnel .....	67,194	Fork Oil Replacement Kit .....	Hardware Assortment Kits .....	350
Drum Pump - Deluxe .....	67	Fork Seal Bullets .....	Harley Davidson® Swingarm Supports for MC45 Rear Stand .....	24
Dual Disc Brake Vacuum Bleeder .....	62,304	Fork Seal Drivers .....	Harley-Davidson® Shop Tools .....	110
Dual Head Stubby Ratchet Handle .....	95	Fork Seal Grease .....	Harley-Davidson® Specialty Tools .....	108
Ducati Rear Wheel Nut Tools .....	111	Fork Seal Reference Chart .....		
Ducati Special Tools .....	111	Fork Seals & Fork Seal / Wiper Kits .....		
Dynamometers .....	74	Fork Spring Compressor Tool .....		
Dzus Fasteners - 1 / 4 Turn .....	351	Fork Spring Compressor Tool .....		

SHOP EQUIP & TOOLS

HARD PARTS

CARB & FUEL

IGNITION/ELECTRICAL

CONTROL

SUSPENSION

ACCESSORIES

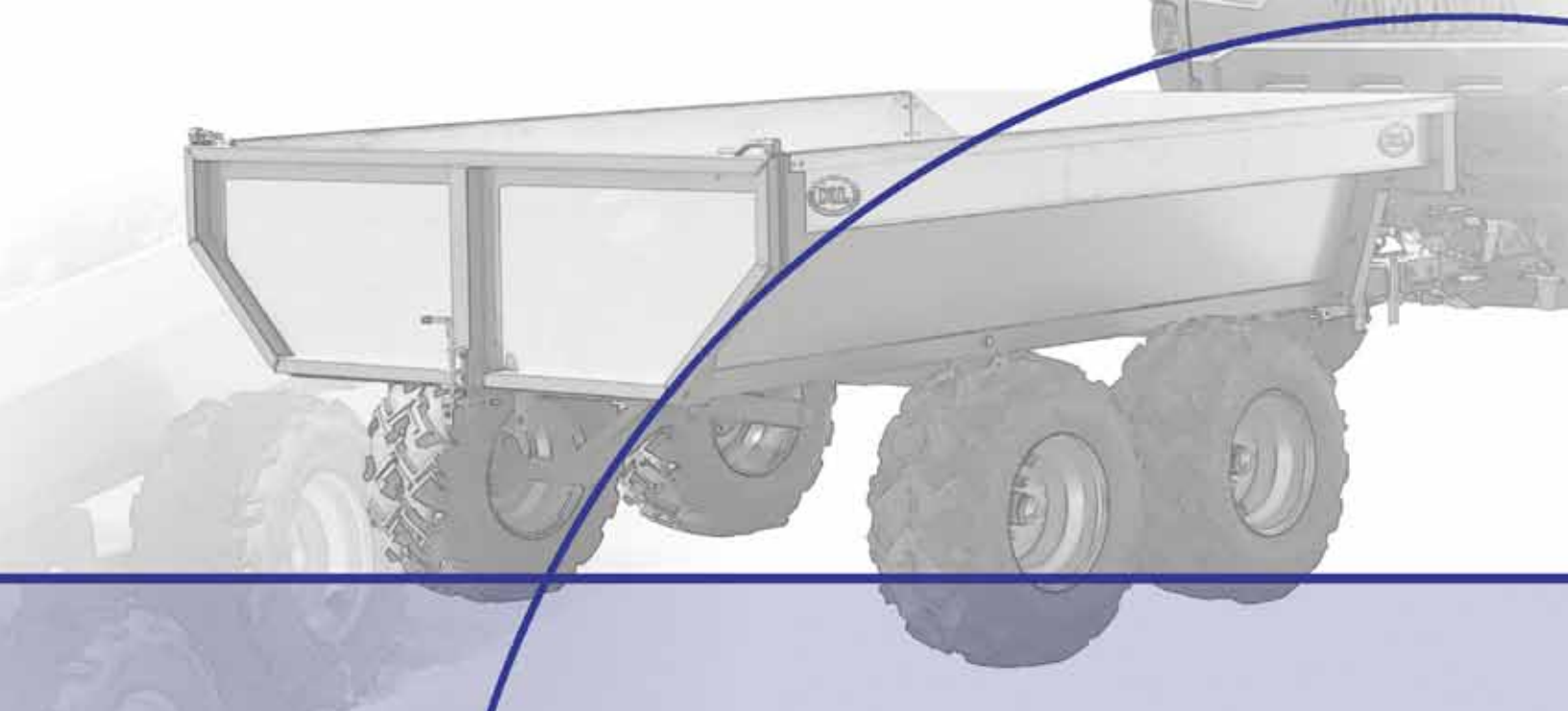
Harley-Davidson® Wheel Weights.....	44	Jump-N-Carry Portable Starter .....	113	Master Cylinders - Complete .....	290
Haynes Motorcycle Repair Manuals .....	362,363	K.....		Master Link Pliers .....	63
H-D® 40mm Vacuum Piston .....	212	K&L Carb Cleaner Wire Set .....	79	Master Start-Up Kit.....	52
H-D® Accelerator Pump Rebuild Kit .....	240	K&L Carburetor Choke Repair Kits .....	240	Maxline Air Kits.....	52
H-D® Flywheel Assembly Fixture .....	108	K&L T-Shirts.....	361	MC116 Deluxe Tire Bead Breaker .....	36
H-D® Trike Adapter Set for MC465 Jack .....	20	K&N Air Filter Cleaner & Degreaser.....	198	MC136 Bead Buster .....	36
Head Gaskets for Kawasaki KZ1000 .....	135	K&N Air Filter Oil .....	198	MC140/MC145 Quick Release Nut .....	36
Headlight Assemblies .....	278	K&N Custom Clamp On Filter Sets.....	198	MC15R Cycle Dock .....	22
Headlight Beams and Bulbs .....	278	K&N F/A Ratio Monitor .....	75	MC205 Wheel Balancer .....	40
Headlight Bulbs .....	279	K&N Fuel Line T Junction .....	245	MC205 Wheel Balancer Foam Pad .....	40
Headlight On-Off Switch .....	278	K&N Fuel-Air Ratio Monitor .....	242	MC2300 Dynamic Wheel Balancer .....	41
Headlight Rim/Retainer .....	278	K&N Oil Filters .....	184	MC25 Metric Engine Stand .....	66,126
Headlight Voltage Regulator .....	256	K&N Universal Crankcase Vent Filters.....	184	MC300 Wheel Balance Stand .....	42
Headlite Brackets - Chrome .....	278	Kawasaki Instrument Covers .....	278	MC305 Wheel Truing & Balance Stand .....	42
Heavy Duty Automatic Center Punch .....	95	Kawasaki Tach Seal Kit .....	147	MC310 Three-In-One Truing Stand .....	42,97
Heavy Duty Riv-Nut Tool .....	102,109	Kawasaki/Suzuki Shop Float Needle Kit .....	224	MC35 Single Sided Swingarm Stand .....	24
Heavy Duty Tie-Downs .....	363	Keihin Carburetor O-Ring Shop Kit .....	213,225	MC360 Crate Lift .....	25
Hex Head Bolts .....	353	Keihin O-Rings .....	213	MC40 Universal Front Wheel Stand .....	24
Hex Head Bolts - Zinc Plated.....	353	Keihin Shop Float Needle Kit .....	224	MC440 - Mini Jack .....	22
Hex Wrenches .....	69	Keihin U-Ring Shop Kit .....	213	MC45 Universal Swingarm Stand .....	24
High Performance Muffler Packing Kit .....	361	Kickstarters .....	329	MC450 Center Jack .....	21
High Pressure Schrader Valve Cores .....	51	Kill Switches .....	274	MC455 Fat Jack & MC464 Fat Jack Dolly .....	20
High Pressure Schrader Valve Extension .....	51	Kreem Fuel Tank Products .....	359	MC460 Shop Dolly .....	22
Hitch Pins .....	353	KTM Fork Cap Wrench .....	57	MC464 Fat Jack Dolly.....	20
Hofmann Tire Changers .....	33	KTM Heim Joint Tool by Motion Pro .....	60	MC465 - UTV / Trike Jack .....	20
Honda ATV Pulser Coil .....	249	Kwik-Loader Valve Keeper Tool Set .....	86,140	MC470 In-Ground Lift Adapter Plate .....	27
Honda GL1800 Hose Fitting .....	76	KZ/GS Ignition Coil .....	248	MC475 Dirt Bike Lift .....	24
Honda Shop Float Needle Kit.....	224	L.....		MC500R Hydraulic Lift .....	13
Honda Sub-Chamber Gaskets .....	212	L - Type Socket Wrench.....	100	MC550 Multi-Lift .....	26
Honda Tappet Covers .....	133	Large Bore Cylinder Hone Set .....	83	MC615R Air Lift .....	15
Hones - Brake Rotor .....	61	Latch Type Rivets .....	349	MC625R Heavy Duty Air Lift .....	14
Hones - Cylinder.....	83	Lead Substitute.....	359	MC655R Hydraulic Lift .....	12
Hones - Master Cylinder.....	61	Leak Down Tester - 2 Stroke.....	103,156	MC680 Tire Changer .....	30
Horns .....	279	Leak Down Tester - 4 Stroke.....	92,156	MC700 Exhaust Gas Analyzer Replacement	
Hose Removal Pliers .....	79,245	Lift/Work Stand Accessory Bracket .....	19,54	Parts & Accessories .....	77
Hour, Vibration & Hour/Tachometers .....	264	Lift-Gate .....	25	MC750 Mobile Exhaust Gas Collector .....	77,144
Hydraulic Brake Bleeder .....	62,299	Lifting Arm Kits .....	23	MC800 Regulated Fuel Pump For F.I. ....	76
Hydraulic Lifts .....	12,13	Lifts - Air & Hydraulic.....	12-15	Mechanic's Gloves .....	38,112,361
Hydraulic Press - 20 Ton .....	65,97	Liquid Filled Air Pressure Gauge Holder .....	47	Mechanical Seal Installation Tool .....	95,160
I.....		Liquid Gasket Sealer.....	137,359	Mechanical Seal Installer .....	72
Ignition Coils .....	246	Liteloc Rim Locks .....	48	Metal Tire Valve Stems .....	46
Ignition Switches .....	270	Load Tester - Battery .....	113	Metric Copper Washer Kit .....	197
Ignition System Tester .....	114	Lock Washers - Metric.....	352	Metric Hardware Assortment Kit.....	352
Ignitionmate & Ignitionmate Duo .....	114	Locking Extension Bar for 3/8 Sockets.....	95	Metric Nuts .....	352
Impact Screw Driver Set .....	95,158	Long Reach Inflation Gauge .....	38,47	Metric Spark Plug Chaser .....	104
Infrared Industries Handheld 4 Gas EGA .....	75	Longneck Funnel .....	360	Metric Thread Restorer File .....	104
Infrared Thermometer .....	91	Low Riding Ramp .....	25	Micrometers .....	93
Inline Fuel Valves .....	201	Lppo Lubricant .....	359	Mid-Body FCR Carb O-ring Kit.....	214
Inner Cam Bearing Remover Tool .....	107	M.....		Middle Drive Tools .....	69
Inserts - Thread Repair.....	104	Mag Wheel Weight Installation/Remover		Middle Driveshaft Holder.....	72
Instant Super Glue - Multi-Purpose.....	354	Tool .....	45	Mighty Cutter Hose Cutter .....	79,245
Intake Carb Flange/ Holders.....	208-211	Magnetic Parts Trays .....	91	Mikuni 4/042 Type Main Jet Shop Kit .....	242
Intake Chamber O-Ring For Honda GL1500 .....	209	Magnetic Pick-up Tool .....	85,174	Mikuni Cap and Accessories .....	239
Intake Manifold O-Rings For Honda Goldwing .....		Magnetic Test Leads .....	115	Mikuni Carb Rebuild Kits .....	219
209 Intake Manifold Wrench .....	109	Mainshaft Bearing Race Tool .....	107	Mikuni Carburetor & Parts Manual.....	361
In-Tank Fuel Pump Sub-Assembly .....	241,272	Master Bearing Driver Set .....	50,94	Mikuni Carburetor O-Ring Shop Kit .....	213,225
Intermediate Driveshaft Holder/Remover .....	68	Master Cylinder Connecting Set .....	294	Mikuni Float Valve Assembly .....	207,221
Internal Circlip Pliers .....	90,304	Master Cylinder Cover Screws Assortment Shop		Mikuni Fuel Pumps & Rebuild Kits.....	241
Iso Cap Nuts .....	352	Kit .....	351	Mikuni Rubber Mounting Flanges/ Holders .....	211
Iso Flange Nuts .....	352	Master Cylinder Diaphragms .....	293	Mikuni Shop Float Needle Kit .....	224
J.....		Master Cylinder Flex-Hone (320 Grit) .....	61	Mikuni Tach Seal Kit .....	224
Jack Repair Kit .....	21	Master Cylinder Parts .....	291	Mini Brake Bleeder .....	62,101
Jet Block O-Ring .....	211	Master Cylinder Rebuild Kits .....	296-303	Mini Double Edge Tube Cutter .....	245
Jet Driver .....	78,108	Master Cylinder Reservoir Diaphragms .....	292	Mini Fluid Evacuator .....	66
Jet Wrenches .....	79,221	Master Cylinder Reservoir Rebuild Kits .....	291	Mini Pro T-Handle Set .....	101
Jets - Carburetor .....	242,243	Master Cylinder X-Reference .....	295	Mini Reflectors .....	350
Jumbo Chain Tool & Quad Stake Kit .....	63			Mini Stalk Marker Lights .....	277
Jumper Cables .....	120			Mini-Chain Press Tool .....	63
				Mirror Bracket - 7/8" .....	347
				Mirrors.....	347
				Mityvac Brake Bleeder Kit MV8020 .....	62
				Mityvac Deluxe Vacuum Tester Kit .....	62,294
				Mixture Screw Washers for Keihin Carbs .....	235

Mobile Single Post Lift .....	28	Petcocks - Complete .....	200	Rim Lock Nuts .....	48
Mobile Work Bench .....	61	P-Handle Hex Wrench Set .....	100	Rim Locks .....	48
Monty Tire Changers and Parts (Hofmann) .....	33,34	Phillips Head Screws .....	224,353	Rim Strips .....	48
Motorcycle Cam Degreasing Kit .....	103	Pick-Up Coil for ATV & Offroad .....	259	Ring Nut Wrench .....	69
Motorcycle Diagnostic Scan Tools .....	112	Pilot Bearing Puller - Bridge Type .....	94	Rivet & Bolt Cap Assortment Kit .....	348
Muffler Connecting Gaskets .....	128	Pilot Jets for Yamaha Hitachi Carbs .....	243	Riv-Nut Tool and Inserts .....	102,109
Muffler Packing Kit .....	361	Pilot Screw Adjustment Tool .....	78	RK Chain Breaker Rivet Tool .....	63
Multimeter with RPM Function .....	115	Pingel®Power-Flo Fuel Valves .....	201	Rocker Box Ratchet .....	109
<b>N</b> .....					
ND Alternator Replacement Parts .....	258	Pinion Gear Clamp .....	69	Rocker Box Wrench .....	109
Needle File Set .....	81	Pinion Height Gauge .....	72	Rocker Shaft Removal Adapter .....	94
Neutral Switches .....	275	Pinion Remover Adapter .....	69	Rod Inspection Fixture .....	82
Neway Valve Seat Cutting Products .....	84	Pipe End Shaper .....	88	Rollastand .....	25
Neway VFR-1000 Valve Face Reconditioner .....	85	Piston Base Holders .....	88,147	Rotor Pullers .....	98
NGK Spark Plug Caps .....	249	Piston Kits - Pro X .....	147	Rubber Faced & Aluminum Vise Jaw Pads .....	91
Nissin Master Cylinders .....	290	Piston Pin (Small End) Bearings .....	148	Rubber Tailplate with Taillight Assembly .....	279
Nitrile Gloves - Black .....	38	Piston Pin Circlips .....	148	Rubber Tipped Blow Gun without Safety .....	53
Nitrogen Shock Filling Gauge .....	51	Piston Pin Removal Tool .....	88,147	Bypass .....	46
Nitrogen Tire Filling Station .....	52	Piston Pins .....	148	Rubber Valve Stems .....	46
Nitrogen Tire Top-Off System .....	51	Pistons and Rings .....	148	Rust Remover & Inhibitor .....	359
No-Lead Spoke Wheel Weights Kit .....	45	Plain Bearing Installer .....	72	<b>S</b> .....	
Nology Profire Ignition Coils .....	249	Plug Hole Ignition (Stick) Coils .....	248	Safety Wire Pliers .....	103
Nuts - Metric .....	352	Plug-In Blade Fuses .....	279	Sag Master™ Sag Tool .....	61,343
Nylock Nuts .....	352	Point Cover Gaskets for Kawasaki KZ .....	158	Sand Blast Cabinet with Dust Collector .....	53
Nylon Rim Protectors .....	43	Portable Air Tank - 5 Gallon .....	53	Schrader to Needle Adapter - Shock Filling .....	51
Nylon Tubing - Air Compressor Line .....	52	Portable Air Tank Repair Kit .....	53	Scratch Brush Kit .....	361
<b>O</b> .....					
Oem Replacement Ignition Coils .....	247	Portable Auxiliary Gas & Fan Caddy .....	89,112	Screw Grommets .....	349
Oem Replacement Wheel Weights .....	44	Portable Fixed Auxiliary Gas & Fan Caddy .....	77	Screws - Phillips .....	353
Oem Style Bolt Kit - 8mm Hex .....	351	Portable Work Bench .....	61	Seal/Bearing Retainer Tools .....	50
Oem Style Replacement Turn Signals .....	277	Porting File Set .....	81	Sealed Beams .....	278
Oem Type Oil Filter Socket Wrench .....	91,193	Porting Kit .....	81	Seat Cushion Rubbers for Honda ATV .....	328
Oetiker Clamps .....	355	Post Adapter Kit .....	21	Shaft Driver Tool .....	70
Ohlins Fork Cap Tool .....	56	Power Adapter Kit .....	21	Shaft Holding Tools (Vise Inserts) .....	56
Oil & Gas Funnels .....	360	Power Taps .....	102	Shift Levers .....	329
Oil Drain Pan - 7 Quart .....	360	Powercoil Thread Repair Kits .....	104	Shim Storage Box .....	139,348
Oil Drain Plug Washer Assortment .....	350	Powerplatform Worktable .....	27	Shock Seal Bullet Tool .....	56,338
Oil Drain Plug Bolts .....	197	Pro Series Carb Repair Kits .....	217-219	Shock Seal Head Setting Tool .....	56
Oil Drain System .....	67	Probulator Lead Set .....	115,273	Shock Service Tools .....	58
Oil Extractor .....	67	Pull-Start Handle .....	329	Shock Spanners .....	58,331
Oil Filler Cans .....	360	Pull-Start Spring .....	329	Shock Spring Compressor .....	58,331
Oil Filter Bolts .....	197	Purse Locks / Rod Holders / Wire Clips .....	349	Shocks - EMGO Classic .....	330
Oil Filter Magnet .....	197	Push Rivets / Push Pulls .....	349	Showa Fork Cap Removal Tool- Motion Pro .....	56
Oil Filter Removal Pliers .....	91	Push Rod Tool .....	108	Side Panel Set, Loading Ramp .....	18
Oil Filter Socket Wrench - OEM Type .....	91,193	Push Turn Rivets .....	349	Silicone Gasket Sealant .....	359
Oil Filter Strap Wrench .....	91	<b>Q</b> .....			
Oil Filter /Clutch Nut Spanner .....	91	Quick Release Fuel Couplers .....	79,245	Single Cylinder Crankshaft Assembly Fixture .....	97
Oil Filters .....	176	Quick Release Ring Compressor .....	88	Six Piece Tappet Set .....	87
Oil Pan Gaskets .....	158	<b>R</b> .....			
Oil Pressure Switch .....	276	Radiator Cap .....	161	Slide Metal Installer - FJR1300 .....	72
Oil Seal Pullers .....	95,155	Radiator Fan (Thermo) Switches .....	276	Small Bore Cylinder Hone Set .....	83
Oil Seals - Engine .....	155	Rapidair Compressed Air Routing System .....	52	Small Hole Gauge Set .....	93
Open Barrel Type Crimping Pliers .....	122,279	Ratchet Spark Plug Wrench Kit .....	89	Snap-Ring Tool .....	106
Optimate Battery Chargers .....	118-120	Ratchets .....	95	Soft-Face Protectors .....	56
O-Rings - Carburetor .....	213	Ratio-Rite Measuring Cup .....	360	Sotcher Generator Test Sets .....	113
Outboard Marine Engine Stand .....	26	Razorback Shock Spring Tool .....	58,331	Spanner Nut Sockets .....	60
Outside Micrometers .....	93	RC100/150/200 Tire Changers - Coats .....	32	Spark Plug Caps .....	249
<b>P</b> .....					
Park Tool Work Stand .....	19,54	Rear Wheel Damper Rubber Sets .....	327	Spark Plug Sockets .....	89
Parts Cleaning Baskets .....	64	Rear Wheel Needle Bearing/Bushing Kits .....	290	Spark Plug Wrench .....	88
Parts Storage Boxes .....	348	Rear Wheel Nut Sockets - Ducati/MV .....	111	Spark Testers .....	114
PB-1 Portable Workbench .....	61	Recharger Kit for K&N Air Filters .....	198,358	Special 8mm Hex Allen Tool .....	72
PBR Chain Tool .....	63	Recoil Nylon Air Hose .....	53	Specialty Metric Nut Kit .....	352
Peak Voltage Adapter .....	115	Recoil Spring - Pull Start .....	329	Speedometer Cable Kit .....	357
Personal Watercraft Connecting Rod Kits .....	147	Reconditioned Honda Alternator Rotor .....	259	Spill Pan .....	67
Petcock Repair Kits .....	202-204	Red Line Premium Oils and Lubricants .....	196,358	Split Bearing Pullers .....	97
<b>SHOP EQUIP &amp; TOOLS</b>					
<b>HARD PARTS</b>					
<b>CARB &amp; FUEL</b>					
<b>IGNITION/ELECTRICAL</b>					
<b>CONTROL</b>					
<b>SUSPENSION</b>					
<b>ACCESSORIES</b>					
Replacement Bulbs for Marker Lights .....	277	Redline Racing Funnel .....	161,360	Split Fork Seal Driver for Yamaha V-Max .....	55,345
Replacement Cable - Bulk .....	357	Regulated Nitrogen Filling System .....	51	Split Fork Seal Driver Sets .....	55,106,345
Ricky Stator Products .....	259	Regulator/Rectifiers .....	252	Split-Perch Lever Assemblies .....	328
		Replacement Spokes .....	45	Spoke Wheel Weight Tools .....	45
		Spoke Wheel Weights .....	44	Spoke Wrenches .....	43
		Spoon Style Tire Irons .....	43	Spring Action Hose Clamps .....	245
		Spring Hook Pullers .....	88		

Spyder Wheel Balancer Adapter .....	41	Tire Irons .....	43	Valve Guide Reamers .....	86
Starter Motor & Alternator Brushes .....	265	Tire Levers .....	43	Valve Keepers .....	140
Starter Relays (Solenoid) .....	262-264	Tire Lubricant & Accessories .....	39	Valve Lapping Compound .....	85,108
Stators - New .....	259-261	Tire Pressure Gauges .....	47	Valve Lapping Tool .....	86,108
Steel Stick-On Wheel Weights .....	44	Tire Pressure Gauges - Pencil Type .....	47	Valve Seat Cutters .....	84
Steering & Swingarm Bearings/Bushings .....	280-288	Tire Repair Kits- Tech .....	39	Valve Shim Kits .....	138
Steering Bearing Installer .....	59,288	Tire Repair Stand .....	35	Valve Shim Tools (Bucket Holders) .....	87
Steering Bearing Kits .....	280	Tire Safety Cage .....	38	Valve Shims .....	139
Steering Cable Locknut Remover .....	68	Tire Station .....	35	Valve Spring Compressors .....	85
Steering Link Holder .....	71	Tire Tamer .....	38	Valve Stem Caps and Cores .....	46
Steering Race Press .....	59	Tire Test Tank .....	47	Valve Stem Seal Installers .....	147
Steering Race Remover .....	59	Tire Valve Core .....	46	Valve Stem Seals .....	140
Steering Stabilizer .....	335	Tire Valve Stem Installers .....	43	Valve Stems - Tire .....	46
Steering Stem Race Puller .....	59	Tire Valve Stems .....	46	Valves - Engine .....	140-145
Steering Stem Wrench .....	59	Torque Angle Gauge .....	72	V-Blocks .....	97
Stick Coils - Ignition .....	248	Torque Wrench Adapter .....	88	Vernier Calipers .....	93
Strongarm II .....	31	Torsion Spring Remover & Installer .....	71	Vibra-Tite Products .....	354
Stylus Series Inspection Lights .....	91	Torx Key Set (Star Wrenches) .....	102	Vise Jaw Protectors .....	91
Sub-Chamber Gaskets .....	212	Transmission Cover Bearing Remover and Installer .....	107	VK Engine Mount Spacer Bolt Socket .....	70
Superbike Handlebars by Emgo .....	329	Transparent Fuel Line .....	244	VK Steering Alignment Plate .....	71
Sure Shot Sprayer .....	359	Tread Depth Gauge .....	47	V-Max Adapter Kit .....	21
Suspension Bearing Service Tool .....	94	Throttle Position Sensor .....	250	W .....	
Suspension Sag Tool .....	72	T-Shirts .....	361	Washers .....	136
Swing Arm Nut Socket .....	103	T-Stem Nut Wrench & Bearing Adjustment Spanners .....	58	Water Temperature Gauge .....	265
Swingarm Bearing Kits .....	289	TTR-50 Spoke Wrench .....	72	Water Temperature Sending Units .....	276
Swingarm Bearing Tool .....	61,289	Tubeless Tire Repair Kit .....	39	Watercooled Plug Wrench .....	89
Swingarm Bushings .....	289	Tubing Cutter .....	245	Watercraft Dolly .....	26
Swingarm Needle Bearings .....	280	Tune Up Kits, Points & Condensers .....	268	Waterproof Electrical Terminals .....	124
Swingarm Pivot Bearing Puller .....	106	Turn Signal Flasher Units (Relay) .....	272	Waterpump Mechanical Seals .....	159
Switch Base Repair Kit .....	270	Turn Signal Stems .....	277	Waterpump Seal Installation Tool .....	103,160
Synchpro .....	80	Turn Signals .....	277	Waterpump Sealing Kits .....	161
Synchromate 2 .....	80	Twin Cam Wristpin Remover .....	106	Waterpump Shaft Oil Seals .....	160
T .....		Two-Stroke Oil .....	358	Wheel Balancer Accessories .....	41
T Handle Spark Plug Socket .....	88	U .....		Wheel Balancers .....	40
T3 Throttle Cable for KTM 2-Stroke .....	328	Ultra Slick Fork Seal Grease .....	333	Wheel Balancing Stands .....	42
Tach Seal Kit .....	147	Ultrasonic Cleaners .....	64	Wheel Bearing Remover Set .....	50
Tachometer- Digital .....	265	Universal Angled Spoke Wheel Weight .....	44	Wheel Bearing Remover Set For H-D® .....	50,108
Tappet Adjusting Tools .....	72,87	Universal Bearing Packer .....	65	Wheel Bearings .....	290
Tech Tire Repair Products .....	39	Universal Cable For Turbo Throttle .....	328	Wheel Seals for Honda ATV's .....	289
Telescoping Gauge Set .....	93	Universal Clamp-On Air Filters .....	199	Wheel Weight Tools .....	45
Terminal Removal Tools .....	124	Universal Crankshaft Installation Set .....	96	Wheel Weights .....	44
Terminal Sets and Couplers .....	124	Universal Flywheel Holder .....	103	Wiring Loom Fastener Assortment Kit .....	348
Terminals and Connectors .....	122	Universal Fuel Filters .....	207	Wiseco Nylon Soft-Hones .....	83
Test Harness .....	70	Universal Ignition Switch .....	271	Wristpin Circlip Removal Tool .....	108
Testmate Mini Battery & Charging System Tester/ Analyzer .....	120,277	Universal On-Off Switch .....	270	Y .....	
Testmate Sport .....	113	Universal Piston Support Plate .....	107	Yamaha Crankshaft Protectors .....	96
Tether Line On-Off Switch .....	276	Universal Replacement Battery Cables .....	120	Yamaha Fi Diagnostic Tool .....	72
T-Handle Spark Plug Wrench .....	88	Universal Starter Relay (Solenoid) .....	264	Yamaha Marine F300/F350 - V8 Tools .....	71
T-Handle Ratchets .....	101	UTV Trailer - UT1000 .....	8	Yamaha Shop Float Needle Kit .....	224
T-Handle Sets .....	101,109	V .....		YICS Shutoff Stick for Yamaha .....	79
Thermo Switches - Radiator .....	276	Vacuum & Fuel Line Plugs .....	79,245		
Thread Locker - Vibratite .....	354	Vacuum Brake Bleeders .....	62,304		
Thread Pitch Gauges .....	353	Vacuum Sync Gauges .....	80		
Thread Repair Kits - Powercoil .....	104	Vacuummate - Digital Synchronizer .....	80		
Three Bond TB 1184 Liquid Gasket .....	137,359	Valve Adjustment Service Kits .....	133		
Three Bond TB 1211 Silicone Liquid Gasket Sealant .....	157,359	Valve Clearance Gauges .....	87		
Three Piece Power Extension Set .....	102	Valve Concentricity Gauge .....	85		
Three Way Screwdriver .....	101	Valve Core - High Pressure .....	51		
Throttle Assemblies .....	328	Valve Core - Tire .....	46		
Throttle Tube .....	328	Valve Core Tool .....	46		
Tie Downs - Heavy Duty .....	363	Valve Cover Bolt Seals .....	134		
Time-Sert Thread Repair Kits .....	104	Valve Cover Gaskets .....	137		
Timing Belt Cover Gasket for Honda .....	154	Valve Cover O-Ring Seals (Spark Plug Hole) .....	135		
Timing Belt for Honda Goldwing .....	154	Valve Guide Drivers .....	86		
Timing Light .....	114	Valve Guide Flex-Hones .....	86		
Tire Bead Expander .....	37	Valve Guide Installers .....	86		
Tire Bead Starter .....	37				
Tire Filler Chucks .....	38,47,53				







***K&L UT1000***  
***WIDE UTILITY TRAILER***  
***Great addition to 5x5 or UTV***



## UT1000 WIDE UTILITY TRAILER

The all new UT1000 Wide Utility Trailer with its patented articulating tandem axle, lock-n-go dump bed and 1000lb load capacity is a great addition to your UTV or ATV collection. This trailer is a great tool for anyone involved in Farming, Agriculture, Industrial, and Outdoor Sports.


### Its features include:

- Articulating tandem axle with dual all terrain wheels and tires
- Dual wheel provides added stability over rough terrain
- Wide wheel base at 52.5" also helps with stability
- Tall ground clearance, Trailer can handle any terrain
- Locking Dump Bed at 30° with bed release lever (Lock-N-Go System )
- Hinged and removable tail gate

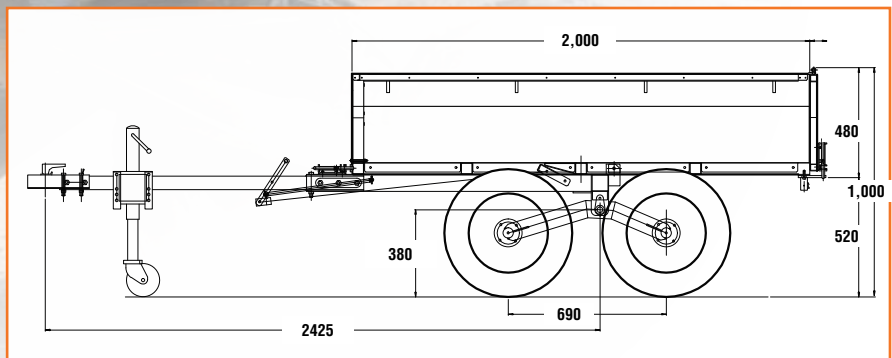


**35-6690** UT1000 Wide Utility Trailer

Trailer Dimensions	
Length	10 ft 8 inches
Width	5 ft
Height	3 ft 3 inches
Max Load	1,000lbs
Trailer Weight	545lbs
Dump Bed dimensions	
Dump Bed Length	80 inches
Dump Bed Width	57.5 inches
Dump Bed Height	16.5 inches
Bed Volume	27.7 Cubic Feet
Dump Angle	30 degrees
Dumping Capacity	1,000lbs spread out evenly
Hitch Type	2" ball hitch
Tire Type & Size	22x11-10 tubeless 2 ply nylon tire 36lb max air pressure
6 month limited warranty	



**35-6690 UT1000 Utility Trailer**



SHOP EQUIP & TOOLS

HARD PARTS

CARB & FUEL

IGNITION/ELECTRICAL

CONTROL

SUSPENSION

ACCESSORIES

**UT1000 WIDE UTILITY TRAILER**

**K&L #35-6690**

**New!**



**ACCESSORIES AVAILABLE SOON**

SHOP EQUIP & TOOLS

HARD PARTS

CARB & FUEL

IGNITION/ELECTRICAL

CONTROL

SUSPENSION

ACCESSORIES

# Innovation Since 1968

Testing and Developing Hardparts,  
Tools and Equipment  
for the Powersports Industry.



## *New Factory Upgraded Product Line*





***SERVICE CENTER***  
***SECTION 1***  
***Lifts, Jacks And Stands***

## MC655R HYDRAULIC LIFT

K&L # 35-6564 - Red

K&L # 35-6568 - Blue

K&L # 35-6617 - Black / Orange

**New!**



35-6617

35-6564

35-6568

Accessories shown on lift are not included



35-6564

5-Position Safety Locking System

Integrated Hydraulic Pump For MC655R

Remote Switch Included



SHOP EQUIP & TOOLS

HARD PARTS

CARB & FUEL

IGNITION/ELECTRICAL

CONTROL

SUSPENSION

ACCESSORIES




Visit for Demos!  
shoplift.klsupply.com

### MC655R HYDRAULIC LIFT

The MC655R from K&L Supply is the next step up in high performance lifts. Along with a 48" maximum raised height and 1 ton capacity, the MC655R features a hand held remote control and a frame mounted pump. This does away with pump stands and excess hose, keeping your service bays clear of extraneous clutter. Optional side panels, now with our redesigned fastmount system, increase the working width of the MC655R Hydraulic Lift to 56.5 or 68.5 inches, allowing the widest utility vehicles and golf carts to be serviced.

With a full range of available options, the MC655R can be tailored to meet any shops' requirements, whether you service bikes, trikes, quads, or carts. K&L's build standard is reflected in the CE certification that the MC655R carries, our commitment to quality has never been easier to harness for your shop.

- Built-in 110V Hydraulic Pump
- Hand Held Remote Control
- 29.5" x 86.5" deck
- Front and Rear Drop Panels
- Five position automatic locking system
- Loading ramp included.



### SPECIFICATIONS

Capacity	2,000 lb.
Width	29.5"
Width w/ Side Panels	56.5" or 68.5"
Length	86.5"
Maximum Height	48"
Minimum Height	7.5"
Weight	500 lb.
Drop Panel	Front & Rear
Wheels	Yes (option)
Warranty	1 year

**MC500R HYDRAULIC LIFT**

**K&L# 35-4502 - Red Model**  
**K&L# 35-4500 - Blue Model**



35-4500

5-Position Safety Locking System

Integrated Hydraulic Pump For MC500R

Remote Switch Included



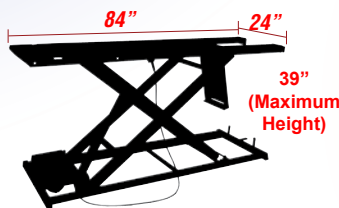
**Visit for Demos!**  
[shoplift.klsupply.com](http://shoplift.klsupply.com)

**MC500R HYDRAULIC LIFT**

The MC500R from K&L Supply is the first step in high performance, hydraulic lifts. Along with a 39" maximum raised height and an 1,100 lb. capacity, the MC500R features a hand held remote control and a built-in, 110v, frame mounted hydraulic pump. This does away with pump stands and excess hose, keeping your service bays clear of extraneous clutter.

With a full range of available options, the MC500R can be tailored to meet any shops' requirements, whether you service bikes, quads and/or carts. K&L's build standard is reflected in the CE certification that the MC500R carries, our commitment to quality has never been easier and more affordable to harness for your shop.

- Built-in 110V Hydraulic Pump
- Hand Held Remote Control
- 1,100 lb. Capacity
- 24" x 84" deck dimensions @ 39" Max Height
- Rear Drop Panel
- Five position automatic locking system
- Loading ramp included.
- Optional long ramp (35-0306)
- Optional Side Panels Increase width from 24" to 48" (35-6295)



**SPECIFICATIONS**

Capacity	<b>1,100 lb.</b>
Width	<b>24"</b>
Width w/ Side Panels	<b>48"</b>
Length	<b>84"</b>
Maximum Height	<b>39"</b>
Minimum Height	<b>7.25"</b>
Weight	<b>365 lb.</b>
Drop Panel	<b>Rear</b>
Wheels	<b>Yes (option)</b>
Warranty	<b>1 year</b>

SHOP EQUIP & TOOLS

HARD PARTS

CARB & FUEL

IGNITION/ELECTRICAL

CONTROL

SUSPENSION

ACCESSORIES

**MC625R HEAVY DUTY AIR LIFT**

**K&L# 35-6350 - Blue**

**K&L# 35-6355 - Red**

**K&L# 35-6368 - Black**

**K&L# 35-6616 - Black / Orange**



**5-Position Safety Locking System**

**The Ram Squared Twin Cylinder System**

**CE Certified Dual-Pedal**

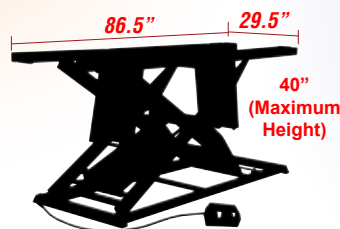


**35-6370**

**MC625R HEAVY DUTY AIR LIFT**

The MC625R Heavy Duty Air Lift is how K&L Supply defines Air Superiority. This lift combines the best features of our MC655R hydraulic lift with the convenience of air. The new Ram Squared twin cylinder system gives the MC625R Heavy Duty Air Lift a rated working capacity of 1750 lbs. Optional side panels, now with our redesigned fastmount system, increase the working width of the MC625R Heavy Duty Air Lift to 56.5 or 68.5 inches, allowing the widest utility vehicles and golf carts to be serviced. An easy to install extension is also available, adding two feet front or rear to the overall length for custom bikes. Combine those features, plus the value you expect from K&L and you have a lift that will be right for all of your needs.

- 1,750 lb. Max Capacity
- 29.5 x 86.5 deck
- Drop panels at front and rear of lift
- Max raised height of 40 inches
- Lowered height is 8.5 inches
- Automatic safety lock
- Loading ramp included
- One Year Warranty



**SPECIFICATIONS**

Capacity	<b>1,750 lb.</b>
Width	29.5"
Width w/ Side Panels	56.5" or 68.5"
Length	86.5"
Maximum Height	40"
Minimum Height	8.5"
Weight	540 lb.
Drop Panel	Front & Rear
Wheels	Yes (option)
Warranty	1 year

**Visit for Demos!**

[shoplift.klsupply.com](http://shoplift.klsupply.com)

SHOP EQUIP & TOOLS

HARD PARTS

CARB & FUEL

IGNITION/ELECTRICAL

CONTROL

SUSPENSION

ACCESSORIES



**MC615R AIR LIFT**

**K&L# 35-6292 - Blue Model**

**K&L# 35-6294 - Red Model**

**K&L# 35-6254 - Black Model**



35-6294



SHOP EQUIP & TOOLS

HARD PARTS

CARB & FUEL

IGNITION/ELECTRICAL

CONTROL

SUSPENSION

ACCESSORIES



CE Inspection



CE Inspection



CE Certified Dual-Pedal

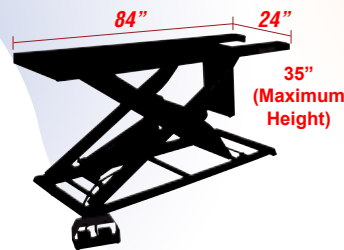


35-6370

**MC615R AIR LIFT**

K&L has brought a new level of quality to the market with the MC615R. This lift is proof that K&L Quality can be enjoyed by every shop. The MC615R has a rated working capacity of 1000 lbs, making it perfect for Sportbikes and standards especially when used with our Lifting Arm Kits. Optional side panels increase the working deck width to 48".

- 1000 lb. Max Capacity
- Rear Drop Panel
- Max raised height of 35"
- Lowered height is 7.25"
- Automatic safety locks
- Loading ramp included
- One year warranty
- 24" x 84" deck



**SPECIFICATIONS**

Capacity	<b>1,000 lb.</b>
Width	24"
Width w/ Side Panels	48"
Length	84"
Maximum Height	35"
Minimum Height	7.25"
Weight	365 lb.
Drop Panel	Rear
Wheels	Yes (option)
Warranty	1 year

**Visit for Demos!**

[shoplift.klsupply.com](http://shoplift.klsupply.com)

SHOP EQUIP & TOOLS

HARD PARTS

CARB & FUEL

IGNITION/ELECTRICAL

CONTROL

SUSPENSION

ACCESSORIES



**Lift Extension Kit**  
35-0318

*Does not include Mounting Rails*



**MC10R Deluxe Wheel Clamp**  
35-4040


**Patents**  
6,575,310 &  
6,935,619



**Crank Style Wheel Vise**  
35-9926



**Wheel Stop**  
35-6567




**37-0347 Portectors**



**35-4041 Optional Narrow Rocker**



**35-0328**



**35-6770 Nose Wheel**

## K&L LIFT ACCESSORIES

K&L#	Descriptions	MC655R	MC650R	MC625R	MC615R	MC600	MC500R
00-7844	K&L Shop Equipment Demos on CD	0	0	0	0	0	0
35-0306	Extended Ramp. For bikes with low ground clearance. 15" W x 45-3/8" L. Diamond plate.	0	0	0	0	—	0
35-0318	Lift Extension Kit. Adds 30" to your lift;	0	0	0	0	0	0
35-0321	Retractable Wheels MC500R/615R/625R/650R/655R Lifts	0	0	0	0	—	0
35-0328	Mounting Rails for Lift Extension	0	0	0	0	0	0
35-4040	MC10R Deluxe Wheel Clamp. Universal Self locking clamp allows one person to load bikes on K&L lifts or any other flat deck lift. (drilling req.) Includes std. width rocker. (Fits 120 to 160 series tires)	0	0	0	0	0	0
35-4041	Optional narrow rocker for MC10R Deluxe Wheel Clamp. Fits narrow wheels. (90 to 110 series tires)	0	0	0	0	0	0
35-5995	Standard Side Panel Ramps for MC655R/MC625R 30.5" x 10.5"	0	0	0	—	—	—
35-5996	Long Side Panel Ramps for MC655R/MC625R 47.0"x10.5"	0	0	0	—	—	—
35-6295	Side Panel Set for MC500R & MC615R. (Gray) Increases width from 24" to 48". Includes Panels (qt 4) and Ramps (qt 2)	—	—	—	0	—	0
35-6255	Side Panel Set for MC500R & MC615R.-Black	—	—	—	0	—	0
35-6367	MC625R/ MC615R Pedal Sold /ea	—	—	0	0	—	—
35-6370	CE Approved Pedal Assembly for MC615R/MC625R. Covered dual pedals reduce chances of accidental actuation. Also stops up/down travel of lift when operator releases either pedal.	—	—	0	0	—	—
35-6371	MC625R/ MC615R Pedal Rebuild Kit.Includes Plunger with Orings and Springs	—	—	0	0	—	—
37-6470	MC615R/ MC500R Tool Holder (2pc set)	—	—	—	0	—	0
37-6471	MC625R/MC650R/MC655R Tool Holder (2pc set)	0	0	0	—	—	—
35-6542	Trike Standard Side Panel Set for MC655R/MC650R/MC625R Contact Area =23.5"x13.2" Does not include Ramps	0	0	0	—	—	—
35-6543	Trike Wide Side Panel Set for MC655R/MC650R/MC625R Contact Area =23.5"x19.5" Does not include Ramps	0	0	0	—	—	—
35-6549	3000lbs Relief Valve	—	0	—	—	—	—


Front/Rear Extension Panel.  
35-6374(Black)



Front/Rear Extension Panel.  
35-6557(Gray)



**New!**



**Tool Holder**  
(MC655R/MC650R/MC625R)  
37-6471  
**Tool Holder**(MC615R/MC500R)  
37-6470



All K&L Lifts and the  
Dual-Pedals on the MC625R  
& MC615R are CE Certified.  
35-6370 - Pedals



35-7779 MC625R Air Cylinder Replacement Seal Set



Retractable Wheels 35-0321

## K&L LIFT ACCESSORIES

K&L#	Descriptions	MC655R	MC650R	MC625R	MC615R	MC600	MC500R
35-6552	Side Panel Set for K&L MC655R/MC625R Increases overall deck surface width to 56.5" Includes (qt-4) Side Panels 13.5" x 43.3" & (qt-2) Std Ramps	0	0	0	—	—	—
35-6552L	Side Panel/Long Ramp Set for K&L MC655R/MC625R Increases overall deck surface width to 56.5" Includes (qt-4) Side Panels 13.5" x 43.3" & (qt-2) Long Ramps	0	0	0	—	—	—
35-6552T	Trike Side Panel Set for MC655R/MC650R/MC625R Increases deck surface width to 56.5" Includes (qty-2) Side Panels & (qty-2) Standard Ramps	0	0	0	—	—	—
35-6552TW	Wide Trike Side Panel Set for MC655R/MC650R/MC625R Increases deck surface width to 69" Includes (qty-2) Wide Side Panels & (qty-2) Long Ramps	0	0	0	—	—	—
35-6552W	Wide Side Panel Set for K&L MC655R/MC625R Increases overall deck surface width to 69" Includes (qty-2) Long Ramps 10.24" x 46.41" & (qty-4) Wide Panels 19.68" x 43.3"	0	0	0	—	—	—
35-6369	Side Panel Set for K&L MC655R/MC625R. Black	0	0	0	—	—	—
35-6369W	Wide Side Panel Set for K&L MC655R/MC625R. Black	0	0	0	—	—	—
35-6557	Front/Rear Extension. Adds 24" to deck. Sold Ea. 24" x 29.5"	0	0	0	—	—	—
35-6374	Front/Rear Extension. Adds 24" to deck. Sold Ea. 24" x 29.5" <b>Black</b>	0	0	0	—	—	—
35-6567	K&L Wheel Stop for MC Series Lifts	0	0	0	0	0	0
35-6575	Wide Front/Rear Extension. Adds 24" to deck. Sold Ea. Increase Front or Rear Width to 68.5"	0	0	0	—	—	—
35-6610	Replacement Ramp. 15" W x 29.5" L. Diamond plate.	0	0	0	—	—	—
35-6770	Nosewheel, fits MC500R/MC615R/625R/650R/655R Lifts	0	0	0	0	—	0
35-7778	MC615R Air Cylinder Replacement Seal Set	—	—	—	0	—	—
35-7779	MC625R Air Cylinder Replacement Seal Set	—	—	0	—	—	—
35-9926	Crank Style Wheel Vise	0	0	0	0	0	0
35-9251	MC600 Replacement Air Control Valve	—	—	—	—	0	—
37-0299	MC650R Cylinder Replacement Seal Set	—	0	—	—	—	—
37-0347	Crank Style Wheel Vise/Wheel Protectors	0	0	0	0	0	0
37-9018	MC600 Replacement Piston Seal	—	—	—	—	0	—
37-9912	Wheel Vise Bushing for 35-9926 Vise. Sold each.	0	0	0	0	0	0

# LIFT PANEL EXTENSIONS

## FRONT & REAR EXTENSION

Extend the Deck 24 inches! These extensions can be used on either end or use 2 for 48".

- 35-6557** 24"x29.5" Extension Panel for K&L MC655R/MC650R/MC625R Gray
- 35-6374** Front/Rear Extension. Adds 24" to deck. Sold Ea. 24" x 29.5" Black
- 35-6575** Wide Front/Rear Extension. Adds 24" to deck. Sold Ea. Increase Front or Rear Width to 68.5"



Front/Rear Wide Extension Panel. **35-6575**



Front/Rear Extension Panel. Black **35-6374**

**Wide Panels**  
2Wide Front/Rear (35-6575)  
+ Wide Side Panel Set(35-6552W)  
=Total Surface Area: 69"x134"

**GREAT FOR UTV'S**



## SIDE PANEL SET, LOADING RAMP

Standard Side Panels are 13.5" / each, which is 27 extra inches of deck surface space, or a total of 56.5". The Extra Wide Side Panels are 19.68" / each, which means that you get 39" extra inches of deck surface space, or a total of 68.5". Ramps are sold in Pairs and Side panels are sold in Sets.



**13.5" STD Panels**  
**35-6552**




**19.68" Wide Panels**  
**35-6552W**



**Trike STD Panels**  
**35-6542**

**Trike Wide Panels**  
**35-6543**




**35-6543**

**Standard Side Panel Black**  
**35-6369**



**Wide Side Panel Black**  
**35-6369W**



**35-6374**

**New!**

- 35-6552** Side Panel Set for K&L MC655R/MC625R  
Increases overall deck surface width to 56.5" Includes (qt-4) Side Panels 13.5" x 43.3" & (qt-2) Standard Ramps
- 35-6369** Side Panel Set for K&L MC655R/MC625R. Black
- 35-5995** Standard Side Panel Ramps for MC655R/MC625R 30.5" x 10.5"
- 35-5996** Long Side Panel Ramps 10.24"x46.41" for MC655R/MC625R
- 35-6552L** Side Panel/Long Ramp Set for K&L MC655R/MC625R  
Increases overall deck surface width to 56.5" Includes (qt-4) Side Panels 13.5" x 43.3" & (qt-2) Long Ramps
- 35-6552W** Wide Side Panel Set for K&L MC655R/MC625R  
Increases overall deck surface width to 68.5" Includes (qty-2) Long Ramps 10.24"x46.41" & (qty-4) Wide Panels 19.68" x 43.3"
- 35-6369W** Wide Side Panel Set for K&L MC655R/MC625R. Black
- 35-6542** Trike Side Panel Set. Does not include Ramp 23.5" x 13.2"
- 35-6543** Trike Wide Side Panel Set for MC655R/MC650R/MC625R  
Contact Area =23.5"x19.5" Does not include Ramp
- 35-6552T** Trike Side Panel Set for MC655R/MC650R/MC625R  
Increases deck surface width to 56.5" Includes (qty-2) Standard Side Panels & (qty-2) Ramps
- 35-6552TW** Wide Trike Side Panel Set for MC655R/MC650R/MC625R  
Increases deck surface width to 68.5" Includes (qty-2) Wide Side Panels & (qty-2) Long Ramps
- 35-6295** Side Panel Set for K&L MC500R/MC615R. Increases overall deck surface width to 48" Includes (qt-4) Standard Panels and (qt-2) Ramps
- 35-6255** Side Panel Set for K&L MC500R/MC615R. Black

SHOP EQUIP & TOOLS

HARD PARTS

CARB & FUEL


IGNITION/ELECTRICAL

CONTROL

SUSPENSION

ACCESSORIES

## K&L LIFT/WORK STAND ACCESSORY BRACKET



35-0181

35-0181 Work Stand Accessory Bracket Eliminates the need for any of the Park Tool mounting brackets. This Bracket slides into any K&L Lift with a square slot in the Lift platform! It is also designed to mount the K&L Gas/Fan Caddy (P/N:35-8166) to any K&L Lift!

The K&L Accessory Bracket with the Work Stand is perfect for jobs like Installing Fork Seals!

### PARK TOOL WORK STAND (Pictured above)

The Work Stand is designed to safely and securely hold odd shaped components such as fork stanchions, sliders, carbs, rear shocks, pistons, etc. The 360° rotation of the clamp makes servicing from all angles a breeze. These Work Stands feature adjustable clamping pressure for components up to 4 inches (100mm) in diameter. Non-marring, replaceable jaw inserts provide a firm grip on items up to 80 lbs.

**35-5997** PRS-3MLB Work Stand. Height Adjusts from 50 to 60"  
Includes aluminum tool tray. **Note: Base not included.**

**35-5998** Floor Plate for 35-5997. Allows it to not be mounted to the floor.

**35-5999** Floor Plate for 35-5997. Allows stand to be mounted to any flat surface. **Will Not convert PRS-3MLB to a freestanding unit.**

**35-5000** PRS-4M Bench Mounted Work Stand. Attaches easily to any flat surface. **(fasteners not included)**

**35-4999** PRS-4WM Wall Mounted Work Stand. Designed to easily mount to any post or wall stud. **(fasteners not included)**

**35-4990** Replacement Jaw Covers for all workstands shown  
(Sold in pairs)

35-5997  
Work Stand



35-5000  
Bench Mounted  
Work Stand



35-4999  
Wall Mounted Work Stand



35-8166

35-8188  
Flat Tray

35-0181

EQUIPMENT SHOWN  
NOT INCLUDED

### K&L "FIXED" AUXILIARY GAS & FAN CADDY

This tool offers mobility by centralizing all required tools on one easy to use fixture and now features an additional shelf for increased storage. Constructed of square tubing, the height is adjustable up to 68" with hooks to attach gauges and fuel bottles. The stand is finished in blue powder coat and Zinc Plated.

**35-8166** "Fixed" Gas/Fan Caddy (Fits into 35-0181 Lift Bracket)

**35-0181** Lift Accessory Bracket

**35-8188** Flat Accessory Tray (mounts to 35-8166 Gas/Fan Caddy)

**35-2373** "Fixed" Gas/Fan Caddy Kit:

(Includes: Qty-1 35-8166, Qty-1 35-0181 & Qty-1 35-8188)



35-5000

35-0181

The K&L Lift/Workstand adapter slides into any K&L Lift that has the square holes in the platform and locks with the bolts (provided).

SHOP EQUIP & TOOLS

HARD PARTS

CARB & FUEL

IGNITION/ELECTRICAL

CONTROL

SUSPENSION

ACCESSORIES

## K&L MC465 - UTV / TRIKE JACK

The wide footprint offers the stability you need when working on these units and keeps the weight centered, an important safety consideration.

**NOTE: Do not use air/impact guns to raise and lower the MC465**

- 37-8787 K&L MC465 UTV Jack
- 37-8002 Replacement Thrust Bearing for Jack
- 37-8788 MC465 UTV Jack Rebuild Kit
- 37-9889 Socket for All K&L Jacks



37-8787

### MC465 Dimensions:

- Max Load Capacity = 1100 lbs
- Minimum Height = 3.5"
- Maximum Height = 13"
- Length = 23"
- Width = 5.5"
- Base Width: 12.5"
- Footprint = 4 ft & clears the drop panel width



37-8788  
MC465 UTV Jack Rebuild Kit

## H-D® TRIKE ADAPTER SET FOR MC465 JACK

### H-D® TRIKE ADAPTER SET FOR MC465 JACK

37-8794 H-D Trike Adapter For '09-12 Tri-Glide Ultra Classic Models



37-8794



37-9889  
with 3/8" Drive



37-8787

## K&L MC455 FAT JACK & MC464 FAT JACK DOLLY

The MC455 Fat Jack is a wide version of our popular MC450 Center Jack, MC464 Fat Jack Dolly works with the MC455. Casters let you move bikes easily, with the stability you need.

**NOTE: Do not use air/impact guns to raise and lower the MC455**

### Dimensions:

- 16" (405mm) Length x 10" (255mm) Width.
- Minimum Height: 3-1/2", Maximum Height: 13"
- Maximum Height: 13" (330mm). Base Width: 14" (355mm)
- Maximum Weight: 1100 lbs (Fat Jack only, Dolly holds up to 800lbs)

- 37-8660 K&L MC455 Fat Jack
- 37-8662 Fat Jack Rubber Pad
- 37-8663 Fat Jack Riser Adapters
- 37-9694 K&L MC464 Fat Jack Dolly
- 37-9162 MC455 Fat Jack Repair Kit
- 37-8002 Replacement Thrust Bearing for Jack
- 37-9889 Socket for All K&L Jacks
- 00-7844 K&L Shop Equipment Demos on CD



37-8660



37-8660 & 35-9872

## MC464 Fat Jack Dolly



37-8660 & 37-9694




13-1/2"



4"

37-8662 Rubber Non-Skid Pad also sold separately



37-8660

SHOP EQUIP & TOOLS

HARD PARTS

CARB & FUEL

IGNITION/ELECTRICAL

CONTROL

SUSPENSION

ACCESSORIES


## K&L MC450 CENTER JACK

This easy to use scissor jack is the answer for raising bikes and ATV's, add our post adapter kit for even more flexibility. UPS shippable.

**NOTE:** Do not use air/impact guns to raise and lower the MC450

### Dimensions:


- 16"(405mm) Length x 5-1/2"(135mm) Width.
- Minimum Height: 3-1/2"
- Maximum Height: 13"(330mm).
- Base Width: 14"(355mm)
- Maximum Weight: 1100 lbs.



- 37-9841 K&L MC450 Center Jack
- 36-9830 MC450 Rubber Non-Skid Pad-(optional)
- 37-7345 Adapter kit for New Generation Yamaha V-Max
- 37-9534 K&L Sport Jack Adapter for MC450
- 37-9888 Post Adapter Kit for MC450 Center Jack
- 37-9134 MC450 Repair Kit-Fit's MC450's mfg. from 1999 on
- 37-9135 MC450 Retro Fit Repair Kit-Fit's MC450's mfg. before 1999
- 37-9847 MC450 Center Jack with Pad
- 37-9889 Socket for All K&L Jacks
- 37-8002 Replacement Thrust Bearing for Jack
- 00-7844 K&L Shop Equipment Demos on CD

## MC450 Center Jack Adapters

### POST ADAPTER KIT



37-9888 MC450 Adapter Kit



### V-MAX ADAPTER KIT



37-7345 Adapter kit for New Generation Yamaha V-Max

### Jack Repair Kit

37-8002 Replacement Thrust Bearing Set



37-9134 & 37-9135



37-9889 with 3/8" Drive

### SPORT JACK ADAPTER KIT



37-9534

37-9534 K&L Sport Jack Adapter for MC450 includes 24mm adapter

Optional Adapter Set 37-9527 Includes: 28, 32, 36 & 40mm Sleeves



SHOP EQUIP & TOOLS

HARD PARTS

CARB & FUEL

IGNITION/ELECTRICAL

CONTROL

SUSPENSION

ACCESSORIES

SHOP EQUIP & TOOLS

HARD PARTS

CARB & FUEL

IGNITION/ELECTRICAL

CONTROL

SUSPENSION

ACCESSORIES


## K&L MC440 - MINI JACK

The MC440 is a smaller sized version of our popular MC450 Center Jack. It is designed to work with our MC620 - Lifting Arm Kit shown on page 19, and allows you to securely raise the bike being serviced.

**NOTE:** Do not use air/impact guns to raise and lower the MC440

### Dimensions:

- Max Load Capacity = 1000 lbs
- Minimum Height = 3.375"
- Maximum Height = 9"
- Length = 10.25"
- Width = 5.25"



37-9744  
(Adjustable Top Plate)

37-9743



36-9742  
(Rubber Pad also sold separately)



- 37-9743 K&L MC440 Mini Jack
- 36-9742 Rubber Pad for MC440
- 37-9744 Rubber Top Plate for MC440 (adjustable)
- 37-8002 Replacement Thrust Bearing for Jack

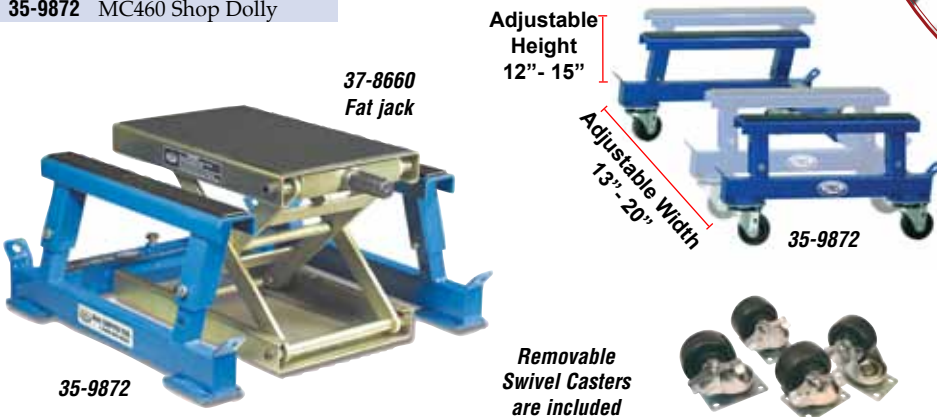
## K&L MC460 SHOP DOLLY

The MC460 Shop Dolly allows bikes to be easily moved around the shop. The MC460 works with the MC 450 & MC455 center jacks and our MC550 MultiLift.

### Features include:

- Adjustable width from 13" to 20" at base
- 12" to 15" Adjustable height.
- Swivel neoprene wheels
- Maximum Weight: 1200 lbs.
- Four tie down attachment loops
- Rubber pads on frame rails

- 35-9872 MC460 Shop Dolly



## K&L MC15R CYCLE DOCK

The MC15R Cycle Dock self locking clamp allows one person to load and unload a motorcycle in a trailer, pickup truck or on a service lift. The pivot mechanism uses the weight of the bike to hold itself upright, leaving your hands free to secure the bike. Use the supplied mounting rails to mount the Dock into a trailer or pickup truck. The rails mount to the deck so you can slide the Dock out freeing up your truck or trailer for other uses. The kit includes two mounting rails. Sold Each. **Note:** Tie-Downs recommended but not included.



- 36-4090 K&L MC15R Cycle Dock
- 37-0311 Replacement Rocker Pin
- 36-0308 MC12 Tie-Down Support Bar
- 35-0328 Mounting Rails for Lift Extension Hardware not included
- 00-7844 K&L Shop Equipment Demos on CD
- 35-4041 Narrow Rocker for MC10R/MC15R Chuck



36-4090

Patents  
6,575,310 & 6,935,619



# K&L LIFTING ARM & SPORTJACK ADAPTER

## K&L SPORT JACK ADAPTER

37-9534 K&L Sport Jack Adapter for MC450

(Includes 24mm Adapter)

37-9527 Adapter Set-28, 32, 36 & 40mm sleeves



**MC10R  
Deluxe Wheel Clamp**  
35-4040

**Patents**  
6,575,310 &  
6,935,619



**MC10R Deluxe Wheel Clamp features Universal Fitment**



**SportJack Kit  
for MC450**  
37-9534

Shown with  
37-9841  
Center Jack

**Adapter Set**  
37-9527 Includes: 28,  
32, 36 & 40mm Sleeves



## K&L LIFTING ARM KITS

35-9256 K&L Lifting Arm/Base Set- Includes 35-9820 Base and Arm Set (with 24mm Adapter) for MC500R/MC615R Lifts

35-9257 K&L Lifting Arm/Base Set- Includes 35-9848 Base and Arm Set (with 24mm Adapter) for MC625R/650R/655R Lifts

35-9820 K&L Lifting Arm Base for MC500R/MC615R

35-9848 K&L Lifting Arm Base for MC625R/650R/655R Lifts

35-9821 K&L Lifting Arm Set for Late Model Yamaha R1 and R6 (24mm Adapter Included)

37-9527 Adapter Set: Includes 28, 32, 36 and 40mm Adapter Sleeves

37-9743 MC440 Mini Jack

37-9744 Optional Rubber Top Plate



**Visit for Demos!**  
[shoplift.klsupply.com](http://shoplift.klsupply.com)

The K&L Lifting Arm kit lets you safely raise the front or rear end with the bike firmly secured to the lift deck, making suspension, brake, and wheel services faster and easier than traditional methods. Kit consists of one Lifting Arm Base and one set of Lifting Arms.



**Base Only:**  
MC500R/MC615R: 35-9820  
MC625R/MC650R: 35-9848

**Patent Pending**

**Lifting Arms Only**  
35-9821

**Do not use air impact guns to operate Lifting Arms**



**MC615R Lift**  
1,000 lbs Capacity  
35" Max Height



Gear Driven operation,  
enables precision  
adjustments



Forward  
Position

Mid  
Position

Rear  
Position

**MC440 Mini Jack**  
37-9743



**Optional  
Rubber  
Top Plate**  
37-9744

SHOP EQUIP & TOOLS

HARD PARTS

C/ RB & FUEL

IGNITION/ELECTRICAL

CONTROL

SUSPENSION

ACCESSORIES

SHOP EQUIP & TOOLS

HARD PARTS

CARB & FUEL

IGNITION/ELECTRICAL

CONTROL

SUSPENSION


ACCESSORIES

## MC475 DIRT BIKE LIFT

Our MC475 lets you do one-armed push-ups, with a Dirtbike! The unique deck cutout helps you perform fluid changes as well as routine maintenance. A single arm is provided for leverage, after the bike is raised, it is easily removed to increase access around the lift. Stop putting your foot down, the MC475 is here!

- 11" minimum height
- 15" maximum raised height
- Deck is 11" x 15", with 6" x 5" cutout
- 400 lb max weight rating

35-6364 MC475 Dirt Bike Lift



35-6364  
MC475  
Dirtbike Lift


## K&L MC35 SINGLE SIDED SWINGARM STAND

Introducing the latest rear wheel stand from K&L Supply. This single sided swingarm stand has the same quality features that are found in our other rear wheel stands. This swingarm stand can be used on either left or right side wheel applications by adjusting the set screws, where as other stands can only be used on one side. The wheel pins must be purchased separately.

37-9683 K&L MC35 Single Sided Swingarm Stand  
**WHEEL PINS** Sold each.

35-0883 Ducati LH Side (Early models)

35-0876 Ducati RH Side (Early models)



35-0883

35-0876

37-9683

37-9768 MC35 Adapter Set

*This Adapter Set Includes sizes to fit a wide range of Japanese and European models. Composite material prevents scratching.*

37-9712 MC35 Main Shaft And Quick Stop

37-9713 MC35 Honda Adapter 28.5mm


37-9714 MC35 Honda Adapter 31.5mm

37-9715 MC35 BMW Adapter 30.75mm


37-9717 MC35 BMW Adapter 53mm

37-9718 MC35 Ducati Adapter 41mm


37-9767 MC35 MV Augusta 43mm



37-9768



37-9689



37-8795

## K&L MC40 UNIVERSAL FRONT WHEEL STAND

The MC40 heavy duty front end stand from K&L Supply features a pendulum type design which keeps the adapters in place every time you use it. Handle is removable and the adapters are adjustable from side to side for a more universal fit.

37-9689 K&L MC40 Universal Front Wheel Stand

## K&L MC45 UNIVERSAL SWINGARM STAND

Our MC45 heavy duty universal swingarm stand comes with fully adjustable adapters, and accommodates both spool and swingarm designs. The MC45 gives great stability in use; the removable handle allows freedom of movement after the bike is raised.

37-8795 K&L MC45 Universal Swingarm Stand

## HARLEY DAVIDSON® SWINGARM SUPPORTS FOR MC 45 REAR STAND

37-9669



37-9674

Sold 2 per kit.

37-9669 HD Swingarm Supports  
W/out Spool

37-9674 V-Rod Swingarm Supports

## K&L LIFT-GATE


Lift-Gate allows you to suspend the end on almost any type of vehicle, including Motorcycles, Snowmobiles, PWC, and ATV's. It can be used as a stand alone unit, or in conjunction with table style lifts to handle the longer wheelbases on todays motorcycles. The unit is constructed of 1.68" tubing and features three tie down points to secure the unit being serviced. It consists of three sections, and is UPS shippable. Overall assembled height is 79.5", width at base is 33.50". Increase the versatility of your service department.

**Note:** Will not work on Full Dressed Touring Motorcycles. **Winch Sold Separately.**

- 35-9940 K&L Lift-Gate
- 35-9952 Optional Winch, Cable included
- 35-9953 Winch Cable only



35-9940



35-9940


## K&L MC360 CRATE LIFT

A versatile shop tool that enables one person to safely remove a motorcycle from the crate for assembly. Allows operator to lift up a max of 900 lbs. Four locking heavy duty casters that swivel 360° for improved mobility.

Can be used for:

- Tire Changing
- Fairing Repairs
- Front End Suspension Overhaul

- 35-9262 K&L MC360 Crate Lift




35-9262

Four Tie-down attachment points  
**Note:** Tie-down straps not included

## LOW RIDING RAMP

Raises front or rear wheel 3". giving proper height clearance when lifting any lowered motorcycle up onto floor style lifts.

- 35-0808 Low Riding Ramp



35-0808



## ROLLASTAND

The answer to bikes without centerstands! Works great for front or rear wheels; makes chain and belt maintenance easier. Just roll your bike onto the stand and place on its kickstand.

- 37-2240 Rollastand



37-2240



SHOP EQUIP & TOOLS

HARD PARTS

CARB & FUEL

IGNITION/ELECTRICAL

CONTROL

SUSPENSION

ACCESSORIES

SHOP EQUIP & TOOLS

HARD PARTS

CARB & FUEL

IGNITION/ELECTRICAL

CONTROL

SUSPENSION

ACCESSORIES



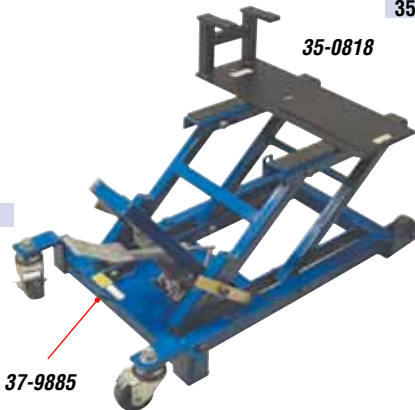
**K&L MC550 MULTI-LIFT**

Multi lift works with motorcycles and ATV's. Minimum height: 4.5", Maximum Height: 17"

Features include:

- 1200 Lb. capacity
- Locking caster wheels
- 16" padded contact area
- Foot operated locks
- Tie down points provided
- 4 ton bottle jack
- Powder Coat Finish

- 37-9885 K&L MC550 Multi-Lift
- 35-8623 Replacement Jack



**OPTIONAL ADAPTERS for MC550 MULTI-LIFT**

- 35-0817 Honda VT1100C/C2 Shadow/Shadow Ace 2000 and on only. Will not fit earlier years
  - 35-0818 Honda GL1500C Valkyrie
  - 35-0819 Kawasaki VN1500D/E/G/J/L/N Vulcan
  - 35-0820 Yamaha XVZ13A Royal Star
- H-D® ADAPTERS for MC550 MULTI-LIFT**
- 35-0786 Sportster® Lift Adapter-This adapter allows clearance for the tight confines found between Sportster® frame rails and exhaust.
  - 35-0806 Dyna® Lift Adapter-This adapter gives you the clearance needed when lifting a Harley-Davidson® Twin-Cam Dyna Glide® up onto MC550 Multi-Lift.



**K&L OUTBOARD MARINE ENGINE STAND**

K&L MARINE STAND is designed for today's 6 and 8 Cylinder Outboards. Patent Pending design features a 1000 pound capacity for the largest outboards. A corrosion resistant, pre-drilled zinc plated engine mounting board and large, easy rolling wheels make mounting and moving these motors safer, with a pin locked handle and included tool tray and outrigger attachment rounding out the package.

- 37-8429 Dreadnought Outboard Marine Motor Stand



**WATERCRAFT DOLLY**

This cart is ideal for storage or transport, and features a Heavy - Duty galvanized frame with 4 rugged 300lb casters. Two 4 ft. carpeted bunks tilt and adjust to 10", 12", 16" or 20" in width, and support up to 1000 lbs to make moving your PWC easy. Cart comes complete with all hardware and assembly instructions.

- Dimensions:
- Assembled size - 34"W x 48"L x 19"H.
  - Weight - 51 pounds

- 35-7854 Watercraft Dolly



**POWERPLATFORM WORKTABLES**

K&L now offers *PowerPlatform*, the portable folding motorcycle work table designed for racers, home/race mechanics, enthusiasts and dealers. PowerPlatforms' *table top height of 18"* makes servicing the motorcycle a far easier proposition, with *no more bending or kneeling* while performing routine motorcycle services.

**\* Note: PowerPlatform is designed to be portable and light weight. The metal top may show indentation with normal usage and does not affect functionality\***

**37-2719 PowerPlatform Worktable**

**BESTWAY IN GROUND HYDRAULIC LIFT**

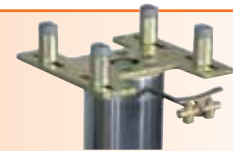
These heavy duty, air/hydraulic motorcycle lifts are easily installed and require a 4-1/2 ft deep hole. Minimum height is 3", maximum rise above floor is 36". All units come complete with a three way valve for attaching air line to operate. Motorcycle lifts can be turned 360°. Lifting capacity is 1,200 lbs. for units with 5" pistons and 1,800 lbs for units with 6-1/2" piston. Lifts are supplied standard (no platform) with air valve installed on side. Add platform for needs of your service dept.



**Made in U.S.A.**



**35-9324**



**K&L MC470 IN-GROUND LIFT ADAPTER PLATE**

This plate mounts onto the in-ground lift and features 4 adjustable contact points. Slotted frame allows precise positioning. Bolts to Bestway in-ground lifts with 6-1/2" piston. (**35-9317 & 35-9318**)

**37-9899** K&L MC470 In-Ground Lift Adapter Plate

- 35-9315** 5SPC lift with 5" piston and 18"W x 18"L top plate
- 35-9316** 5SPCH lift for Harley-Davidson® service with 5" piston and 18" W x 18" L top plate. Comes with pre-drilled top designed for securing motorcycle frame to top of lift
- 35-9323** 106-HA-24H lift with 5" piston and 24" W x 76" L top plate. with hinged rear. 36" rise
- 35-9324** 106-HA-30H lift with 6-1/2" piston and 30" W x 76" L top plate with hinged rear. 36" rise
- 35-9349** 106-HA-30H lift with 6-1/2" piston and 30" W x 96" L top plate plate with hinged rear. 36" rise
- 35-9317** 6SPC lift with 6-1/2" piston and 18" x 18" top plate
- 35-9318** 6SPCH lift for Harley Davidson® service with 6-1/2" piston and 18" x 18" top plate. Comes with pre-drilled top designed for securing motorcycle frame to top of lift.

**OPTIONAL PLATFORMS & ACCESSORIES**

- 35-9319** CH-PH Harley-Davidson® platform. 18" W x 18" L. Use with **35-9315 and 35-9323**
- 35-9350** 24-PH Platform with hinged rear plate. 24"W x 76"L. Use with **35-9315 and 35-9316**
- 35-9354** 30-PH Platform with hinged rear plate. 30"W x 76"L. Use with **35-9317 and 35-9318**
- 35-9355** 30-PH-XL Platform with hinged rear plate. 30"W x 92"L. Use with **35-9317 and 35-9318**
- 35-9321** Standard Casing 5" PVC. For high ground moisture protection. Use with **35-9315, 35-9316 and 35-9323**
- 35-9322** Standard Casing 6-1/2" PVC. For high ground moisture protection. Use with **35-9317, 35-9318, 35-9324 and 35-9349**
- 35-9382** Replacement Seal. For lifts mfg. before 1998. 4.975"
- 35-9383** Replacement Seal. For lifts mfg. after 1999 and newer. 4.875"

**HANDY AIR & ELECTRIC LIFTS**

- 35-9060** Handy Air Lift. Vice not included. 304lbs.
- 35-9057** Handy Electric Lift. Vice not included. 311lbs.

**HANDY (AIR & ELECTRICAL) LIFT OPTIONAL ACCESSORIES**

- 35-9379** CV-17 Cycle Vice.
- 35-9056** 8" side extensions expands width from 24" to 40".
- 35-9102** Single Wheel Dolly.
- 35-9064** 13" Front Extension. Extends deck to 93" .
- 35-9071** 12" side extensions expands width from 24" to 48'.
- 35-9046** Replacement Foot Valve Assy.
- 37-9047** Rebuild kit for Foot Valve Assy.
- 35-9365** Cylinder Repair Kit-(seals only)

**Features:**

- 1,000 pound capacity,
- 24" x 80" top
- American made
- Lifts up to 31"
- Roller bearing slides
- Foot pedal control
- Removable ramp



**35-9060 Lift only**

**HANDY S.A.M. 1000 AIR LIFT**

S.A.M.1000 Air Lift features a drop-out rear panel and 24" x 84" deck. S.A.M.1000 2 Lift has 2 drop panels and 28" x 93" deck. 1000 pound lifting capacity.

- 35-9384** S.A.M. 1000 Air Lift

**OPTIONAL ACCESSORIES**

- 35-9379** CV-17 Cycle Vice
- 35-9102** Single Wheel Dolly. 15 lbs
- 35-9064** 13" Front Extension. Extends the lift to 93" length.
- 35-9883** 8" Side Extension for S.A.M.1000 Lift.
- 35-9882** 12" Side Extension for S.A.M.1000 Lift.



*Vice is Sold Separately*

**35-9384 S.A.M. 1000**

SHOP EQUIP & TOOLS

HARD PARTS

CARB & FUEL

IGNITION/ELECTRICAL

CONTROL

SUSPENSION

ACCESSORIES



**New!**

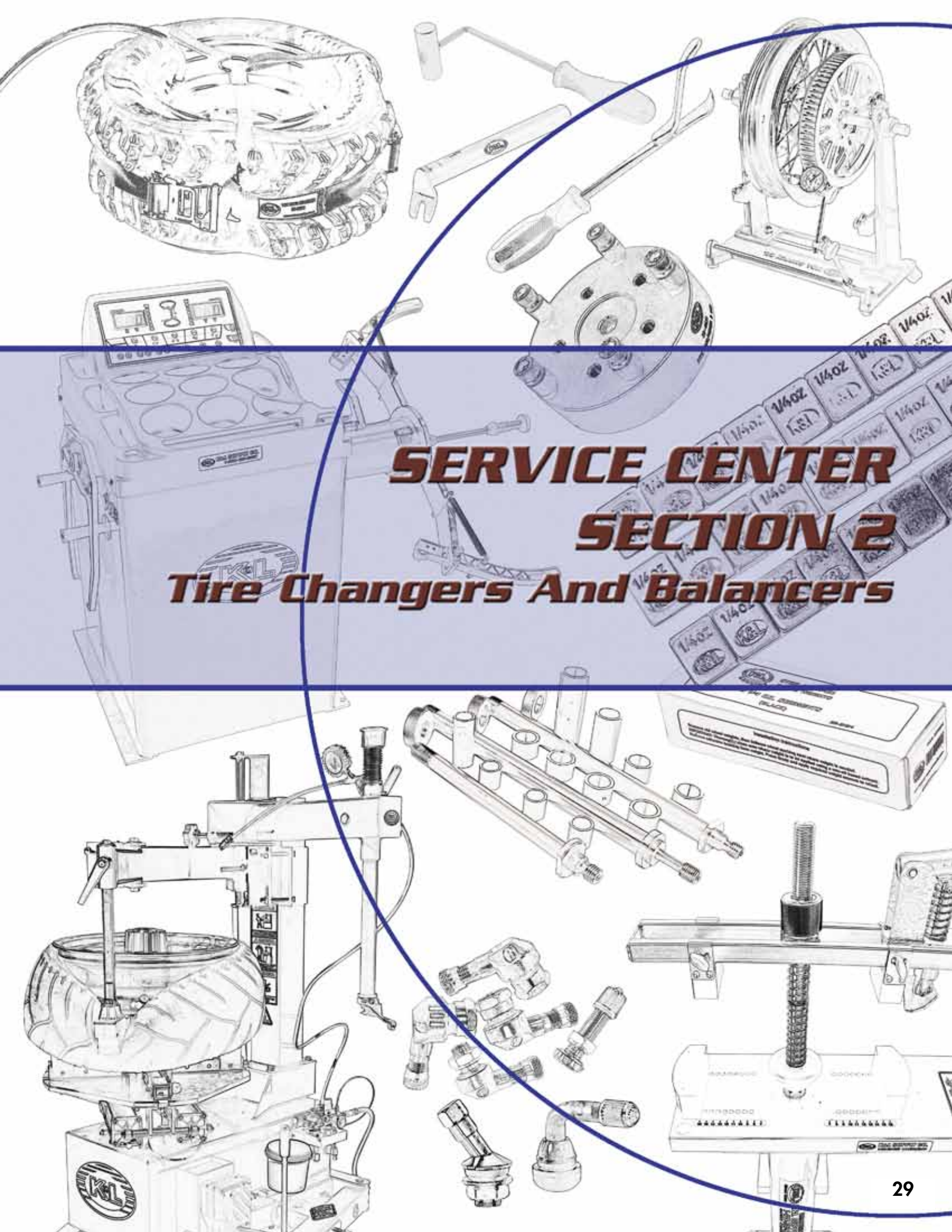
Specifications	
Lifting Capacity	2500KG (5,500 Lb)
Max Lifting Height	1800mm (70 inches)
Min Height	110mm (4.5 inches)
Rise Time	35 sec.
Product Dimensions	
Height	2,692mm (106 inches)
Width	2,550mm (88.6 inches)

## MOBILE SINGLE POST LIFT

Mobile lift, easily moves around after use. 2,500 kg rated lifting capacity covers most vehicles. Just press up/down button to operate the lift, instead of pulling safety lock release handle and lowering valve handle. All lifting arms can be easily extended, rotated, for flexibility in picking up different vehicles. Screw-up pad design makes it easy and quick to contact vehicles pickup points. Automatic restrain arm structure ensures safety to vehicle and operator. The arms will be automatically locked when vehicle leaves the ground, and released when vehicle touches the ground. 12 V control system matches CE standard. Aluminum motor prevents overheating. Anti-surge valve that is equipped in hydraulic joint ensures no danger in case of oil hose broken. Reliable cylinder, chromed-plating honed tube and piston rod, provides a long service life.

**37-6596.** ATV, UTV, SxS Single Post Lift





***SERVICE CENTER***  
***SECTION 2***  
***Tire Changers And Balancers***

# MC680 TIRE CHANGER

## K&L MC680 TIRE CHANGER

Perfect for start ups and low volume shops. This machine is specially designed for motorcycle tire-changing, and is an affordable solution to shops requiring a powered tire machine.

*This machine carries a One Year, Parts Only Warranty.*

MC680.klsupply.com

### Specifications:

Motor:	1.5 HP
Air Requirement:	115-145 PSI
Wheel Diameter:	6"-24"
Tire Width:	2"-10"



- 37-9998 K&L MC680 Tire Changer - Blue
- 37-9041 K&L MC680 Tire Changer - Red

**K&L Provides The Industry Best Customer Service Program**


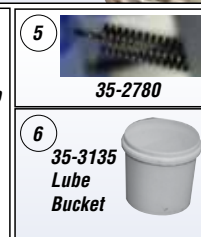

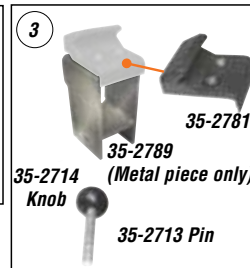

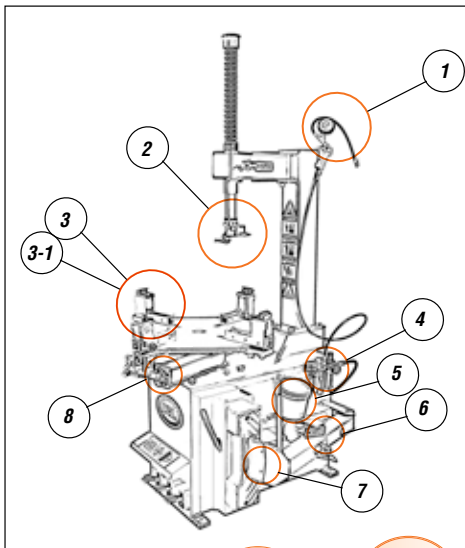
### MC680 Tire Changer Spare Parts and Accessories

35-2713	Jaw Clamp Pin	35-2786	Bead Head Plastic Protector #1
35-2714	Jaw Clamp Pin Knob	35-2787	Hex Bar Cap
35-2715	Tire Iron	35-2788	Air Filler Hose (Gauge to Regulator)
35-2716	Regulator 90° fitting	35-2789	M/C, ATV Jaw
35-2718	Pedal	35-2790	Belt
35-2720	Hex Bar Spring	35-2791	Regulators
35-2724	Air Cylinder Touch Fitting	35-2800	Bead Breaker Pad
35-2742	Boomarm Knob	35-2815	Turn Table Switch
35-2743	Tee (Regulator)	35-2817	Motor
35-2744	Double Banjo Bolt	35-2820	Roller Bolt
35-2746	Air Fitting Valve (for Pedal)	35-2835	Bead Breaker Shoe Plastic Protector
35-2779	Bead Head	35-2850	Open Nut
35-2780	Spring	35-3033	Oil Cup
35-2781	Nylon Protector (Jaws)	35-3036	Water Cup
35-2782	Cylinder (Turn Table)	35-3135	Lube Bucket
35-2783	Filler Nozzle. Includes Gauge, Handle & Hose Clip	35-3185	Clip in Plastic Protector
35-2784	Bead Head Plastic Protector #2	37-9993	30" Wheel Adapter Each
35-2785	Small Bead Head	37-9994	30" Wheel Adapter Set



37-9998

### MC680 Tire Changer Spare Parts



SHOP EQUIP & TOOLS

HARD PARTS

CARB & FUEL

IGNITION/ELECTRICAL

CONTROL

SUSPENSION

ACCESSORIES



**K&L STRONGARM II**

The Strongarm II gives you the edge you need when changing new generation tires. Touring and Police bikes have extremely stiff side-walls; making tire manipulation difficult even after the bead is broken. The Strongarm II uses air pressure to assist holding the tire's bead in the drop center of the wheel, even while the turntable is revolving. The Strongarm II mounting system is designed to work with most popular tire machines, and helps to keep tire changes a one-person job.

- 37-2899** K&L Strongarm-II Kit - Includes: 1/ea. Strongarm-II plus the following: 35-0026, 35-0178, 35-2892 & Qty-2 of 35-2488
- 33-0024** Bolt kit - Strongarm to RC100
- 33-0029** Shim kit - Strongarm for S425
- 35-0178** 1/4" Extruded "T" Air Fitting
- 35-0026** K&L Strongarm II Foot
- 35-2892** 30" Pneumatic hose
- 35-2488** Quick Disconnect brass fitting
- 35-2889** 5/32" Replacement Hose (#628) 40" length  
Note: Qty-2 needed
- 35-2890** 1/4" Replacement Hose (#629) 40" length  
Note: Qty-1 needed
- 35-0083** Air Valve For Strongarm II (#620)
- 35-0084** Large 1 Touch Fitting 1/4" (#624)
- 35-0085** Small 1 Touch Fitting 5/32" (#625)

- 37-9997** K&L Strongarm-II Kit/MC680 Tire Changer **BLUE** "Combo Kit"
- 37-9995** K&L Strongarm-II Kit/MC680 Tire Changer **RED** "Combo Kit"



**37-2899**  
*Strongarm-II "Kit"*



**37-9997** Blue "Combo Kit"



**37-9995** RED "Combo Kit"



**Strongarm-II Fits 85% of tire machines on the market!**

SHOP EQUIP & TOOLS

HARD PARTS

CARB & FUEL

IGNITION/ELECTRICAL

CONTROL

SUSPENSION

ACCESSORIES

## COATS RC200 TIRE CHANGER

Designed to handle wide wheels without damaging them. Features rim clamps that provide extra clearance for sprockets and your choice of three optimized positions. Handles rims from 6" to 23" diameter. Sculpted bead loosening system has two positions: one for wide (up to 330 series) tires and one for narrow tires. Robo-Arm provides extra power for flexing stiff sidewalls without damaging the tire or rim. It works better than an extra pair of hands! Reduced gear ratio turntable gives operator more torque at lower RPMs for more precise control. The RC200 provides complete protection for expensive, delicate wheels. **Made in U.S.A.**



37-9027



35-9028



- 37-9027 Coats RC200 Tire Changer
- 35-9672 Plastic Jaw Protector-Fits RC50/RC100/RC200. Sold Each.
- 37-9051 Bead (Duck) Head RC100/RC200
- 37-9053 Plastic Protector For Bead Breaker Shoe. 2/pk.
- 37-9054\* Lift Tool Sock. 10/pk.
- \*NOTE: Fits all Coats Machines listed**
- 37-9055 Mount Booties 25/pk
- 37-9058 Clamp Cover for 9010/9024 clamps
- 37-9061 ATV Riser for RC100
- 37-9062 Drop Center Tool Aid
- 37-9330 Mounting Head Plastic Insert Sold Each.

## COATS RC150 TIRE CHANGER

The Coats RC-150 features custom engineered, three-position rim clamps that provide extra clearance for sprockets. The RC-150 can clamp rims up to 23" and work on smaller ATV rims down to 6" so you can handle virtually any wheel that rolls in. Its superior bead loosening system is optimized for motorcycle wheels with a contoured pad and two positions for wide chopper tires or narrow tires to minimize the risk of wheel damage service.

The Coats RC-150 provides outstanding wheel protection at every step. Bead loosener socks, clamp booties, and lift tool protection help prevent metal-to-metal contact that causes scratching or marring, plus the tabletop is designed to operate at slower speeds to prevent wheel damage.



37-9029



- 37-9029 Coats RC-150 Tire Changer
- 37-9053 Plastic Protector For Bead Breaker Shoe 2/pk
- 37-9054\* Lift Tool Sock. 10/pk.
- \*NOTE: Fits all Coats Machines listed**



37-9330



35-9672

35-9028 Coats RC100 Tire Changer

## COATS RC100 TIRE CHANGER

Many innovative features ensure quick, safe tire changing without damage to tires or rims. The 1 HP motor will operate on any standard 115V outlet, and includes all adapters to handle auto tires (9 to 21 inch dia. rim) and motorcycle tires (16 to 21 inch dia. rim). Comes with air gauge, inflation hose, motorcycle wheel adapters. Requires regulated 80 PSI air supply. **Made in U.S.A.**

### OPTIONAL and REPLACEMENT PARTS

- 35-9037 ATV Jaws-Set of 4
- 37-9330 Mounting Head Insert. Ea.
- 37-9058 Clamp Cover for 9010/9024 clamps
- 37-9051 Mount/Demount Head Ea.
- 37-9328 Mounting Head Insert. 12/pk
- 35-9672 Plastic Jaw Cover-Fits RC50,100,200. Sold Each.
- 37-9053 Plastic Protector For Bead Breaker Shoe. 2/pk.
- 37-9054\* Lift Tool Sock. 10/pk.
- \*NOTE: Fits all Coats Machines listed**

## COATS RC-50M MANUAL TIRE CHANGER

The RC-50M Manual Tire Changer has been Discontinued. However, we still carry the parts to keep you going!



37-9330



35-9672

- 37-9450 RC-50M Manual Tire Changer
- 37-9451 Manual Bead loosener (Optional)
- 37-2899 Optional Strongarm-II
- 37-9330 Mounting Head Plastic Insert, Ea.
- 35-9672 Plastic Jaw Protector-Fits RC50/RC100/RC200. Sold Each.



## MONTY 1520M TIRE CHANGER

Manufactured by Hofmann, this top-of-the line pneumatic tire changer is designed to change all types of motorcycle and ATV tires, including difficult Harley-Davidson® belt drive rims. Dual air cylinders assure proper clamping pressure to all four jaws. The clamping jaws are designed to eliminate the additional labor involved in removing the brake disc rotor, sprocket, or drive pulley when servicing wheels. The clamps are provided with plastic protection over a metal jaw to protect rims from damage. Plastic protection is also provided in the bead head. The 1520M uses a powerful 115V motor and standard shop air to make tire changing safe and easy for 10" to 21" diameter wheels. Motorcycle adapters come standard with the 1520M, ATV Jaws are available as an option. (PN#37-9505). The 1520M will change tires *and* your business, call today to learn more!



37-9581



37-9505 ATV JAW **SET**  
37-9522 ATV JAW **EACH**

37-9508 **MOTORCYCLE JAW SET**

**37-9570** Monty 1520M Tire Changer with Motorcycle Adapters



37-9442

37-9620

37-9622

35-7817

### MONTY 1520M & 1520EMX OPTIONAL & REPLACEMENT PARTS

**37-9508** Replacement M/C jaws for 1520M/EMX. Sold set of 4.

**37-9505** ATV Jaws. Allows mounting of 8" - 14" Sold set of 4.

**37-9522** ATV Adapter for 1520M/EMX. Sold EA.

**35-9506** ATV Jaw protector for 1520M/EMX. Sold EA

**35-9519** Motorcycle Bead head

**35-9529** Bead Head

**37-9620** Bead Head Insert (Duck) Protector, black. Sold each.

**37-9627** Bead Head Insert (Duck) Protector, black. Sold pk. of 10

**37-9442** Late model Bead Head Insert for 1520M/EMX. Sold each.

**37-9622** Motorcycle Jaw Replacement Cover. Sold each.

**38-2360** Tire Bead Paste (Mounting Lubricant)

**35-7817** Replacement Turntable Switch for 1520M series changers. \*

**\*NOTE: FITS 1520M ONLY. For S405, S425, & S455, use pn 35-7815**

**37-2383** 1520M M/C Jaw Cover (Mid-2006 on)

**35-9523** Automotive Jaw Replacement Cover. Sold each.

## 1520EMX TIRE CHANGER

The 1520EMX is the ultimate answer to today's tough to mount tires. Based on the popular 1520M platform, the EMX version makes short work of extra stiff low profile and run flat style tires by providing an extra set of hands to help it's operator to mount and dismount tires. The power assist holds the bead in the drop center of the rim & assists with wheel mounting as well, cutting down on service time and increasing profitability in the process. If your clientele includes Touring and Police bikes, this machine is worth looking at.

**37-9581** Monty 1520EMX Tire Changer with Motorcycle Adapters

## MONTY MH310 EASYMONT POWER ASSIST

Provides an extra set of hands to aid operator mount and dismount extra stiff low profile and run flat style tires. Holds the bead and assists with rim clamping, allows easy mounting of upper bead. Air powered. Convert your 1520M to an EMX version. (See 37-9581 shown above)



37-9578

## MONTY 1000M ECONOMY TIRE CHANGER

The Monty 1000M tire changer is designed with the quality and durability associated with the Hofmann brand at an affordable price. The Monty 1000M features dual clamping cylinders that assure proper clamping at all four jaws. The Monty 1000 handles tires with up to 22" in wheel clamping diameter.



35-4895

**35-4895** Monty 1000M Tire Changer with Motorcycle Adapters

**37-9505** ATV Adapters

**37-9571** MH310 Adapter. (Needed to convert 1520M to 1520 EMX.)

**37-9578** MH310 EasyMont. Fits Monty 1520M. (37-9570)

SHOP EQUIP & TOOLS

HARD PARTS

CARB & FUEL

IGNITION/ELECTRICAL

CONTROL

SUSPENSION

ACCESSORIES




## MONTY 425 REPLACEMENT PARTS

REPLACEMENT PARTS ONLY.

**\*IMPORTANT NOTE:** Style of Bead Head Plastic Insert needed will depend on original date of equipment purchase.

### S425 PARTS

- 35-9524** Rim Jaws For S425, pk/4.
  - 35-8626** \*Bead Head Insert (Duck) Protector, black. Sold each. Not interchangeable with **37-9541**.
  - 37-9541** \*Bead Head Insert (Duck) Protector, white. (same as **37-9550**) Not interchangeable with **35-8626**. Sold pk/10.
  - 37-9550** \*Bead Head Insert (Duck) Protector, white. (same as **37-9541**) Not interchangeable with **35-8626**. Sold pair.
  - 35-9509** Protective Plastic Cover for Tire Lever. Sold each.
  - 37-9626** Dirt Bike Clamps-Designed to clear the knobbies on dirt bike tires. Sold set of 4.
  - 37-9539** Plastic Clamp Protector Set-Standard size replacement clamp protectors. Pad only. Sold set of 4. (flat)
  - 37-9586** Plastic Clamp Protector Set-Standard size replacement clamp protectors. Pad only. Sold set of 8. (flat)
  - 38-2360** Tire Bead Paste. Used for sealing sidewall of tire to rim Sold 1 gallon bucket.
  - 35-7815** Replacement Turntable Switch (forward/reverse)
- NOTE:** Switch fits S405, S425, & S455 only. For 1520M, use 35-7817.



SHOP EQUIP & TOOLS

HARD PARTS

CARB & FUEL

IGNITION/ELECTRICAL

CONTROL

SUSPENSION

ACCESSORIES



### EZ CLAMP MOTORCYCLE CLAMPING ADAPTER

Add versatility to your tire changer with the Easy Clamp Adapter. The clamping range of 5" to 23" can change ATV and motorcycle wheels. Fits most late model four jaw tire changers, including Coats, Corghi, Cemb and All Tool.

**35-9002** EZ Clamp Motorcycle Clamping Adapter

## MONTY S405 & S455 REPLACEMENT PARTS

REPLACEMENT PARTS ONLY.

**\*IMPORTANT NOTE:** Style of Bead Head Plastic Insert needed will depend on original date of equipment purchase.

### S455 TIRE CHANGER PARTS

- 35-9528** Motorcycle Adapters Set of 4.
- 35-9366** \*Bead Head Insert (Duck) Protector, black. Sold each
- 35-9501** ATV Adapters Set of 4

### S405 TIRE CHANGER PARTS

- 35-9501** ATV Adapters Set of 4
- 35-9528** Motorcycle Adapters Set of 4. (replacement jaws)
- 35-9036** \*Bead Head Insert (Duck) Protector, black. Sold each
- 35-9021** \*Bead Head Insert (Duck) Protector, black. Sold each
- 35-9509** Protective Plastic Cover for Tire Lever. Sold each.
- 35-9503** Plastic Jaw Protector Set for Rim Clamps. pk/4
- 35-9504** Jaw Protector Insert Piece. Small oval shaped pad presses into the "cleat" of M/C and ATV Jaws.(Two per Cleat) Sold each
- 35-7815** Replacement Turntable Switch (forward/reverse)

**NOTE:** This switch fits S405, S425, & S455 only. For 1520M, use 35-7817.

- 35-8105** Replacement Pressure Regulator Gauge only
- 35-8118** Replacement 90° Union Fitting for tabletop pneumatic cylinder
- 35-8119** Replacement Straight Union Fitting for tabletop pneumatic cylinder

**COATS 220 TIRE CHANGER**

Manual tire changer works on 14" to 23" diameter wheels. Can also be used on 8" to 14" ATV wheels.

**37-9840** Coats 220 Tire Changer



**37-9898** ATV bead breaker kit

**MOTION PRO TIRE STATION**

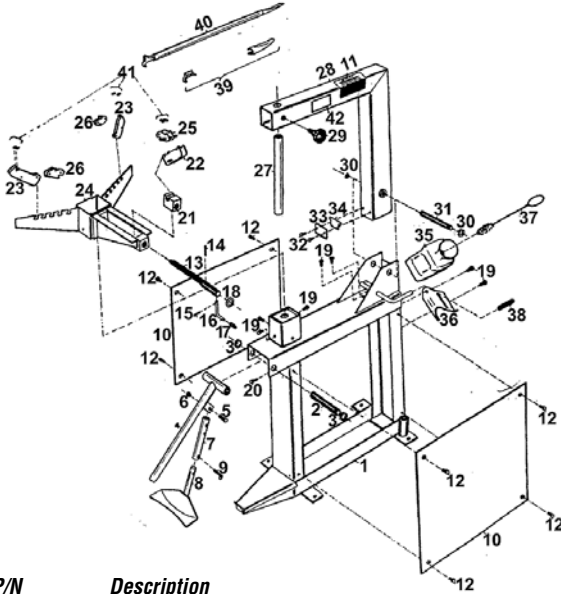


**37-8830**

Combine with your air tank to make the ultimate tire changing station. Works with 5 to 10 gallon air tanks (14.5" to 24.5" in length & 9" to 12.75" in diameter). It can be used with or without air tank installed. Durable steel construction with a blue powder coated finish. The perfect pit accessory. **Made in the U.S.A.**

**37-8830** Motion Pro Tire Station

**COATS 220 REPLACEMENT PARTS**



K&L P/N	Description
37-9776 29	Locking Knob
37-9898	ATV bead breaker kit for Coats 220 Tire Changer.
37-9842 24	Table top
37-9843 21	Slotted nut for clamp
37-9844 13	Rim clamp adjustment screw
37-9845 14	Roll pin for clamp screw
37-9846 18	Bushing for screw
37-9849 16	Handle
37-9852 15	Roll pin for screw handle
37-9853 22	Motorcycle rim clamp-sold each (Wide)
37-9854 23	Motorcycle rim clamp-sold each (Narrow)
37-9864 41	Motorcycle rim clamp protector set-(6)
37-9873 25	ATV rim clamp (Wide)
37-9874 26	ATV rim clamp (Narrow)
37-9839 39	Tire iron protectors-sold in pairs
37-9850 35	Lube Bucket only. (without bracket or hardware)
37-9851 36	Bracket for Lube Bucket only (no hardware)
37-9891 40	Combo Tool



**TECH TIRE REPAIR STAND & ACCESSORIES**

- 35-9942** Tire Spreader only
- 35-8473** Tire Marking Crayon, pk/12
- 35-9941** Tire Buffing Wheel with arbor

SHOP EQUIP & TOOLS

HARD PARTS

CARB & FUEL

IGNITION/ELECTRICAL

CONTROL

SUSPENSION

ACCESSORIES

SHOP EQUIP & TOOLS

HARD PARTS

CARB & FUEL

IGNITION/ELECTRICAL

CONTROL

SUSPENSION

ACCESSORIES



37-9023, 35-9005


### K&L MC140/MC145 QUICK RELEASE NUT

Here is the perfect accessory for our popular MC135 & MC136 ATV Bead Busters! The MC140 Quick Release Nut makes this already efficient tool even faster by reducing the amount of time needed to set up the wheel/tire combo being serviced. Simply slide the MC140 over the threaded center shaft of the MC135, then give a twist. That's all that is needed to secure the wheel, making this ideal for high volume tire shops. Your Techs will thank you for this one!

- 37-9023 K&L MC140 Quick Release Nut for MC135
- 35-9005 K&L MC145 Quick Release Nut for MC136



Visit for Demos!  
wheel.klsupply.com



**16" Wheel Supported**

PATENT PENDING



35-9004



37-9594

Optional Mounting Stand 37-9588

### K&L MC136 BEAD BUSTER

Throw out that Saws-All, the MC136 Bead Buster is here! This is the finest breaker in the industry, bar none. Safety beads are no match for the MC136 due to its simple and effective design. Up to a 16" wheel is supported on two plastic blocks, allowing the entire lever stroke to be transmitted directly to the bead shoe. No tire flex means no lost force, the easily adjustable design allows you to service a wide range of wheel sizes safely. Stop fighting a losing battle with ATV tires, and take the next step towards profitability.

- 35-9004 K&L MC136 Bead Buster

### OPTIONAL ACCESSORIES

- 37-9594 ATV Tire Changer Components for MC135/136 Bead Buster Includes center post thread protector, removal and installation bar, and wheel holder keyed to center shaft
- 37-9588 Mounting Stand. Comes with all mounting hardware
- 37-9595 Tire Changing Replacement Tip for MC135/136 Bead Buster

### K&L MC116 DELUXE TIRE BEAD BREAKER

Innovative design protects discs, sprockets, and pulleys from damage. Effective and easy to use. Fully adjustable to fit any size rim/tire combination. Heavy-duty steel construction with rubber covered platforms.

- 37-9076 K&L MC116 Deluxe Tire Bead Breaker



37-9076

**THE K&L "ALL-IN-ONE" - TIRE BEAD STARTER**



**THE ALL-IN-ONE** answer to stubborn street and ATV tires, this simple to use tool is a safe and effective way to get beads started and seated. Whether you are mounting the new Ultra-Wide 300 series rubber, or doing battle with ATV rim/tire packages, the Bead Starter puts *you* in charge. The linked straps apply even seating pressure to tire beads without compressed air, making it portable for on-the-go use. Make room for our Tire Bead Starter in your shop today.

**35-9016** Tire Bead Starter



**3 IN 1 DOES IT ALL!**



**SEATS**



**BEADS**



**EXPANDS**

**"Cheetah CH-5" TIRE BEAD SEATER**

5-gallon Bead Seater with ASME certified tank for commercial use on ATV and motorcycle tires. Seats tire beads easily.

**Specifications:**  
18" wide x 22" length x 11" height 23 lbs

**35-9903** Tire Bead Seater



**35-9903**



**TIRE BEADER**



This solid rubber donut goes between tire and rim. As tire is inflated, the opposite bead (lip of tire) will seat, then the side of the rim with the rubber donut will begin to seat, pushing the rubber donut off the rim. Ideal for low profile tires, radial tires and safety rims. Sold each.

**35-5211** 16 - 17" Tires  
**35-5212** 18 - 19" Tires

**"Cheetah CH-2" TIRE BEAD SEATER**

2-gallon Bead Seater with ASME certified tank for use on ATV, lawn & garden, Golf carts and motorcycle tires. Seats tire beads easily.

**Specifications:**  
6.5" wide x 17" length x 8" height 17 lbs

**35-8162** Tire Bead Seater



**35-8162**

**TIRE BEAD EXPANDER**

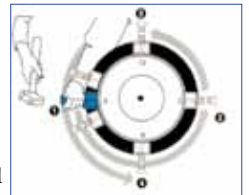


Slips easily over tire. To use, draw strap tight and lock with two rings, apply air pressure. Beads will seal against rim with air pressure. Tough red nylon cover, neoprene inner tube.

**35-8889** Tire Bead Expander

**MOTION PRO BEAD POPPER™**

Bead Popper makes tire removal easy and scratched rims a thing of the past. Bead Popper can be used with wheel mounted or removed. Made of a durable plastic, not for use on ATV's.



**35-1000** Motion Pro Bead Popper™



**35-1000**

SHOP EQUIP & TOOLS

HARD PARTS

CARB & FUEL

IGNITION/ELECTRICAL

CONTROL

SUSPENSION

ACCESSORIES

SHOP EQUIP & TOOLS

HARD PARTS

CARB & FUEL

IGNITION/ELECTRICAL

CONTROL

SUSPENSION

ACCESSORIES

## TIRE TAMER

Revolutionary new tool holds the bead away from rim for easy valve stem, rim lock and tube installation.

35-9264 Tire Tamer



## MOTION PRO BEAD BUDDY-2

35-8829

New and improved design of the original Bead Buddy. Durable 6061 aluminum construction with blue anodized finish. A must for installing Bib Mousse tubes. Used to push the tire bead down into the drop center of the rim on off-road wheels while using tire tools to change tires. Hooks over spoke and pushes bead down on opposite side of tire from tire irons. Patent pending. **Sold each.**

35-8829 Motion Pro Bead Buddy-2



## LONG REACH INFLATION GAUGE

This deluxe tire pressure inflator gauge has a pressure range of 10-120 lbs. and comes with a 72" flexible hose with straight dual-foot chuck and a built-in bleeder valve. The extra-long hose allows techs to inflate tires that are being filled in a tire cage. (37-8483). **Sold each.**

35-8147

**Note: You Must use the Ball Foot Chuck with Safety Clip (P/N: 35-7841) to lock onto Valve Stem**

35-8147 Long Reach Inflation Gauge



## BALL FOOT CHUCK

Sold each.



35-7753



35-7841

35-7753 Standard tire filler Chuck

35-7841 Ball Foot Chuck with safety clip

## K&L CLAW BEAD ASSIST

Rubber coating protects wheels from scratches during the mounting process. Solid steel construction under the coating will not bend or break like other models. Locks onto the flange of the wheel during the mounting process in order to eliminate the need to stand on the tire or use multiple bars. This item is great for all types of wheels, including motorcycle, ATV, UTV etc.



35-8241



35-8244

**New!**

35-8241 K&L Claw Bead Assist Standard (Yellow)

35-8244 K&L Claw Bead Assist Wide (Blue)

## TIRE SAFETY CAGE

An important piece of safety equipment that no shop should be without. This cage protects technicians & helps contain debris resulting from tire or bead failure, and is especially useful while servicing hard-to-seat ATV tires. **Sold each.**

37-8483 Tire Safety Cage



## MECHANIC'S GLOVES

Latex-free, nitrile gloves. Hand protection when working around chemicals in the shop.

Features include:

- Textured grip
- Powder-free
- Non-sterile
- Ambidextrous
- Sold box/100.

39-4991 Mechanic's Gloves. (large)



## BLACK NITRILE GLOVES

Provides a protective barrier against dirt, grime, oil, chemicals and solvents

- Textured fingertips for better grip
- Comfortable fit and feel
- Powder/latex free
- Use for food processing, janitorial, painting, maintenance and light shop work
- 100 Gloves per box
- 3.5 mil

39-4992 Black Nitrile Gloves (Medium)

39-4994 Black Nitrile Gloves (large)

39-4996 Black Nitrile Gloves (X-large)

**New!**



## K&L DELUXE SHOP APRON

Made of quality Black cloth with the K&L logo imprinted in White on the front. It features a pen pocket and two 6"x7" pockets

39-8809 K&L Deluxe Shop Apron







35-9958

## SHOP TUBELESS TIRE REPAIR KIT #880

**35-9958** Includes: (qt 12) #250 and (qt 12) #251 Uni-Seal Repairs, one each of #760 Can of Chemical Vulcanizing Fluid, #915 Spiral Probe and Cementing Tool, #935 Combo Buffer and Stitcher, Aerosol Rub-O-Matic rubber cleaner #704A, Uni-Seal Cutter #261, and Scraping Tool #933. **Note**-#260 Uni-Seal Cutter, for use with #250 Repairs is no longer available and is not included in this kit. Order #RH-635-P Cutter under part number **35-9950**.



## TECH REPLACEMENT TOOLS for SHOP KITS

- 35-9933** Heavy Duty Ball Bearing Stitcher #936
- 35-9934** Spiral Probe and Cementing Tool #915
- 35-9935** Insert-O-Matic Tool (ATV) #920
- 35-9939** Replacement Uni-Seal Cutter #261 for use with #251 & #251W Uni-Seal Repairs in fabric belted tires only.
- 35-9950** Uni-Seal Cutter #RH-635-P for use with #250 & #250W Uni-Seal Repairs in fabric belted tires only.
- 35-9947** Combo Buffer and Stitcher #935
- 35-9960** Chemical Vulcanizing Fluid #760



35-9949

35-9936



35-9961



35-9962



35-9945



## TECH REPLACEMENT UNI-SEALS

- 35-9945** Small Round Tube Repair Patches (qt40) #11
- 35-9927** ATV Tire Patches (qt 30) #12
- 35-9949** Flow-Seal Inserts for ATV repairs (qt 20) #204
- 35-9961** Uni-Seal Repairs, 1/4" for 1/8" injury (qt 12) #250W
- 35-9962** Uni-Seal Repairs, 3/8" for 1/4" injury (qt 12) #251W
- 35-9936** Mini Uni-Seal Repairs, 1/8" for 1.5mm injury (qt 24) #249



## TECH TIRE LUBRICANT & ACCESSORIES

- 35-9968** Tire lubricant concentrate, mixed with water makes one gallon. One pint, 475ml. with rust inhibitor.
- 35-9929** Rim Ease Rubber Lubricant. New blue formula for improved lubrication and easier mounting/dismounting. One gallon makes 3.8 liter bottle.
- 35-9928** Funnel to fit neck of 1 gal. bottle -35-9929 for easy use of swab.
- 35-9987** Tire lubricant applicator swab. Cotton. 11", 275mm in length.
- 35-9932** Tire lubricant applicator swab. Cotton. 15", 375mm in length. For use with 35-9928 and 35-9929.
- 35-9938** Rub-O-Matic rubber cleaner one qt 945ml can.
- 35-9959** Aerosol Rub-O-Matic rubber cleaner, 16 oz. #704A
- 35-9930** Security Coat Inner Liner Sealant, 16 oz. #738 Used to seal exposed inner liner where overbuffs, and thin or porous conditions can result in tire pressure loss after installing a Uni-Seal or other repair. Cheap insurance to prevent costly and time consuming come-backs.

SHOP EQUIP & TOOLS

HARD PARTS

CARB & FUEL

IGNITION/ELECTRICAL

CONTROL

SUSPENSION

ACCESSORIES

# WHEEL BALANCERS

SHOP EQUIP & TOOLS

HARD PARTS

CARB & FUEL

IGNITION/ELECTRICAL

CONTROL

SUSPENSION

ACCESSORIES

## K&L MC205 WHEEL BALANCER

The K&L MC205 Wheel Balancer incorporates the latest advancements in state of the art motorcycle wheel balancing.

This balancer features a spring loaded "Quick Clamp" wheel-mounting package and offers static (single plane) balancing.

Keypad data entry, in house calibration, and a choice of display modes (gram or ounce) all make this machine Technician friendly. Standard equipment includes: Universal motorcycle clamp, tapered mounting cones, rim width gauge, spanner wrench, & calibration weight.

Accuracy is greatly enhanced with the optional sleeve kit (35-0941).


- 37-9999 K&L MC205 **BLUE** Wheel Balancer with Motorcycle Wheel Clamp
- 37-9990 K&L MC205 **RED** Wheel Balancer with Motorcycle Wheel Clamp

### K&L MC205 Replacement Parts

- 35-3138 Pull Knob
- 35-3146 Shaft Assy. Only
- 35-3149 Pointer Extension



35-0941 Balancer Sleeve Kit



37-3156 19mm Shaft w/Cones and Spacers

### BMW/Honda 5-Lug Rear Wheel Balance Adapter



35-6631

35-6631 BMW /Honda 5-Lug Rear Wheel Balance Adapter

## SPECIFICATIONS

Accuracy	5g or 0.25oz.
Rim Diameter	10" - 24"
Power Requirement	110 Volt 60 Hz 1Phase
Data Entry	Keypad
Rim Width	1.5" - 16"
Shipping Weight	359 lbs
Motor	1/2 H.P.
Tire Diameter	30"

Visit for Demos!

wheel.klsupply.com



**EXCLUSIVE**



37-9999 K&L MC205 **BLUE** Wheel Balancer  
37-9990 K&L MC205 **RED** Wheel Balancer

**K&L Provides The Industry Best Customer Service Program**

### MC205 Wheel Balancer Foam Pad



37-9955

37-9955 K&L MC205 Wheel Balancer Foam Pad  
High resistance foam pad with steel plate



37-9520

## MC2300 DYNAMIC WHEEL BALANCER

The MC2300 incorporates the latest advancements in state of the art motorcycle wheel balancing. This balancer features the Ziplock wheel-mounting package and offers both static (single plane) and dynamic (two plane) modes of operation. Keypad data entry, in house calibration, and a choice of display modes (gram or ounce) all make this machine Technician friendly. Standard equipment includes: Universal motorcycle clamp, tapered mounting cones, centering bushings (15,16,17, & 19mm), rim width gauge, spanner wrench, & calibration weight. No additional adapters are required for dynamic capability; however, accuracy is greatly enhanced with the optional sleeve kit (35-0941). Additional adapters for mounting auto and light truck wheels are also available, call for details.

37-9520 MC2300 Dynamic Wheel Balancer



37-7750



Made in U.S.A.

## 775 WHEEL BALANCER

Here's the latest in motorcycle balancers from Coats, the model 775. Easy-to-read visual cues and keypad promote proper balancing techniques and faster turnaround times. Self-Calibrating, the 775 provides balancing accuracy within 1/100 of an ounce. With 10 Balancing Modes (Multiple static, dynamic, and alloy), the 775 is ready for whatever rolls into the shop. The 775 offers you big league features in a compact size with built-in dependability from the leaders in Motorcycle Tire service – K&L Supply and Coats!

- 37-7750 Coats 775 Dynamic Wheel Balancer
- 35-7781 Motorcycle Adapter kit for Coats 775 Large Diameter Shafts
- 35-7790 1" Longshaft Kit for H-D (14" shaft, spacers, & locknut)
- 35-7791 3/4" Longshaft Kit for H-D (10" shaft, spacers, & locknut)
- 35-7792 25mm Longshaft Kit for 775 Balancer (10" shaft, spacers, & locknut)

## K&L WHEEL BALANCER ACCESSORIES

35-0941 K&L Balancer Sleeve Kit for 14mm balancer shafts.

Includes the following sizes: 15mm, 16mm, 17mm, 19mm, 20mm, 22mm, 25mm, 25.40mm, 27mm, 28mm, 30mm, 32mm, 35mm, 50mm, and hubless wheel adapter set.

35-8835 3/4" Mounting Shaft Kit for Harley-Davidson® Includes 1" sleeve set, spacer, and locknut.

35-6630 Mounting Cones for BMW .

35-7805 14" x 1" Shaft Kit for 2300M

**NOTE: Machine end of shaft is 16Mx2 thread, verify before ordering**

37-7908 MC2300 14mm Replacement Shaft

37-9147 MC2300 Calibration Weight

37-9152 MC2300 Replacement Wheel Stopper

37-9163 Centering Cones 21-34mm

37-9164 MC2300 Centering Cone 15-24mm

37-9597 40 mm Automotive Adapter Kit

37-9598 ATV Adapter kit. Fits all 40mm balancer shafts.

35-6631 BMW/Honda 5-Lug Rear Wheel Adapter

35-6632 Spyder Wheel Balancer Adapter

37-9955 MC205 Wheel Balancer Foam Pad


37-3156 MC205 19mm Shaft Kit with Cones, Sleeves



LongShaft Kits for MC2300 & Coats 775.

REPLACEMENT SLEEVES Sold in pairs or each as indicated.

- 35-0976 22mm Sleeve for Yamaha R1, R6
- 35-0962 35mm Sleeve for Yamaha R1, R6, FZ1
- 35-8707 27mm Sleeve for Honda GL1800
- 35-8708 50mm Sleeve for Honda VFR800
- 35-9697 Hubless wheel mounting set
- 35-0963 15mm pair\*
- 35-0964 16mm pair\*
- 35-0969 17mm pair\*
- 35-0957 .750" (19mm) pair\*
- 35-0970 20mm pair\*
- 35-0972 25mm pair\*
- 35-8995 1" (25.40mm) pair\*
- 35-0977 28mm pair\*
- 35-9030 30mm pair\*
- 35-9031 32mm pair\*



35-6632 Spyder Wheel Balancer Adapter

35-6630 BMW Cone Set

SHOP EQUIP & TOOLS

HARD PARTS

CARB & FUEL

IGNITION/ELECTRICAL

CONTROL

SUSPENSION

ACCESSORIES

SHOP EQUIP & TOOLS

HARD PARTS


CARB & FUEL

IGNITION/ELECTRICAL

CONTROL

SUSPENSION

ACCESSORIES



35-9573

3 in 1

32-2479

## K&L MC310 THREE-IN-ONE TRUING STAND

The three-in-one truing stand from K&L Supply helps you make the most of your workspace. This tool allows you to perform the following:

- Build and true spoke wheels
- Check for runout on crankshafts, wheels and fork tubes
- Balance spoke and mag wheels

The MC310 features rugged construction throughout with ease of use being given priority. UPS shippable, F.O.B. Santa Clara, California.

**Note: Does not include Dial Indicator.**

- 35-9573 K&L MC310 Three-In-One Truing Stand
- 35-8428 2-1/4" Dial Indicator Gauge only, 0" - 2-1/4" range in .001" increments.
- 35-8447 Metric Dial Indicator Gauge only 0 - 5mm range in .01mm increments
- 35-9577 MC310 Indicator Arm Assembly
- 31-9624 MC310 Replacement Bearing FR67. (top rail bracket near pins)
- 31-9625 MC310 Replacement Bearing 6001ZZ (lower rail bracket)
- 35-9510 Replacement Tapered Wheel Cone only
- 32-2479 Balance Shaft with Centering Cones

**Toll Free: 800-727-6767**

## K&L MC300 WHEEL BALANCE STAND

This portable wheel balancing stand from K&L Supply works on all motorcycle wheel sizes from 14" to 21" wheels. Wheel can be mounted on optional balance shaft for static balancing of wheels.

The frame rails can be adjusted for narrow or wide wheels. Lightweight, zinc plated press steel frame. Sold each.



32-2479

35-8255

- 35-8255 MC300 Wheel Balance Stand  
Similar to 35-8621, with only rollers
- 32-2479 Optional Balance Shaft with Tapered Wheel Cones (black)



35-9161

## COATS 280 BUBBLE BALANCER

Features a specially designed balancing shaft, a large permanently calibrated optical balance indicator and a special 20mm adapter for Honda 550F and CBX wheels. Handles a wide range of wheels including axle size 11mm - 30mm (7/16" - 1-1/4"). One year warranty. Shipping weight: 42lbs.

- 35-9161 Coats 280 Wheel Bubble Balancer
- 35-9171 Replacement Balancer Head only

## STICK-ON WHEEL WEIGHTS

See page 44 for Wheel Weights.

## K&L MC305 WHEEL TRUING & BALANCE STAND

This portable wheel truing stand from K&L Supply works on all motorcycle wheel sizes from 14" to 21" wheels. Wheel can be mounted on adjustable centering cones or ball bearings (using axle) for truing and static balancing of wheels. Frame rails can be adjusted for wide rims/wheels. Lightweight, zinc plated press steel frame. Sold each.



35-8621

- 35-8621 K&L MC305 Wheel Truing & Balance Stand
- 35-9510 Replacement Tapered Wheel Cone only
- 32-2479 Optional Balance Shaft with Tapered Wheel Cones (black)

## K&L 14MM SHAFT LOCK COLLARS

These lock collars from K&L Supply work in conjunction with pre-threaded set screws to hold the cones/sleeves in place once aligned. Black powder coated. Sold in pairs.



- 37-3839 14mm Shaft Lock Collars



**SPOKE WRENCHES**

Long reach spanner with four cornered ends to prevent slipping and rounding of the nipple. Comes in two sizes for most spoke applications.

**35-8922** 6.5 x 6.8mm

**35-9925** 6.0 x 6.3mm

**35-1060** Spoke Wrench 5.0mm & 7.0mm

**NYLON RIM PROTECTORS**

Designed to protect alloy rims from getting scratched by tire levers or tools while changing tires.

**Note:** Must be trimmed for ATV use.

**35-9137** Nylon Rim Protectors. (pair)



**35-9137**



**35-0771**

**35-0770**

**SPOON STYLE TIRE IRONS**

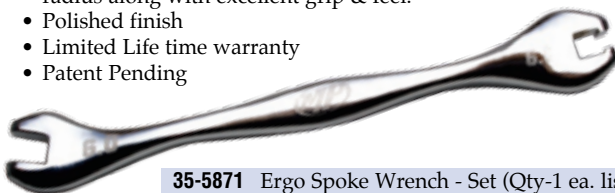
Sold each. Three styles available

**35-0770** Terry Cable Ultimate Tire Iron - With a plastic handle. Overall length is 10" long. **Made in U.S.A.**

**35-0771** Terry Cable Ultimate Mighty Tire Iron - With a machined aluminum handle. Overall length is 16" long. **Made in U.S.A.**

**ERGO SPOKE WRENCHES from Motion Pro**

- Unique combination wrench has 3-sided, Open & Semi-closed ends
- Use the Open end for quick adjustments of spoke nipples and the Semi-closed end for those hard to turn nipples which require more torque.
- Specially designed ergonomic handles allows larger turning radius along with excellent grip & feel.
- Polished finish
- Limited Life time warranty
- Patent Pending



**35-5871** Ergo Spoke Wrench - Set (Qty-1 ea. listed)

**35-5872** Ergo Spoke Wrench - 5.0mm

**35-5873** Ergo Spoke Wrench - 6.0mm

**35-5874** Ergo Spoke Wrench - 6.3mm

**35-5875** Ergo Spoke Wrench - 6.5mm

**35-5876** Ergo Spoke Wrench - 6.8mm

**35-5877** Ergo Spoke Wrench - 7.0mm



**35-8222**

**6 IN 1 SPOKE WRENCH**

**35-8222** Universal Spoke Wrench. 6 sizes, 6.46/6.05/5.64/5.37/4.90/4.30 mm.

**EXCEL ADJUSTABLE SPOKE TORQUE WRENCHES**

Excel's new lightweight aluminum bodied Spoke Torque Wrench takes the guessing and fatigue out of building wheels and maintaining the desired tension of your spokes. Tightens all spokes identically to proper torque setting to maximize the highest strength capacity and reduce the likelihood of rim/hub/spoke breakage. Excel's Torque Wrench is easily adjustable with a range of 15-60 inch-lbs. Excel's Torque Wrench kit comes with 5 heads in the most common sizes, including the spline drive head. Additional and replacement heads are available in sizes ranging from 5.1 to 6.9 mm. Comes in handy black composite storage box.



**35-3192**

**35-3192** Spoke Torque Wrench

**35-3199** 5.1 mm Adapter

**35-3200** 5.8 mm Adapter

**35-3201** 6.9 mm Adapter



**35-1005**

**35-1006**

**35-5093**

**TIRE LEVERS**

Available in the following lengths:

**35-5093** M.P. 8-1/2" Enduro Pro Tire Iron Set with storage pouch

**35-1006** 15" Curved Cast Alloy Steel (silver) Sold each.

**35-1005** 16" Forged Alloy Steel (silver) Sold each.



**35-1053**

**35-7875**

**TIRE IRON ASSORTMENT**

Contains one each of Motion Pro 8-1/2", 11" and 16" tire irons.

**35-1053** Assortment Three Tire Irons

**35-7875** 8-1/2" Tire Irons card/10

**35-7894** 16" Steel Tire Irons each.



**TIRE VALVE STEM INSERTER**

Simplifies the installation of valve stems in tubeless tires.

**35-4107** Tire valve stem inserter



**TIRE VALVE STEM PULLERS**

For removing and installing rubber valve stem on mag wheels and ATV rims. Pulls tire valve stem without damaging stem. Sold each.

**35-8885** Wire stem with valve core remover

SHOP EQUIP & TOOLS

HARD PARTS

CARB & FUEL

IGNITION/ELECTRICAL


CONTROL

SUSPENSION

ACCESSORIES

# WHEEL WEIGHTS

SHOP EQUIP & TOOLS



HARD PARTS

## OEM REPLACEMENT WHEEL WEIGHTS

OEM replacement in size & style. Sold Pk/10 as listed below.

HONDA	OEM Reference	Weight	10/Ea.P/N
Honda Hurricane 600F (87-90)	42705-KT7-000	20 Grams	32-3979

KAWASAKI	OEM Reference	Weight	10/Ea.P/N
Kawasaki Mag/Ninja ZX7	41075-1015	20 Grams	32-3992*

SUZUKI	OEM Reference	Weight	10/Ea.P/N
Suzuki Mag/GSXR 750	55411-00A00	10 Grams	32-4003
Suzuki Mag/GSXR 750	55412-45100	20 Grams	32-4009

YAMAHA	OEM Reference	Weight	10/Ea.P/N
Yamaha Mag	2MO-25399-10	10 Grams	32-3994*
Yamaha Mag	2MO-25399-30	30 Grams	32-3996*

CARB & FUEL

IGNITION/ELECTRICAL

## K&L STEEL STICK-ON WHEEL WEIGHTS

**NON-Lead Compliant!**

Sold pk/10.



CONTROL

SUSPENSION

The same convenience of our lead stick-on weights in steel and available in 1/4 oz. and 5 gram sizes, these are your best alternative to lead.

**\*\* Note: Each strip contains 12 individual segments.**

Color	Weight	3 strips	360 pc Box
Black	1/4 oz.	32-2428	32-8124
Silver	1/4 oz.	32-2415	32-8109
Chrome	1/4 oz.	32-2434	32-8126
Black	5 gram	32-2403	32-8090
Silver	5 gram	32-2413	32-8091
Chrome	5 gram	32-2398	32-8087
Black (Small)	5 gram	32-3495	32-3493
Silver (Small)	5 gram	32-3496	32-3494
Chrome (Small)	5 gram	32-3497	32-3499

ACCESSORIES



## HARLEY-DAVIDSON® WHEEL WEIGHTS

Note: Fits applications up to 1998.

Application	Weight	10/Ea.P/N
Harley-Davidson® Spoke weight	1/2 oz.	32-5174
Harley-Davidson® Spoke (chrome weight)	1/4 oz.	32-8500

These Made in the USA weights are made from quality Zinc. They are Non-Lead Compliant.

Made in USA

32-7064	USA Spoke Weight 1/4 OZ
32-7065	USA Spoke Weight 1/2 OZ
32-7066	USA Spoke Weight 3/4 OZ
32-7067	USA Spoke Weight 1 OZ



32-7065

## K&L UNIVERSAL ANGLED SPOKE WHEEL WEIGHT

Sold pk/10. **Made in Japan.**

32-4091	Universal Angled Spoke Wheel Weight 10G TIN
32-4109	Universal Angled Spoke Wheel Weight 20G TIN
32-4115	Universal Angled Spoke Wheel Weight 30G TIN



32-4109

## K&L WHEEL WEIGHTS

Sold pk/10.



KAWASAKI	Weight	PK/10 P/N	
Kawasaki Mag	10 Grams	32-3574	Steel
Kawasaki Mag	20 Grams	32-3575	Steel
Kawasaki Mag	30 Grams	32-3576	Steel

SUZUKI	Weight	PK/10 P/N	
Suzuki Mag	10 Grams	32-3585	Steel
Suzuki Mag	20 Grams	32-3586	Steel
Suzuki Mag	30 Grams	32-3592	Steel

YAMAHA	Weight	PK/10 P/N	
Yamaha Mag	10 Grams	32-3585	Steel
Yamaha Mag	20 Grams	32-3586	Steel
Yamaha Mag	30 Grams	32-3592	Steel

## K&L OEM REPLACEMENT SPOKE WHEEL WEIGHTS



32-3593

32-3594


32-3602

Made in Japan. **NON-Lead Compliant!** Sold pk/10.

32-3593	Honda/Kawasaki Spoke Wheel Weight 10G TIN
32-3594	Honda/Kawasaki Spoke Wheel Weight 20G TIN
32-3602	Honda/Kawasaki Spoke Wheel Weight 30G TIN

## WHEEL WEIGHTS

Sold pk/10. Made in Japan.



### KAWASAKI

Application	OEM Reference	Weight	PK/10 P/N
Kawasaki Mag VN1600B1	41075-0004	10 Grams	32-4054
Kawasaki Mag VN1600B1	41075-0005	20 Grams	32-4055
Kawasaki Mag VN1600B1	41075-0006	30 Grams	32-4056
Kawasaki Mag ZX1000C1	41075-0007	10 Grams	32-4070
Kawasaki Mag ZX1000C1	41075-0008	20 Grams	32-4073
Kawasaki Mag ZX1000C1	41075-0009	30 Grams	32-4078
Kawasaki Mag VN1600D1	41075-0014	10 Grams	32-4079
Kawasaki Mag VN1600D1	41075-0015	20 Grams	32-4084
Kawasaki Mag VN1600D1	41075-0016	30 Grams	32-4087

### SUZUKI

Suzuki Mag GSXR1000	43222-73H10	10 Grams	32-4054
Suzuki Mag GSXR1000	43224-73H10	20 Grams	32-4055
Suzuki Mag GSXR1000	43226-73H10	30 Grams	32-4056

### YAMAHA

Yamaha Mag FJR1300	5MT-25398-00-00	10 Grams	32-4070
Yamaha Mag FJR1300	5MT-25398-10-00	20 Grams	32-4073
Yamaha Mag FJR1300	5MT-25398-20-00	30 Grams	32-4078

## WHEEL WEIGHT SCRAPER

Easily removes most stick-on type wheel weights. Sold in 3 pk

35-0364 Wheel Weight Scraper



35-0364

## SPOKE WHEEL WEIGHT INSTALLATION TOOL

Installs spoke wheel weights tightly and securely. Sold Each.



32-6585

32-6585 Spoke Wheel Weight Installation Tool

## AXLE REMOVER TOOL

This handy flat ended punch easily removes most axle sizes. Shaft is 6" long and 3/8" O.D.

35-4112 Axle Remover Tool



35-4112

## K&L NO-LEAD SPOKE WHEEL WEIGHTS KIT

This kit has all 4 sizes of our popular spoke type wheel weights in both Silver and Chrome finishes.

32-7035 K&L No-Lead Spoke Wheel Weight Kit



32-7035



Kit contains: 1 pack of each type below  
**NON-Lead Compliant!** Sold pk/10.

- 32-7036 Spoke Wheel Weight Silver/Zinc, 1/4 oz.
- 32-7037 Spoke Wheel Weight Silver/Zinc, 1/2 oz.
- 32-7041 Spoke Wheel Weight Silver/Zinc, 3/4 oz.
- 32-7047 Spoke Wheel Weight Silver/Zinc, 1.0 oz.
- 32-7091 Spoke Wheel Weight Chrome/Zinc, 1/4 oz.
- 32-7092 Spoke Wheel Weight Chrome/Zinc, 1/2 oz.
- 32-7093 Spoke Wheel Weight Chrome/Zinc, 3/4 oz.
- 32-7094 Spoke Wheel Weight Chrome/Zinc, 1.0 oz.



32-7094

32-7093

32-7037

32-7036



35-0507

35-6346

## SPOKE WHEEL WEIGHT HAMMER

Special hammer for reaching behind the disc rotor when installing or removing spoke type wheel weights.

35-6346 Spoke Wheel Weight Hammer

## SPOKE WHEEL WEIGHT REMOVER TOOL

Designed to allow the tech to place the split tang of the tool between the rim and the weight and tap it off the nipple with the 35-6346

35-0507 Spoke Wheel Weight Remover Tool

## MAG WHEEL WEIGHT INSTALLATION/REMOVER TOOL

Installs mag wheel weights without damaging rim.

35-4110 Mag Wheel Weight Installation Tool



35-4110

SHOP EQUIP & TOOLS

HARD PARTS

CARB & FUEL

IGNITION/ELECTRICAL

CONTROL

SUSPENSION

ACCESSORIES

Here's an easy way to be ready for whatever wheel rolls in your shop. This new assortment includes Metal, Rubber and Aluminum tire valve stems along with our most popular styles of caps and cores. To order, use part# 32-7208.

**Kit contains the following items:**

- JS430 Metal Stem, Straight, long.
- PVR59A Metal Stem, 90° bend.
- PVR70M Rubber Stem, 90° bend.
- TR412 Rubber Stem.
- TR413 Rubber Stem.
- 8mm Aluminum Stem, 90° bend.
- 8mm Aluminum Stem, Straight, long.
- Metal Stem, Straight, long with Acorn cap.
- 10mm Aluminum Stem, Straight, long.
- 10mm Aluminum Stem, 90° bend.
- TV430 Metal Stem, Straight, short 14 & 16mm.
- Chrome Valve Stem Caps.
- Green plastic caps. (Denotes Nitrogen Fill)
- Black Plastic replacement caps.
- Valve Stem Cores #9000 short.
- 4 in 1 Valve Stem Repair Tool.



32-7208

## ALUMINUM TIRE VALVE STEMS

Sold each.

- 32-5415 8mm Aluminum Stem, Straight, long, Ducati and Triumph street
- 32-5418 10mm Aluminum Stem, Straight, long.
- 32-2977 10mm Aluminum Stem, Straight, Silver.
- 32-2978 8mm Aluminum Stem Base 90° bend, Silver
- 32-2987 8mm Aluminum Stem Base 90° bend, Black
- 32-2993 10mm Aluminum Stem Base 90° bend, Blue
- 32-3034 10mm Aluminum Stem Base 90° bend, Black
- 32-3037 10mm Aluminum Stem Base 90° bend, Gold



32-5415



32-2977



32-3034



32-2993



32-3037



32-2978

## VALVE STEM CORES

Sold pk/50.

- 32-8214 #9000 short



32-8214



32-9989



32-8195



32-9988

## VALVE STEM CAPS

- 32-8195 Chrome cap pk/100
- 32-8196 Chrome cap pk/25
- 32-9988 Green plastic cap. (Denotes Nitrogen Fill) pk/100
- 32-9989 OEM plastic replacement cap. pk/100

## 4 IN 1 TIRE VALVE STEM REPAIR TOOL

Four function tool inserts and removes cores, repairs inner valve stem threads and chases outer threads.

Sold each.

- 35-4193 4 in 1 Tire Valve Stem Repair Tool



35-4193

## K&L TIRE VALVE STEMS

Original Equipment replacement. Made in Japan. Sold each.

- 32-8224 JS430 Metal Stem, Straight, long 10mm Kawasaki and Yamaha Street
- 32-8209 PVR59A Metal Stem Base, 90° bend, with safety cap Yamaha Street
- 32-8225 PVR70 Rubber Stem Base, 90° bend, with safety cap Honda and Yamaha Street
- 32-8231 PVR70M Rubber Stem Base, 90° bend, with safety cap Honda Street
- 32-8223 TR412 Rubber Stem Base, with safety cap Honda, Kawasaki, Suzuki, and Yamaha ATV/Street
- 32-8212 TR413 Rubber Stem Base, with safety cap Suzuki Street



32-8225



32-8231



32-8224



32-8209



32-8212



32-8223

## METAL VALVE STEMS

For Tubeless Tires. Sold in pk/6 and each.

- 32-8218 Metal Stem, Angled, 10mm diameter pk/6
- 32-8218S Metal Stem, Angled, 10mm diameter each
- 32-8207 Metal Stem, Straight, short 14 & 16mm diameter pk/6
- 32-8251 Metal Stem, Straight, 10mm diameter each
- 32-8217 Metal Stem, Straight, long 10mm diameter pk/6
- 32-8217S Metal Stem, Straight, long 10mm diameter each



32-8218



32-8207



32-8217

## RUBBER VALVE STEMS

- 32-8219 TR413 Straight-Industry pk/6 Fits 453 rim holes, length: 1.250"
- 32-8210 TR412 ATV Short Tire Valve Stem pk/5

32-8210



32-8219

## MOTION PRO VALVE CORE TOOL

Allows for easy removal and installation of valve cores in tube or tubeless tubes. Sold each.

- 35-7980 Motion Pro Valve Core Remover



35-7980

## MOTION PRO VALVE CORE

- 35-7981 Motion Pro Valve Core



35-7981

SHOP EQUIP & TOOLS

HARD PARTS

CARB & FUEL

IGNITION/ELECTRICAL

CONTROL

SUSPENSION

ACCESSORIES



**TIRE TEST TANK**

Find leaks in tires and tubes quickly and easily. Made of durable polyethylene to withstand rugged use. 34" long x 14" width x 12" diameter. NOTE: Black only.

**35-2546** Tire Test Tank



**TREAD DEPTH GAUGE**

Accurately displays depth of tire tread. Calibrated from 0 - 1" in 1/32 inch increments. *Made in the U.S.A.*

**35-9105** Tire Tread Depth Gauge

**MOTION PRO PROFESSIONAL LIQUID FILLED AIR PRESSURE GAUGE**

- Pressure range of 0-60 psi is ideal for checking sport bike tires
- Liquid filled 2.5 in. dial gauge with protective rubber boot
- Accurate to plus/minus 1.5 percent of maximum gauge reading
- Blue anodized 6061 T-6 body with pressure relief valve
- High pressure hose with dual swivels and brass ball type air chuck



**35-8836** 0-60 psi Liquid Filled Pressure Gauge

**MOTION PRO LIQUID FILLED AIR PRESSURE GAUGE HOLDER**

Aluminum Gauge holder designed for use with Motion Pro Liquid Filled Tire Gauges.

Magnet on back allows for quick mounting to any metal surface or it can be used without magnet for permanent mounting.

Eye catching number plate graphics with space for personalized race numbers.



**35-8849** Motion Pro Air Gauge Holder

**LONG REACH INFLATION GAUGE**

This deluxe tire pressure inflator gauge has a pressure range of 10-120 lbs. and comes with a 72" flexible hose with straight dual-foot chuck and a built-in bleeder valve. The extra-long hose allows techs to inflate tires that are being filled in a tire cage. **(37-8483)**. Sold each.

**Note: You Must use the Ball Foot Chuck with Safety Clip (P/N: 35-7841) to lock onto Valve Stem**



**35-8147**

**35-8147** Long Reach Inflation Gauge

**BALL FOOT CHUCK**

Sold each.

**35-7753** Standard tire filler Chuck

**35-7841** Ball Foot Chuck with safety clip



**35-7841**



**35-7753**



**35-9276**



**35-9277**



**35-9274**

**ACCU-GAUGE DELUXE PRECISION TIRE PRESSURE GAUGES**

*\*Dial Gauges shipped UPS GROUND only.*

**14" FLEXIBLE HOSE WITH PUSH BUTTON VALVE RELEASE AND ANGLED CHUCK**

Includes plastic storage case.

**35-9275** 0 - 15 PSI

**35-9276** 0 - 60 PSI

**DIAL TYPE W/ PUSH-BUTTON VALVE RELEASE AND ANGLED CHUCK**

Solid brass precision movement with bronze bourdon tube, (not piston plunger type). Packaged in display card.

**35-9273** 0 - 15 PSI

**35-9274** 0 - 60 PSI

**RUBBER SHOCK ABSORBER COVER**

Fits all Accu-Gauges. Protects gauge from breakage if dropped.

**35-9277** Rubber Shock Absorber Cover

**SYRACUSE PENCIL TIRE PRESSURE GAUGES**

*Made in the U.S.A.* Three top quality models available. Dual calibrated in PSI and kPa. Durable and easily carried. Sold each carded and display assortment with 10 gauges.

**35-0446** 1 - 20 psi. & 10 - 135kPa in 1/2 lb. increments

**35-0447** 10 - 50 psi. & 75 - 340kPa in 1 lb. increments (precision accurate to within 2 psi)

**35-0448** 10 - 50 psi. & 75 - 340kPa in 1 lb. increments (precision accurate to within 1 psi)

**35-0444** Display card with 10 gauges 10 - 50 psi



**35-0444**



SHOP EQUIP & TOOLS

HARD PARTS

CARB & FUEL

IGNITION/ELECTRICAL

CONTROL

SUSPENSION

ACCESSORIES

SHOP EQUIP & TOOLS

HARD PARTS

CARB & FUEL

IGNITION/ELECTRICAL

CONTROL

SUSPENSION

ACCESSORIES



32-1045      32-1046      32-1047      32-1048

**RIM LOCKS** Available for the following rim sizes:

32-1045	1.60"	32-1046	1.85"
32-1047	2.15"	32-1048	2.75"



32-1049      32-1050      32-1051      32-1059

**ALLOY DIE CAST RIM LOCKS**

Aluminum body with molded rubber flap. Locks tires securely to rims. Sold each.

32-1049	1.60"	32-1050	1.85"
32-1051	2.15"	32-1059	2.50"

**Toll Free: 800-727-6767**  
**www.klsupply.com**

**MOTION PRO RIM LOCK NUTS**

Motion Pro rim lock nuts are made from aluminum with a 12mm hex head and will fit on any 8mm rim lock stud. The threads reach further down the extension, making removal and installation quick and easy. Now found on some new motocross models.



32-0942

32-0942 Rim Lock Nuts

**MOTION PRO "LITELOC" RIM LOCKS**

- One piece design of high-strength nylon composite
- Super light and impact resistant
- Includes the Motion Pro aluminum LiteLoc rim lock nut and beveled washer
- Tested 10 to 20 percent stronger than cast aluminum rim locks at half the weight
- Patented design



32-8842 Motion Pro "Lite Loc" Rim Locks (1.60)  
32-8843 Motion Pro "Lite Loc" Rim Locks (2.15)

**MOTION PRO "ARMOR" RIM TAPE**

- Ultra tough and durable material protects tubes
- Won't shift or move like rubber rim strips
- Self-adhesive backed for easy no mess installation
- Pre cut hole for valve stem
- Protects inner tube like no other rim strip
- For 18-19" rims



32-8845 "Armor" Rim Tape



**RIM STRIPS**

Another tire room staple, now available from K&L Supply! 8" to 12" strips are 25mm in width. 14" to 21" are 30mm in width.

**Note: Sold in pack of 12 only**

32-6625	8 inch, Center Valve
32-6626	10 inch, Center Valve
32-6627	12 inch, Center Valve
32-6678	14/15 inch, Center Valve
32-6679	16/17 inch, Center Valve
32-6680	16 inch, Side Valve
32-6681	18/19 inch, Center Valve
32-6682	20/21 inch, Center Valve

**ULTRAFLATE**

Instant controllable tire inflation. Uses inexpensive non-threaded 12g. Co<sup>2</sup> cartridges that are used to adjust tire pressure easily. No more bulky pumps or compressors. Includes one pump and 12g. Co<sup>2</sup> Cartridge.



35-9967	Ultraflate
35-4111	Replacement 12g. CO2 Cartridges pk/3 (Nonthreaded)

35-8979



35-2391



35-8978



**QWIK PLUG KITS**

Easy on-the-wheel repairs for tubeless tires. Clean and quick. **Made in Japan.**

35-8978	Qwik Plug Kit Contains: 2 plugs, 1 plug tool and 1 glue pack
35-8979	Qwik Plug refill Contains: 3 plugs and 1 glue pack
35-2391	Qwik Plug Dealer Kit-refills Contains: 25 plugs per box



***SERVICE CENTER***  
***SECTION 3***  
***Shop Equipment / Supplies***

SHOP EQUIP & TOOLS

HARD PARTS

CARB & FUEL

IGNITION/ELECTRICAL

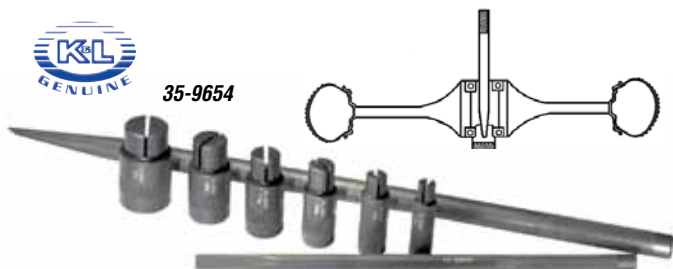
CONTROL

SUSPENSION

ACCESSORIES



35-9654



## K&L WHEEL BEARING REMOVER SET

Eight piece set includes 10/12/15/17/20/25mm split collar adapters with small and large driver rod. Split collar design.

**35-9654** Wheel Bearing Remover Set.

## MOTION PRO WHEEL BEARING REMOVER SET for H-D®



Three piece set includes 3/4", 1" split collar adapters and large driver rod. Split collar design.

**35-5550** Motion Pro Wheel Bearing Remover Set for H-D®.



35-3192

## EXCEL ADJUSTABLE SPOKE TORQUE WRENCH

Excel's new lightweight aluminum bodied Spoke Torque Wrench takes the guessing and fatigue out of building wheels and maintaining the desired tension of your spokes. Tightens all spokes identically to proper torque setting to maximize the highest strength capacity and reduce the likelihood of rim/hub/spoke breakage. Excel's Torque Wrench is easily adjustable with a range of 15-60 inch/lbs. Excel's Torque Wrench kit comes with 5 heads in the most common sizes, including the spline drive head. Additional and replacement heads are available in sizes ranging from 5.1 to 6.9 mm. Comes in handy black composite storage box.

**35-3192** Spoke Torque Wrench

**35-3199** 5.1 mm Adapter

**35-3200** 5.8 mm Adapter

**35-3201** 6.9 mm Adapter

## MASTER BEARING DRIVER SET

This 15 pc set includes drivers from 10 to 72 mm and includes plastic storage case.

**35-6890** Bearing Driver Set



## BEARING RACE & SEAL DRIVER



35-9268

Insert bearing races quickly and straight on the first try. Six disc sizes fit most bearing sizes. To install (drive) seals, turn discs over. Eliminates damage to bearing races. Seven piece kit includes driver handle and the following disc sizes: 40, 45, 50, 59, 63, and 65mm.

**35-9268** Bearing Race & Seal Driver



35-8049

35-7999

35-8021

## MOTION PRO SEAL/BEARING RETAINER TOOLS

Designed to remove & install the rear wheel seal/bearing retainer nut on Honda CR's and XR's. Precision design prevents damage to the retainer nut. 22mm external hex head and 3/8" square drive.

**35-8021** 44mm CR Seal/Bearing Retainer Tool

For use on Honda CR125/250R 84-86, 89-99 and CR500R 84-86, 89-01.

**35-8049** 47mm CR Seal/Bearing Retainer Tool

For use on Honda CR125/250R 87-88, 00-02 and CR500R 87-88.

**35-7999** XR Seal/Bearing Retainer Tool

For use on Honda XR250R 84-91, XR350R 83-85, XR500R 81-84, XL600R 83-87, XR600R 85-00 and XR650L 93-00.



35-8581

## ATV BALL-JOINT SOCKET

This tool is designed to remove and install nut on Yamaha YFM350X Warrior.

**35-8581** ATV Ball-Joint Socket (YM-01405)

## NitroPRO NTO-200 NITROGEN TIRE TOP-OFF SYSTEM



35-4879



The NitroPRO NT-200 is the Professional solution for single tire Nitrogen conversion and Top-off applications. The NitroPRO NT-200 membrane performs consistently over a wide temperature range and will not deteriorate in garage environments. The polymer Membranes are fully aged and stabilized before factory shipment to maximize and maintain The NitroPRO NT-200's high Nitrogen purity and performance for the life of the cartridge. The NitroPRO NT-200 is the perfect tool for these Nitrogen Inflation applications:

- Individual Tire applications / conversions
- Tire top-Offs
- Motorcycle, ATV, UTV's (Suspension & Tires)
- Bicycles
- Lawn & Garden Equipment
- RV's
- And Much More!

### 35-4879 NitroPRO NT-200 Filling Wand

#### The NitroPRO NT-200 Specifications:

Inlet Pressure:	160 psi (MAX)
Max Tire Pressure:	50% of Inlet Pressure
Temperature range:	-4°F to 122°F
Nitrogen Capacity:	1.8 CFM@ 68F (@145 psi Inlet Pressure)
N2 Purity:	95% (average)
Overall Weight:	2.6lbs
Dimensions:	25.2" x 9.1" x 3.5"

## TABLETOP DIGITAL SCALE

This highly accurate tabletop scale is perfect for weighing small parts and components in grams or ounces.

- Accurate to within 2g/ 1000g, 2g/ 2000g, 3g/ 3000g
- Tare feature to exclude weight of container
- Switches easily between grams and ounces
- 3000 gram (106 oz) capacity
- Battery included (one of size CR2032)



35-1510

### 35-1510 Park Tools - Tabletop Digital Scale

## K&L MOBILE BENCH

Use as a combination workbench, tear-down table and tool storage facility. Table comes with heavy duty 4" casters (2 rigid & 2 locking swivel). The Table top features a drain hole. Shipping weight: 170 lbs.

### 37-2928 K&L Mobile Bench-Blue

### 37-2924 K&L Mobile Bench-Red



37-2924  
(Red)



37-2928  
(Blue)

## MOTION PRO NITROGEN SHOCK GAUGE



35-5963

Precision calibrated gauge with bleed valve and plunger pin chuck for accurate pressure adjustment. (Does not connect to nitrogen cylinder)

**35-5963** Motion Pro Nitrogen Shock Gauge for checking and adjusting pressure.

**35-5988** Nitrogen Needle: used to charge shocks with self-sealing rubber valves—(some Yamaha & Ohlin models) Adapts to 35-5963 Nitrogen Shock Gauge by replacing hose.



37-9907

## K&L REGULATED NITROGEN FILLING SYSTEM

Nitrogen filling system with regulator to precisely control pressurization. High pressure schrader extension allows access to recessed schrader valves; 350 psi max. output is limited by an ASME certified relief valve. High pressure schrader adapter completes the system. Nitrogen Tank Not Included

### 37-9907 K&L Regulated Nitrogen Filling System

## SCHRADER TO NEEDLE ADAPTER

For suspension systems which use a self sealing bladder. Features a schrader inlet with a needle holder outlet.

### 37-5930 Schrader to Needle Adapter



37-5930

## HIGH PRESSURE SCHRADER VALVE CORES

Pack of 10 high pressure schrader valve cores. Rated to 550 psi.

### 37-9920 High Pressure Schrader Valve Cores

**NOTE: Standard cores should not be used due to their 200 psi rating.**



37-9920

## HIGH PRESSURE SCHRADER VALVE EXTENSION

High pressure schrader valve extension. 1" effective length extension for use with 37-9907 N2 system. Allows access to recessed schrader valves. Rated in excess of 600 psi.

### 37-9913 High Pressure Schrader Valve Extension



37-9913

SHOP EQUIP & TOOLS

HARD PARTS

CARB & FUEL

IGNITION/ELECTRICAL

CONTROL

SUSPENSION

ACCESSORIES

## RAPIDAIR COMPRESSED AIR ROUTING SYSTEM

The RapidAir system offers an easy and flexible way to customize any Service Department to your specifications. RapidAir is a complete compressed air distribution system that easily installs beneath walls of new buildings, or on wall surfaces of existing shops. This compressed air piping system is designed for a lifetime of service. Imagine putting air lines exactly where you want them, just like electrical outlets, with no more dragging hoses across the shop to your work area. Even better, no special tools are required. Simply push the tubing into the fitting until seated; tubing is removed by pushing on a release button.

### BENEFITS:

- No special tools/skills needed for installation
- Can be run thru the wall for clean look (check local building codes before installation)
- Short installation time & inexpensive materials
- Corrosion free tubing and fittings
- Aluminum outlet blocks give a clean professional look



Made in USA

SHOP EQUIP & TOOLS

HARD PARTS

CARB & FUEL

IGNITION/ELECTRICAL

CONTROL

SUSPENSION

ACCESSORIES

### AIR COMPRESSOR MANIFOLD

Starting point for your system. Includes 3/8in. NPT fitting to mount to air regulator. Can be configured for surface or hidden mounting. Includes four 3/8in. NPT straight fittings, 2 union elbows and a 3/8in. NPT plug



37-8798 Compressor Manifold

### AIR COMPRESSOR OUTLET

Outlet features a versatile design that allows user to configure outlet for wall or ceiling mount and hidden or surface mount. Includes 3/8in. NPT straight fitting, union elbow, hand valve, 1/4in. NPT nipple, 1/4in. NPT 45° fitting and 3/8in. NPT plug



37-8797 Air Compressor Outlet

## NITROGEN TIRE FILLING STATION

### Features:

Nitrogen is best way to extend the life of your tires on and off the track. Nitrogen dissipates water, keeping moisture out of the inside of your tires. Nitrogen does not expand and contract, so tires will not deflate as with normal air, and wear and tear on the tire carcass is minimized. No electricity required, simply plug in compressed air (26 liters/min) and go.

### Specifications:

- Nitro Technik Machine
- Tank Capacity: 21 Gallons
  - Max air pressure 199 p.s.i.
  - Dimensions 17" x 14" x 46"
  - Weight 112 lbs

35-0371 Nitrogen filling system

35-0372 Filler gauge (optional)

32-9988 Green plastic replacement cap. (Denotes Nitrogen Fill)pk/100



### NYLON TUBING AIR COMPRESSOR LINE

- 100 ft roll comes with tubing cutter
- 150 psi working pressure
- Compressor oils do not effect line
- 1/2" outside diameter

37-8799 Air Compressor Line, 100'



37-8800  
3/8 NPT Straight



37-8813  
Union Elbow



37-8801  
Tee Fitting

### MASTER START-UP KIT

This is the starting point for your own custom installation in one convenient package that includes the following:

- One Manifold Kit (37-8798)
- 2 Outlet Kits (37-8797)
- 100 ft of 1/2" line with tubing cutter (37-8799)

37-8796 RapidAir Start-Up Kit



37-8796

### MAXLINE AIR 1/2" KIT

This kit includes the following:

- One Manifold Kit
- 1 Tee, Tools
- Air outlet kit, 100 ft of 1/2" Tubing

37-8790 Maxline Air 1/2" Kit



37-8790

### MAXLINE AIR 3/4" KIT

This kit includes the following:

- 3 Outlet kits,
- 2 Tee, 1 Male Str, 20 Clips
- Bevel and Cutter Tool,
- 100 ft of 3/4" Tubing

37-8793 Maxline Air 3/4" Kit



37-8793

37-8160



**5 GALLON PORTABLE AIR TANK**

Air to go! This tank is perfect to bring on site when you don't want long lengths of hose to trip over. Great to top off customers' tires without having to roll bikes into service. Make sure to have one of these in your Service Department, you'll be glad you did.

37-8160 5 Gallon Portable Air Tank

**PORTABLE AIR TANK REPAIR KIT**

This convenient kit includes the necessary parts to repair the 37-8160 portable air tank. Kit includes: Brass manifold, 0-200 psi gauge and 4 ft. air hose with filler chuck.



37-8163 Portable Air Tank Repair Kit

37-8163

**1/8" NPT MALE THREAD TIPS FOR BLOW GUN**

35-8536 Needles Tip Kit: five assorted nozzles- .134", .095", .065", .050" and .042" with storage case.



35-8536



37-8347



Made in USA

**SAND BLAST CABINET WITH DUST COLLECTOR**

Top and side door opening. Thick 18 gauge steel wall construction with steel legs. Cabinet is 37" wide x 25" depth x 59" height. Window measures 7" x 18". Uses 110V power. Trigger gun operation, 14CFM @ 90-100psi. **Made in U.S.A.** Shipping weight 175 lbs.

37-8347 Sand Blast Cabinet

**OPTIONAL ACCESSORIES for 37-8347**

35-5842 Aluminum Oxide-Fast cutting, hard - 50 lbs

35-8329 Glass Beads-Light, dust free - 50 lbs

37-8356 Glass Bead Media-100/170 grit - 50 lbs

35-8531 Recoil Air Hose, 12' length, yellow

35-8533 Recoil Air Hose 25' length, yellow with swivels

**AUTOMATIC HOSE REEL**



35-8535



Hose withdraws freely from reel and retrieves quickly and positively. Ratchet holds hose at any desired length until released. Easily installed on ceiling, wall or floor.

35-8535 Automatic Hose Reel with 50' of 3/8" hose. Shipping weight 22 lbs.



35-8533



35-8531

**RECOIL NYLON AIR HOSE**

Rated for working pressures to 200 PSI. Both ends swivel 360 degrees. Automatically retracts when not in use. Hose I.D. is 1/4" by 1/4" NPT swivel fitting.

35-8531 Recoil Air Hose, 12' length with swivels

35-8533 Recoil Air Hose, 25' length with swivels

**BALL FOOT CHUCK**

Sold each.

35-7753 Standard tire filler Chuck

35-7841 Ball Foot Chuck with safety clip



35-7753



35-7841



35-8548 Rubber Tip



35-8549


**RUBBER TIPPED BLOW GUN Without safety bypass**

Excellent for cleaning delicate surfaces where a metal tip might scratch or otherwise harm critical areas. **Caution: Do Not Use on compressed air lines where pressure at the gun exceeds 30 PSI.**

35-8548 Rubber Tipped Blow Gun

35-8549 Replacement Rubber Tip only

**AIR LINE FILTER**



35-8751

Provides effective filtration against liquid and solid particles entering compressed air systems. Sold each.

35-8751 Air Line Filter

SHOP EQUIP & TOOLS

HARD PARTS

CARB & FUEL

IGNITION/ELECTRICAL

CONTROL

SUSPENSION

ACCESSORIES

## K&L LIFT/WORK STAND ACCESSORY BRACKET

Work Stand Accessory Bracket Eliminates the need for any of the Park Tool mounting brackets. This Bracket slides into any K&L Lift with a square slot in the Lift platform! It is also designed to mount the K&L Gas/Fan Caddy (P/N:35-8166) to any K&L Lift!




**35-0181** Lift Accessory Bracket

The K&L Accessory Bracket with the Work Stand is perfect for jobs like Installing Fork Seals!



**35-0181** Work Stand Accessory Bracket Eliminates the need for any of the Park Tool mounting brackets.



This Bracket slides into any K&L Lift with a square slot in the platform!



**35-0181**

## PARK TOOL WORK STAND

The Work Stand is designed to safely and securely hold odd shaped components such as fork stanchions, sliders, carbs, rear shocks, pistons, etc. The 360° rotation of the clamp makes servicing from all angles a breeze. These Work Stands feature adjustable clamping pressure for components up to 4 inches (100mm) in diameter. Non-marring, replaceable jaw inserts provide a firm grip on items up to 80 lbs.

- 35-5997** PRS-3MLB Work Stand. Height Adjusts from 50 to 60 " Includes aluminum tool tray. **Note: Base not included.**
- 35-5998** Floor Plate for 35-5997. Allows it to not be mounted to the floor.
- 35-5999** Floor Plate for 35-5997. Allows stand to be mounted to any flat surface. **Will Not convert PRS-3MLB to a freestanding unit.**
- 35-5000** PRS-4M Bench Mounted Work Stand. Attaches easily to any flat surface. **(fasteners not included)**
- 35-4999** PRS-4WM Wall Mounted Work Stand. Designed to easily mount to any post or wall stud. **(fasteners not included)**
- 35-4990** Replacement Jaw Covers for all workstands shown (Sold in pairs)

**35-5997** Work Stand



**35-5000** Bench Mounted Work Stand



**35-4999** Wall Mounted Work Stand



**35-5999** Base Plate, Sold Separately



**Tool Up for Profit™**  
[www.klsupply.com](http://www.klsupply.com)

SHOP EQUIP & TOOLS

HARD PARTS

CARB & FUEL

IGNITION/ELECTRICAL

CONTROL

SUSPENSION

ACCESSORIES



## ADJUSTABLE FORK SEAL DRIVER

Adjustable fork seal driver Sold each.

- 35-7998** Adjustable Fork Seal Driver fits 38mm to 52mm fork seals!
- 35-7989** Adjustable Fork Seal Driver fits 26mm to 36mm fork seals!



35-7998

38mm-52mm Adjustable

35-7989

26mm-36mm Adjustable



52mm

35-6466

## SPLIT FORK SEAL DRIVER FOR YAMAHA V-MAX

Split fork seal driver fits 52mm fork seals used on 09-11 V-Max. Sold each.

- 35-6466** Split Fork Seal Driver for V-Max



Visit for Demos!

forktools.klsupply.com

## MOTION PRO FORK SEAL DRIVER TOOL

Designed for easy installation of most fork seals on either conventional or inverted forks. The weight of each driver is approximately 25oz. Manufactured from CAD-II plated carbon steel and feature a split design. Sold individually. **Made in U.S.A.** Available in the following sizes:

- |                     |                              |
|---------------------|------------------------------|
| <b>35-0932</b> 39mm | <b>35-1973</b> 45mm          |
| <b>35-1970</b> 41mm | <b>35-0928</b> 46/47mm combo |
| <b>35-1972</b> 43mm | <b>35-0931</b> 49/50mm combo |



35-7521

## K&L ADJUSTABLE SPLIT FORK SEAL DRIVER SETS

Replace fork seals without removing the fork tube from the T-clamp.

- 35-7521** Adjustable Split Fork Seal Driver Set (35mm - 46mm)  
Set includes: one Split Seal Driver and seven Seal Guides: 35mm, 36mm, 38mm, 41mm, 43mm, 45mm, & 46mm.
- 35-7571** Large Adjustable Split Fork Seal Driver Set (47mm-50mm)  
Set includes: one Split Seal Driver and three Seal Guides: 47mm, 48mm, 49mm, & 50mm.
- 35-7568** Adjustable Split Fork Seal Driver Set, Harley-Davidson®  
Set includes: one Split Seal Driver and three Seal Guides 35mm, 39mm, 41mm. Use for OEM H-D® KYB & Showa forks.

## REPLACEMENT SEAL GUIDES (ADAPTERS) Sold each.

- |                     |                     |
|---------------------|---------------------|
| <b>35-7522</b> 35mm | <b>35-7538</b> 45mm |
| <b>35-7523</b> 36mm | <b>35-7565</b> 46mm |
| <b>35-7559</b> 38mm | <b>35-7567</b> 47mm |
| <b>35-7566</b> 39mm | <b>35-7572</b> 48mm |
| <b>35-7560</b> 41mm | <b>35-7569</b> 49mm |
| <b>35-7562</b> 43mm | <b>35-7570</b> 50mm |



## REPLACEMENT SPLIT SEAL DRIVERS Sold each.

- 35-7576** Split Seal Driver-fits 35, 36, 38, 39, 41, 43, 45 & 46mm adapters
- 35-7577** Split Seal Driver-fits **35-7567** (47mm), **35-7569** (49mm) & **35-7570** (50mm)

## K&L 48MM SEAL DRIVER



35-0948

Our most popular single-size split seal driver, fits many late-model dirt bikes with inverted forks. (YM-A0948-A)

35-0948 K&L 48mm Split Driver

## MOTION PRO FORK SEAL BULLETS

These fork seal bullets protect the fork seal and wiper of inverted forks from damage by the bushing groove during installation. Eliminates the need to wrap the fork tube with tape. Sold as a six piece set.



35-7578

- 35-7578** Motion Pro Fork Seal Bullets.  
Includes six seal guides: 36mm Red, 41mm Blue, 43mm Green, 45mm Yellow, 46mm Black, and 47mm White

## MOTION PRO FORK OIL LEVEL GAUGE



35-1974

The perfect tool for the shop or home mechanic. This tool allows easy and accurate fork oil level measurement, adjustment and fine tuning.

- 35-1974** Motion Pro Fork Oil Level Gauge

SHOP EQUIP & TOOLS

HARD PARTS

CARB & FUEL

IGNITION/ELECTRICAL

CONTROL

SUSPENSION

ACCESSORIES

SHOP EQUIP & TOOLS

HARD PARTS


CARB & FUEL

IGNITION/ELECTRICAL

CONTROL

SUSPENSION

ACCESSORIES



## SHOCK SEAL BULLET TOOL


"Bullet Tools" make seal head installation onto shafts quick and easy.

<b>35-8677</b>	TSSB125	12.5 x 10mm Shock Seal Bullet
<b>35-8678</b>	TSSB14	14 x 12mm Shock Seal Bullet
<b>35-8679</b>	TSSB16	16 x 12mm Shock Seal Bullet
<b>35-8685</b>	TSSB18	18 x 16mm Shock Seal Bullet
<b>35-8686</b>	TSSB1812	18 x 12mm Shock Seal Bullet

## FORK SPRING COMPRESSOR TOOL

This unique fork spring compressor is designed to work on most current sport bikes and road racers. It allows the spring to be compressed while the fork cap is removed from the rod. It can be used on or off the bike on most models.

<b>35-8680</b>	Fork Spring Compressor Tool TFSC01
<b>35-2764</b>	Soft-Face Protectors, set of 2



Soft-face protectors in use on Fork Spring Compressor (TFSC01), K&L# 35-8680

## SOFT-FACE PROTECTORS

These aluminum protectors help prevent damage to fork spring spacers. Designed to work with Race Tech TFSC01 Fork Spring Tool. (K&L# 35-8680). Sold in pairs

<b>35-2764</b>	Soft-Face Protectors
----------------	----------------------




## SHOWA FORK CAP REMOVAL TOOL- MOTION PRO

- For removing the fork cap and compression cartridge on twin chamber Showa forks found on late model Honda, Kawasaki, and Suzuki off-road motorcycles
- Outer ring fits 50 mm octagonal fork cap
- Inner body holds cartridge so it can be removed from fork cap
- Outer ring can be clamped in vise to hold fork cap securely while cartridge is being removed
- Provides more secure grip on fork cap and cartridge, reducing risk of damage
- Easier and faster to use than any other tool now available
- Billet 6061 aluminum construction with anodized blue finish
- 1/2 inch square drive
- Limited lifetime warranty
- Patent pending
- Made in USA



<b>35-4211</b>	Showa Fork Cap Tool
----------------	---------------------

## SHAFT HOLDING TOOLS (VISE INSERTS)



Holds fork damping rods, cartridges, shock shafts, etc. while servicing. NOTE: Made of solid aluminum. Sold each.

<b>35-8672</b>	TFSH10 Shaft Holding Tool 10, 12, 12.5, & 14mm (For Damping Rods)
<b>35-8673</b>	TFSH14 Shaft Holding Tool 14, 16, & 18mm (For Shock Shafts)
<b>35-8674</b>	TFSH20 Shaft Holding Tool 20, 24, & 29mm (For 20 & 25mm Fork Cartridges)
<b>35-8675</b>	TFSH32 Shaft Holding Tool 32 & 35mm (For 28 & 32mm Fork Cartridges)

## ALUMINUM VISE INSERT

Aluminum Vise Insert provides a safe way to hold small suspension shafts and fittings securely without damage. Aluminum jaws have three machined openings to hold shaft from 7mm to 15mm. Bridge spring allows the tool to automatically open.

**35-4302** Aluminum Vise Insert



## FRONT FORK CAP SOCKET

Designed to remove and install Yamaha front fork caps with female hex head. Sold each.

<b>35-8571</b>	17mm Fork Cap Socket
----------------	----------------------



6 Point Hex

## SHOCK SEAL HEAD SETTING TOOL

Allows easy removal and installation of all 40 - 46mm integral shock seal head assemblies.

<b>35-8676</b>	Shock Seal Head Setting Tool TSSS01
----------------	-------------------------------------

35-8676



## OHLINS FORK CAP TOOL

Special tool for Ohlins brand forks with pin-type fork caps. Rubber cushion prevents damage when removing and installing the cap.

<b>35-7856</b>	Ohlins Fork Cap Tool
----------------	----------------------

35-7856



SHOP EQUIP & TOOLS

HARD PARTS

CARB & FUEL

IGNITION/ELECTRICAL

CONTROL

SUSPENSION

ACCESSORIES



**FORK DAMPER ROD TOOLS** Sold each.

- 35-7995** Combination Fork Damper Tool  
Designed to hold the damper rod during assembly & disassembly of Honda XR400's or Suzuki DR-Z400S. One end features spanner type prongs for the XR400 and the other a 27mm hex for Suzuki.
- 35-1964** Combination Damper Rod Fork Tool  
Designed for assembly and disassembly of most inverted Kayaba and Showa 41mm, 43mm, and 45mm forks. Use one end for Kayaba forks and the other for Showa forks. (not required for 91-92 Honda CR models)  
Replaces Yamaha YM-01423, Honda 07PMB-KZ4010A
- 35-01494** Fork Damper Rod Holder YM-01494  
Yamaha KYB Off-Road Forks applications.
- 35-8578** YM-01418 Yamaha 43mm Kayaba Front Forks  
YZ125/250 (1988) YZ490 (88-90), TTR250
- 35-8537** Fork Damper Rod Tool - R6  
YZF-6 03-05 and R-6S 06-09
- 35-8579** Replace with: Fork Damper Rod Holder  
YZF-R6 (06-13), YZF-R1 (09-13). YM-01506  
*Does not fit R6S 06-09*




- 35-8380** Damper Rod Holder 10-12.5mm
- 35-8580** YM-01434 Damper Rod Holder 11-16.5mm  
Yamaha Street XV1700, YZF-R1, YZF-R6  
Yamaha Offroad YZ125/250 models (89-90)

**KTM FORK CAP WRENCH**

Fork cap wrench for WP forks with pin-type caps commonly found on KTM models.


- 35-7816** KTM Fork Cap Wrench



**BPF FORK HOLDING TOOL**

This tool is used to hold the cartridge on Showa Big Piston Forks. These forks are found on late model sportbikes including 2009 and newer ZX-6R and GSX-R 1000 models


- 35-8379** BPF Fork Holding Tool



**K&L FORK DAMPER ROD BLEED TOOL SET**

This tool threads on to damper rod and allows better control of bleeding. Works on most Japanese applications.

- 35-8703** K&L Fork Damper Rod Bleed Tool Set  
Includes 3 adapters: 9 x 1.0mm, 10 x 1.0mm, and 12 x 1.25mm



**FORK DAMPER ROD HOLDERS**

Holds damper rod when disassembling and assembling front forks. Provides a positive means of holding the inner damper rod while removing the bolt from the bottom of the fork leg. Sold each.

- 35-8577** 24mm Hex YM-01328-Yamaha 38mm Kayaba forks, YZ125 (81-83), IT175 (82-83), IT250 (81-82) YZ250 (77-80), YZ400 (77-79), IT465 (81-82)
- 35-8572** 27mm Hex YM-01388,  
Fits: XVS650 V-Stars
- 35-8583** 29mm Hex YM-33962  
Fits: TT600, V-Max(93-07)
- 35-8576** 30mm Hex YM-01327-Yamaha 43mm Kayaba forks, YZ125 (84-87), YZ250 (81-87) IT250 (1983) YZ490 (82-87)
- 35-8582** 32mm Hex YM-33289 32mm Hex Wrench
- 35-01525** 41MM Retainer Nut Wrench YM-01525  
FJR1300 (03-12), XTZ12 Super Tenere (12-13)
- 35-0668** Tool 25-Kawasaki applications



**FORK CAP WRENCH 46 / 50MM**

Designed to remove the front fork caps on late model Honda CR's and Suzuki RM's. Can also be used for adjusting compression stack on late model RM's. One end of wrench is 46mm, the other is 50mm. Sold each.

- 35-7883** Fork Cap Wrench 46/50mm

Applications:  
Honda CR250 (97-00), Suzuki RM125/250 (96-00). Also removes compression adjuster assembly on Suzuki RM125/250 (98-00).

SHOP EQUIP & TOOLS



**RACE TECH**

**SHOCK CLIP PICK** 35-2535

Here's a well-designed tool that makes removing shock retaining clips a safe and simple procedure. The hardened steel construction allows you to get behind the round wire clips without marring the shock body.

35-2535 Shock Clip Pick TSCP01

HARD PARTS



**SHOCK PRELOAD NUT TOOL** 35-6460

This specially shaped tool is great for those bikes where a traditional preload wrench just won't fit. The tip of the tool is angled to properly fit into the notches of the preload collar.

CARB & FUEL

35-6460 Shock Preload Nut Tool

IGNITION/ELECTRICAL



35-6464

35-6462

35-6467

35-6468

CONTROL

**SHOCK SPANNERS**

Forged steel alloy tool used to loosen and tighten the shock ring nuts on rear shocks. Designed for shop or home use. Available in 40-45mm, 60-65mm, 80mm and 100mm sizes for most applications.

35-6462 Shock Spanner (40-45mm)

35-6464 Shock Spanner (60-65mm)

35-6467 Shock Lock Nut Wrench (80mm)

35-6468 Shock Lock Nut Wrench (100mm)

SUSPENSION




35-5971

**HONDA ATC / MX SHOCK SPANNER WRENCH**

This heavy duty tool is made of heat treated alloy and is designed for shop use. Fits Honda ATC200X, 250R, 350X, and MX models.

35-5971 Honda ATC / MX Shock Spanner Wrench

ACCESSORIES



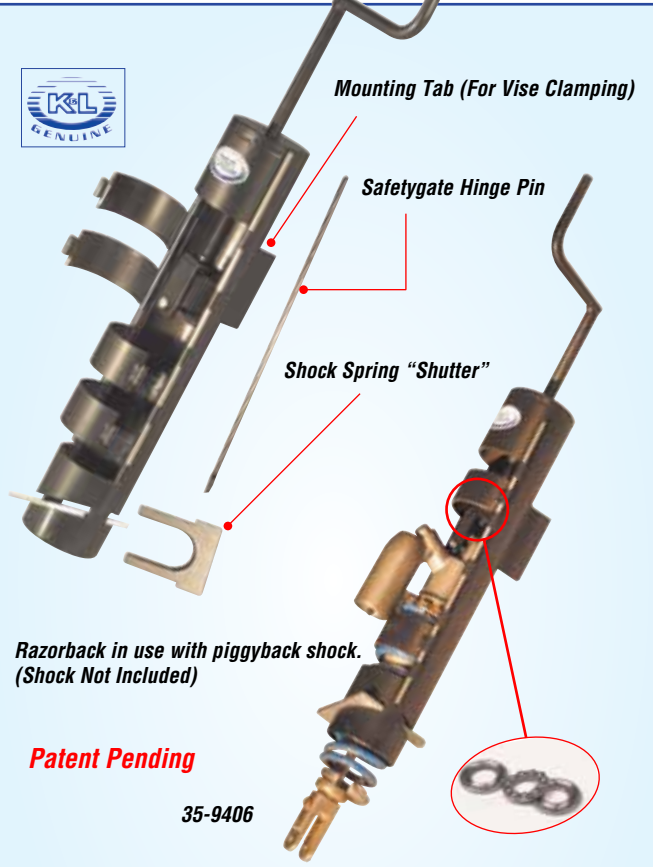
**MOTION PRO T-STEM NUT WRENCH & BEARING ADJUSTMENT SPANNERS**

Wrench allows for loosening/adjustment of the T-Stem nut and steering bearings on late-model motocross bikes. Spanner end allows adjustment of the T-Stem bearings without removing the triple clamps. Sold each.

35-7813 T-Stem Wrench, Hon 32mm

35-7814 T-Stem Wrench, Kaw 32mm

35-7818 T-Stem Wrench, Yam 30mm



**K&L GENUINE**

Mounting Tab (For Vise Clamping)

Safetygate Hinge Pin

Shock Spring "Shutter"

Razorback in use with piggyback shock. (Shock Not Included)

Patent Pending

35-9406

**K&L RAZORBACK SHOCK SPRING TOOL**

The Razorback is the Shock Spring Tool that does it all. Single Shocks, Dual Shocks, even Piggyback Reservoir shocks can be safely handled with this tool. Its safetygate system encloses the entire shock while the spring is being compressed, eliminating the chance of a spring breaking free under load. The Razorback even has a tab for clamping in your bench vise, making spring changes safe, simple, and profitable.

35-9406 Razorback Shock Spring Tool

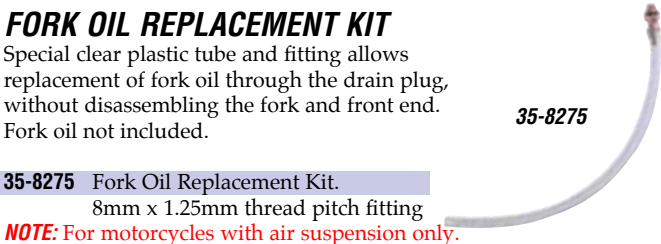


35-8671

**SHOCK SPRING COMPRESSOR**

Provides easy removal and installation of most shock springs without touching the spring collars. Features safety shaft locking device.

35-8671 Shock Spring Compressor TSSC01



**FORK OIL REPLACEMENT KIT**

Special clear plastic tube and fitting allows replacement of fork oil through the drain plug, without disassembling the fork and front end. Fork oil not included.

35-8275

35-8275 Fork Oil Replacement Kit.  
8mm x 1.25mm thread pitch fitting

**NOTE: For motorcycles with air suspension only.**



**STEERING RACE REMOVER**

Steering Race Remover makes head tube bearing race removal easy. Tool is designed to be pulled through the steering tube until the flared ends snap in behind the race. A blow on the tool head removes the race. Two sizes fit most bikes with bearing races from 25 mm. to 55 mm. I.D.

**35-4509** Steering Race Remover 25-38 mm

**35-4288** Steering Race Remover 38-55 mm

35-4288

**STEERING STEM RACE PULLER**

This tool expands to grab the steering race allowing the use of a drift punch to remove the race from the frame. 30 to 68mm range.

**35-4506** Steering Stem Race Puller

35-4506



**STEERING BEARING INSTALLER**

A new approach to steering bearing installation! This system utilizes specially designed aluminum inserts to quickly and accurately install lower steering bearings.

Simply choose the correct insert, slide the setting driver over the steering tube, and tap the bearing into place with a hammer. Comes with inserts & driver.

**35-4544** Steering Bearing Installer Tool



35-4544



**STEERING RACE PRESS**

Steering Race Press easily and accurately presses in steering stem races. Eliminates damage and misaligned bearing races. Helps prevent dented and chipped frames. The heat-treated bushings (included) provide a precise fit and alignment for most brands.

**35-4287** Steering Race Press



35-4287

**STEERING STEM WRENCH**

For loosening and tightening of steering stem nut. Spanner adjusts to fit most bikes.

**35-9472** Steering Stem Wrench



35-9472



35-7839

**ADJUSTABLE STEERING NUT WRENCH**

Adjustable steering nut wrench for scooters and small dirt bikes. Small size fits in tight spaces.

**35-7839** Adjustable Steering Nut Wrench

**BEARING RACE & SEAL DRIVER**

Insert bearing races quickly and straight on the first try. Six disc sizes fit most bearing sizes. To install (drive) seals, turn discs over. Eliminates damage to bearing races. Seven piece kit includes driver handle and the following disc sizes: 40, 45, 50, 59, 63, and 65mm.

**35-9268** Bearing Race & Seal Driver



35-9268

SHOP EQUIP & TOOLS

HARD PARTS

CARB & FUEL

IGNITION/ELECTRICAL

CONTROL

SUSPENSION

ACCESSORIES

SHOP EQUIP & TOOLS

HARD PARTS

CARB & FUEL

IGNITION/ELECTRICAL

CONTROL

SUSPENSION

ACCESSORIES

## KTM HEIM JOINT TOOL

By Motion Pro

Removes and replaces KTM Heim joints (# 50304090044) or after market equivalents. Aligns Heim joint for easy installation, the built in stop correctly centers Heim joint in swing arm. Aligns and installs Heim joint seals.



35-5845

Handle includes retention o-ring to hold Heim joint adaptors and Heim joint bearing in place

35-5845 Motion Pro KTM Heim Joint Tool

## FOUR IN ONE HEX AXLE TOOL (ALUMINUM)

This Tool fits the internal hex on many late model sport bike axles and some dirt bikes. The light weight alloy tool is perfect for packing on trips. It features metric hex sizes of 17, 19, 22 & 24mm, and has 3/8 in. square drive on both ends. Sold each.



35-3601

35-3601 Four in one Hex Axle Tool

## FOUR IN ONE HEX AXLE TOOL (STEEL)

This Tool fits the internal hex on many late model sport bike axles and some dirt bikes. It features metric hex sizes of 17, 19, 22 and 24mm, and has 3/8 in. square drive on both ends. The solid steel construction means it's much less prone to stripping the tool or the axle. Sold each.



35-2297

35-2297 Hex Axle Tool (Steel)



35-4108

## 9PC IMPACT ALLEN SET 6-19mm

Impact quality short allen socket set 6mm to 19mm sizes are great for tire changing and engine inspection plug removal. Short length helps prevent damage to soft aluminum inspection plugs. Wide range of sizes reduces tools needed during tire changes. Fits 6mm pinch bolt up to 19mm front axle in 1 set.

35-4108 9PC Impact Allen Set 6-19mm

## HANDLEBAR AND SUBFRAME STRAIGHTENER

The Handlebar and Subframe Straightener is a versatile and innovative tool. Vinyl coating on the hook and the fulcrum pad helps protect all painted surfaces. Full 8 inches of adjustment with open hook design.



35-4286

35-4286 Handlebar & Subframe Straightener



## MOTION PRO SPANNER NUT SOCKETS

- Used for removal and installation of spanner (castle) lock nuts
- Premium quality high carbon steel
- Heat treated for strength and durability
- Durable hot black oxide finish




- 35-8927 Spanner Socket : Suzuki Swing Arm Suzuki tool 09940-14970
- 35-8928 Spanner Socket : Suzuki Frame Suzuki tool 09940-14980 and 09940-14990
- 35-8929 Spanner Socket : Yamaha Frame Yamaha tool YM-01507
- 35-8930 Spanner Socket : Kawasaki Frame Kawasaki tool 57001-1450 and 57001-1597
- 35-8931 Spanner Socket : Honda Frame Honda tool 07VMA-MBB0100
- 35-8933 Spanner Socket : Suzuki Swing Arm Suzuki tool 09940-14940

HONDA	YEARS	MOTOR MOUNT	SWING ARM
CBR600RR	07-14	35-8931	---
CBR1000RR	08-14	35-8931	---

KAWASAKI	YEARS	MOTOR MOUNT	SWING ARM
ZX600J Ninja ZX-6R	00-04	35-8930	---
ZX600J ZZR600	05-08	35-8930	---
ZX600K/M/N ZX-6RR	03-06	35-8930	---
ZX600P/R ZX-6R	07-12	35-8930	---
ZX636B/C/D ZX-6R	03-06	35-8930	---
ZX636E ZX-6R	13-14	35-8930	---
ZR750L Z-750 (European)	07-10	35-8930	---
ZX900F ZX-9R	02-03	35-8930	---
KLZ1000A Versys (European)	12-14	35-8930	---
ZR1000A Z-1000	03-06	35-8930	---
ZR1000B/D Z-1000	07-13	35-8930	---
ZX1000C/D ZX-10R	04-07	35-8930	---
ZX1000E/F ZX-10R	08-10	35-8930	---
ZX1000G Ninja 1000	11-13	35-8930	---
ZX1200C ZZR1200	2002	35-8930	---
ZG1400A/B/C/D Concours	08-13	35-8930	35-8930
ZX1400A/C/E ZX-14R	06-13	35-8930	35-8930

SUZUKI	YEARS	MOTOR MOUNT	SWING ARM
GSX-R600V-K2	97-02	35-8928	---
GSX-R600K3-K5	03-05	35-8928	35-8927
GSX-R600K6-L4	06-14	35-8928	35-8933
DL650/A V-Strom	04-12	35-8928	35-8933
SV650/S/A	99-08	35-8928	35-8933
GSX-R750T-K2	96-02	35-8928	---
GSX-R750K3-K5	03-05	35-8928	35-8927
GSX-R750K6-L4	06-14	35-8928	35-8933
DL1000/A V-Strom	02-14	35-8928	35-8933
GSX-R1000K1-K2	01-02	35-8928	---
GSX-R1000K3-K4	03-04	35-8928	35-8927
GSX-R1000K6-L4	05-14	35-8928	35-8933
SV1000/S	03-08	35-8928	35-8927
TL1000R/S	97-03	35-8928	35-8927
GSX1300R Hayabusa	99-03	35-8928	---
GSX1300R Hayabusa	04-13	35-8928	35-8927

YAMAHA	YEARS	MOTOR MOUNT	SWING ARM
YZF-R6	06-13	---	35-8929
YZF-R1	07-13	---	35-8929



50.9mm O.D.  
38.2mm O.D.  
34.6mm O.D.

**MOTION PRO SWINGARM BEARING TOOL**

This tool is designed for installation of the swingarm bearings on late model Japanese motorcycles. Using the correct size insert (various sizes included in kit) and the puller, the bearing can be installed into the swingarm. Sold as a kit.

**35-0213** Motion Pro Swingarm Bearing Tool

**MOTION PRO COMPRESSION BOLT REMOVAL TOOL FOR KTM**

This tool fits 2007 and 2008 KTM with White Power 4860 MXMA CC forks, and is designed for removing and installing the compression valve assembly from the fork cap. Tool also allows you to properly torque the compression valve assembly during installation. 17mm head, made of 6061 T-6 aluminum.



**35-5811** Motion Pro Bolt Removal Tool



35-5820

35-5823

**MOTION PRO 49 AND 50MM FORK CAP WRENCHES**

**35-5820** 50 mm, 6 point box wrench for removing the fork cap (cartridge) on WP 4860 MXMA dual chamber closed cartridge (WP USD 48 mm) forks on late model KTM's 12 mm slot for holding the damper rod for removing the rebound bolt.

**35-5823** 49 mm, 8 point box wrench for removing the fork cap (cartridge) on dual chamber closed cartridge forks on late-model Yamaha's & Honda's (2010 Honda CRF250R uses 35-7803 Fork cap wrench)



35-0968



35-2476

35-2477

**MOTION PRO ATV AXLE WRENCHES**

Heavy duty shop tools made of heat treated steel. Four different models available:

**35-0968** Yamaha ATV Axle Wrench 50mm axle nut  
Fits YFS200 Blaster, YFB250 Timberwolf, YFM350 Big Bear, YFM350X Warrior, & YZF350 Banshee

**35-2476** Honda ATV Axle Wrench 41mm

**35-2477** Kawasaki/Suzuki 46mm axle nut



35-5809

**MOTION PRO FORKTRU FORK ALIGNMENT TOOL**

Easy to use tool for aligning front forks improves handling. Reduces seal and bushing wear and fits most MX and Off-Road motorcycles. Works on 27 mm - 62 mm fork legs and tubes; and forks that are 140 mm to 220 mm on center. Knurled adjustment screws for easy setup

**35-5809** Motion Pro ForkTru Fork Alignment Tool


**SAG MASTER™ SAG TOOL**

The Sag Master makes measuring "Race Sag" fast, easy, and accurate.



35-8681

**35-8681** Sag Master™ SagTool



**MASTER CYLINDER FLEX-HONE (320 GRIT)**

Aluminum oxide, 320 grit for honing aluminum cylinders. Use brake fluid for honing fluid. Sold each.

<b>35-9107</b> 10mm	<b>35-9108</b> 11mm	<b>35-9114</b> 14mm
<b>35-9119</b> 16mm	<b>35-9126</b> 18mm	<b>35-9130</b> 19mm( 3/4")

**FLEX-HONE FOR ROTORS**

Flex Hones for Rotors produce the ideal finish on brake rotors and flywheels.

- Produces a non directional pattern
- Lower harmonic vibrations
- Ideal for new or re-turned rotors and flywheels.
- More rotors per hone-lasts much longer than abrasive pads. Sold each.

Available in the following grit sizes:

<b>35-1916</b> 60 Coarse
<b>35-1917</b> 120 Medium
<b>35-1918</b> 240 Fine



**PB-1 PORTABLE WORKBENCH**

The PB-1 is a work table that folds for easy transport and storage; perfect for races or the garage. Features a large work surface (91.5cm x 58.5cm) with slots, holes, and recesses to hold tools, lubes, beverages, and whatever else you can think of. Folding steel legs provide a solid base for a toolbox and supplies.

**Dimensions:**

Set up- 91.5cm x 58.5cm x 82.5cm  
Folded- 108cm x 58.5cm x 18cm

35-6771

**35-6771** PB-1 Portable Workbench



SHOP EQUIP & TOOLS

HARD PARTS

CARB & FUEL

IGNITION/ELECTRICAL

CONTROL

SUSPENSION

ACCESSORIES

SHOP EQUIP & TOOLS



## BRAKE CALIPER PISTON TOOL

expands the gap between the pads, making it easy to fit the brake rotor between the pads when re-installing a caliper or wheel.

35-4467 Brake Caliper Piston Tool

HARD PARTS

## DUAL DISC BRAKE VACUUM BLEEDER



Brake bleeder with fittings to bleed both dual disc front brake calipers simultaneously. This bleeder can be a real time saver. Great for bleeding after an upgrade to braided brake lines!

35-5902 Dual Disc Brake Vacuum Bleeder

CARB & FUEL

## BRAKE BLEEDER KIT

This handy bleeder kit catches the brake fluid to protect painted surfaces and allows for easy disposal of the old fluid. Kit includes 3 fittings to accommodate most bleeder screw sizes.



35-5906 Brake Bleeder Kit

IGNITION/ELECTRICAL

## MOTION PRO HYDRAULIC BRAKE BLEEDER

Makes bleeding brakes a one person job. This unique check valve allows fluid and air to escape while preventing air from re-entering the system. Instructions and hose included.

Made in U.S.A.



35-9761 Motion Pro Hydraulic Brake Bleeder

CONTROL

## MOTION PRO MINI BRAKE BLEEDER

Combines the Bleeder valve & Wrench into one convenient, compact tool. The simple to use design makes this job faster, with fewer headaches.



35-5899 Motion Pro Mini Brake Bleeder 8mm

35-5903 Motion Pro Mini Brake Bleeder 10mm

35-5905 Motion Pro Mini Brake Bleeder 11mm

35-5907 Motion Pro Mini Brake Bleeder 3/8"



SUSPENSION




35-5903

35-5905

ACCESSORIES

## BRAKE CALIPER PISTON PULLER SET

This Brake Caliper Piston Puller set is made for those difficult to disassemble brake calipers. The tool grabs the piston from the inside to eliminate tool marks on the critical seal surface. The slide hammer then pulls the piston from the caliper body. Adapters from 19mm to 30 mm fit a wide range of piston sizes. Comes in a sturdy carrying case.



35-6885

35-6885 Brake Caliper Piston Puller Set



35-5900

## MITYVAC DELUXE VACUUM TESTER KIT

Kit includes accessories needed to bleed brake systems and test basic vacuum related systems in the engine, ignition and fuel. Instruction manual and molded plastic carrying case included.

35-5900 Mityvac Deluxe Vacuum Tester Kit

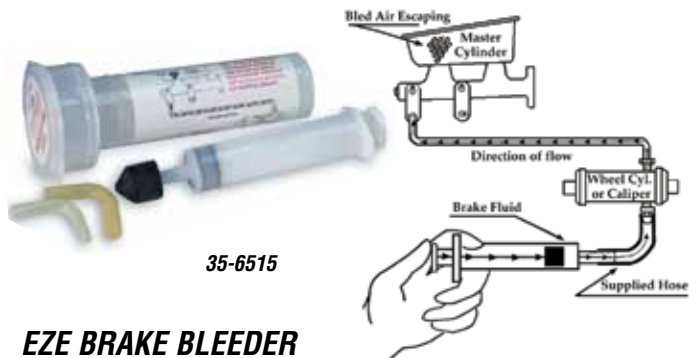
## MITYVAC BRAKE BLEEDER KIT MV8020

Kit includes plastic body Mityvac, reservoir jar with plastic transfer lid, storage lid, brake bleeding adapter package, 24" of tubing and instruction manual.

35-5904 Mityvac Brake Bleeder Kit MV8020



35-5904



35-6515

## EZE BRAKE BLEEDER

Vacuum operated syringe bleeds master cylinder in seconds without special tools or clips. Requires only one person to complete operation.

35-6515 EZE Brake Bleeder

## CABLE LUBER

Designed to inject lubricant into the cable housing. Extends life of cable and creates less drag between the cable and its housing.

35-0014 Cable luber



35-0014



## MOTION PRO JUMBO CHAIN TOOL & QUAD STAKE KIT

Ultra heavy duty tool for breaking and riveting roller chains. This tool fits all 520, 525, 530, 630 standard or O-ring type chains plus industrial chains from #50 through #80.


Manufactured from heat treated chrome moly steel. Body bolt requires a 13/16", (21mm) wrench and extractor pin uses a 9/16", (14mm) wrench or socket. **Made in U.S.A.**

**NOTE: QUAD STAKE RIVET KIT not included with JUMBO CHAIN TOOL KIT. Sold as an option.**

**35-0918** Jumbo Chain Tool Kit

**35-9760** Quad Stake Rivet Kit-use in conjunction with Jumbo Chain Tool Kit. This rivet kit will quad stake chain links so they will look factory installed. **Made in U.S.A.**

**35-0974** Replacement pin for Jumbo Chain Tool Kit



## CHAIN CUTTER/RIVETER

Breaks chains including scooters and mini-bikes, also peens over rivet links.

**35-4944** Chain Cutter/Riveter Universal

**35-4930** Chain Cutter/Riveter size 35-40

**35-4931** Spare Cutting Pin for **35-4930**

**35-4932** Spare Riveting Pin for **35-4930**

**35-4936** Chain Cutter/Riveter size: 50

**35-4937** Spare Cutting Pin for **35-4936**

**35-4938** Spare Riveting Pin for **35-4936**



## MOTION PRO MINI-CHAIN PRESS TOOL

Tool box size low-priced tool for pressing on press-fit side plates. Will fit all 520~530 chains and easily fits into tool kit. Hex key wrench is included.

**35-5910** Motion Pro Mini-Chain Press Tool



## CHAIN BREAKERS



**35-7939**



**35-5169**

Two Shop Size Chain Breaker for 420, 428, 520, & 530 chains.

**35-7939** Motion Pro Works on 420, 428, 530 chains

**35-7940** Replacement tip for Motion Pro 35-7939

**35-5169** Works on 420, 428, 520, & 530 chains

## MOTION PRO CHAIN PRESS TOOL KIT

Chain press tool for installing link. Fits 520-530 standard and O-ring chains.

**35-7932** Motion Pro Chain Press Tool Kit



**35-7932**

## RK CHAIN BREAKER RIVET TOOL

Quickly and easily break 40 and 50 type chain. Easily press-fits tight tolerance 40, 50 and 60 O-ring chain sideplates to the correct depth for clip or rivet link installation. RK's special pinhole rivet links to the proper dimension to secure side plates in place. Works on most brands. Heavy duty sure-grip black composite handle. Lifetime warranty on tool body/handle only. Molded plastic storage case

**35-3195** Chain breaker Rivet Tool  
Mfg# UTC4060

**Replacement Parts for Chain Tool**

**35-2333** Cutting Pin #CP4050

**35-2334** Clip link plate holder #PH4060C

**35-2335** Rivet link plate holder #PH5060R



## MOTION PRO MASTER LINK PLIERS

Designed to simplify installation and removal of clip-type master links. One end of tip is shorter and notched to be placed on the pin which allows the longer end to push the clip.

**35-0334** Master Link Pliers



## ENDLESS CHAIN RIVETING TOOL KIT

**35-5134**



Designed to break and rivet chain links to form an endless chain. For use on cam chain or drive chain. Includes plastic storage box and all needed pins and sleeves. Sold as a kit.

**35-5134** Endless Chain Riveting Tool Kit

**35-5145** 2mm Replacement Tip

**35-5147** 3mm Replacement Tip

**35-5149** 4mm Replacement Tip

**35-5151** Replacement Wedge Tip, ball end for riveting

## MOTION PRO PBR CHAIN TOOL

Designed to PRESS, BREAK & RIVET 520, 525 & 530 Chains. Will work with O-ring and Non-O-ring chains. All heat-treated steel construction. Can be hand held or used in a vise. Storage box included. Sold Each.

**35-5139**



**35-5139** PBR Chain Tool

## ADJUSTABLE LINK HOLDER TOOL

This time saving tool holds the link ends together, freeing up both hands to install the master link into the chain ends. Fits 420 to 530 chain sizes.

**35-5913** Adjustable Link Holder Tool



**35-5913**

## THE GRUNGE BRUSH CHAIN BRUSH

For cleaning drive chains. The "Brush Blocks" are adjustable to fit all chain sizes from bicycle to 630 O-ring.



**35-1911**

**35-1911** Grunge Brush only

**35-1910** Grunge Brush Combo Pack grunge brush with four oz grunge buster chain degreaser

**35-1912** Grunge Brush replacement pad set- set of three brush pads

**35-1913** Grunge Brush, Aluminum

**35-1914** Grunge Brush Aluminum Combo

SHOP EQUIP & TOOLS

HARD PARTS

CARB & FUEL

IGNITION/ELECTRICAL

CONTROL

SUSPENSION

ACCESSORIES

SHOP EQUIP & TOOLS

HARD PARTS

CARB & FUEL

IGNITION/ELECTRICAL

CONTROL

## ULTRASONIC BENCHTOP PARTS CLEANERS



37-3615: Basket

37-3614:  
7 Seven Gallon Cleaner



These Ultrasonic cleaners offer:

- Fully insulated stainless steel tank
- Self-Draining Basket (Optional)
- Adjustable thermostatically controlled heat
- Limited 2yr parts and labor warranty

- 37-3612** K&L 1.5 Gallon Compact ultrasonic cleaner  
*Tank Size: 11.75" L x 6" W x 6" D*
- 37-3613** Basket for 1.5 Gallon Cleaner
- 37-3617** K&L 3.25 Gallon Benchtop Cleaner  
*Tank Size: 11.75" L x 9.5" W x 8" D*
- 37-3619** Basket for 3.25 Gallon Cleaner
- 37-3614** K&L 7 Gallon Benchtop Cleaner  
*Tank Size: 19.5" L x 11.75" W x 8" D*
- 37-3615** Basket for 7 Gallon Cleaner
- 37-3527** K&L Pro 1911, 7.5 Gallon Benchtop Cleaner  
*Tank Size: 19.0" L x 11.0" W x 10" D*
- 38-2376** Crest CC235 Soap for Ultrasonic Cleaners. Dilution Ratio is 6 oz soap to 1gallon of water. 1gallon of soap makes 21gallons of solution.
- 38-2378** Crest CC211 Soap for Ultrasonic Cleaners  
One gallon of soap makes 21 gallons of solution
- 37-3538** Pro-300 heavy Duty Soap for Ultrasonic Cleaners for use in K&L Pro 1911, 7.5 Gallon Benchtop Cleaner
- 38-2950** Crest CC2003 Soap for Ultrasonic Cleaners is designed to work in 130-160 degree temps for carbs & fuel injection  
One gallon of soap makes 10.5 gallons of solution

**Important Note: These are Benchtop cleaners and are NOT intended for continuous (All-day) duty. Please contact K&L for information on Industrial models that are designed for continuous (All-day) duty.**

## PARTS CLEANING BASKETS



35-6675 Basket only

35-6674

35-6671

Available in the following sizes:

- 35-6671** 2-3/8" W x 7"H with lid
- 35-6674** 4-1/2" W x 7"H with lid
- 35-6675** 9" W x 8" H **basket only**-Lid not included. Sold as an option.
- 35-6677** Lid for 9" x 8" basket only. Not included with **35-6675**.

## CREST SOAP for ULTRASONIC CLEANER



38-2950

38-2376

- 38-2950** Crest CC2003 Soap for Ultrasonic Cleaners is designed to work in 130-160 degree temps for carbs & fuel injection  
One gallon of soap makes 10.5 gallons of solution
- 38-2376** CC235 - Soap for Ultrasonic Cleaners.  
(6 oz soap to 1 gallon of water.)

SUSPENSION

ACCESSORIES



37-2721



37-2717



37-2722

## MODEL 2013 ULTRASONIC PARTS WASHER



Made in USA

- Specifications:** 48" L x 25" W x 36" H (with lid open add 18" to width)
- Cleaning Tank:** 19" L x 13" W x 14"D
- Total Liquid Capacity:** 16 gallons for 2013 and 23 gallons for 2013D
- Ultrasonic Power:** 2400 watts peak/ 1200 watts avg.

All stainless steel construction. Adjustable ultrasonic power 40 kHz dual bonded transducers. 7-day programmable heat timer Insulated tank. Heavy duty locking casters. Easy operation and maintenance. One year warranty on entire unit.

- 37-2722** Model 2013 Ultrasonic Cleaner
- 37-2717** 2013D w/ filtration, allows the operator to skim away any floating contaminants.
- 37-2721** Basket for 2013D 15" x 15"
- 38-2376** CC235 - Soap for Ultrasonic Cleaners.  
(6 oz soap to 1 gallon of water.)
- 38-2378** CC211 - Soap for Ultrasonic Cleaners  
New formula works at lower temps & is safe on Cast Iron, Copper & Aluminum (6 oz soap to 1 gallon of water.)

## 20-TON HYDRAULIC PRESS



37-9632

- All Welded Steel Construction
- Reinforced head Plates
- 20-ton jack included
- Made in U.S.A.

37-9632 20-Ton Hydraulic Press only with jack (U-Blocks sold separate)



U-Block sold as an option



35-4001

35-4002

### OPTIONAL ACCESSORIES

- 35-4001 Split Bearing Puller 2-1/4" max. reach
- 35-4002 Split Bearing Puller 4" max. reach
- 35-9443 36mm Fork Tube U-Block (for 33 thru 36mm tubes)
- 35-9447 40mm Fork Tube U-Block (for 37 thru 40mm tubes)
- 35-9448 43mm Fork Tube U-Block (for 41 thru 43mm tubes)
- 35-9449 46mm Fork Tube U-Block (for 44 thru 46mm tubes)
- 35-9416 49mm Fork Tube U-Block (for 47 thru 49mm tubes)
- 35-9420 52mm Fork Tube U-Block (for 50 thru 52mm tubes)



35-9603

### CRANK BEARING/GEAR PULLER SET

Used to pull both gears and bearings from cranks.  
35-9603 Crank bearing and gear puller set



35-9806

### UNIVERSAL BEARING PACKER

A fast simple way of applying grease to bearings. Just place bearing between plastic cones, tighten and apply grease through fitting on end of threaded shaft. Forces out old grease and evenly injects fresh grease.

35-9806 Universal Bearing Packer



### CV-2 SYNTHETIC GREASE

CV-2 contains a red organic moly and possesses a very high melting point, excellent water washout resistance and superior anti-wear. Use for wheel bearings, high-angle and conventional CV-joints, chassis lubrication and high-temperature industrial equipment.


35-1342 CV-2 Synthetic: 14 oz. Tub/Jar

35-1373 CV-2 Synthetic: 14 oz. Tube for "Gun Type" application



35-1342

35-1373 - Tube



35-7679

### K&L CARB SERVICE STAND

Conveniently positions carburetors at ideal height and allows 360° rotation for easy access. Parts storage base can be bench mounted. Ideal for single and multi carbs. Included expansion plugs hold carbs with openings from 22mm to 41mm I.D. for unobstructed use.

35-7679 K&L Carb Service Stand

SHOP EQUIP & TOOLS

HARD PARTS

CARB & FUEL

IGNITION/ELECTRICAL

CONTROL

SUSPENSION

ACCESSORIES

SHOP EQUIP & TOOLS

HARD PARTS

CARB & FUEL

IGNITION/ELECTRICAL

CONTROL

SUSPENSION

ACCESSORIES

## K&L MC25 METRIC ENGINE STAND



This versatile engine stand is easily adjustable to accommodate the wide range of engine types in service today, from twins to in-line fours and even six cylinder Benelli and Honda CBX engine! Height and width are both adjustable on the MC25, another major feature is the ability to rotate an engine a full 360 degrees. Pan removal, transmissions, and starter clutches are just a few of the services that are easier with MC25.

**37-9352** K&L MC25 Metric Engine Stand

**37-6336** 200MM Adaptor for K&L MC25 Metric Engine Stand

## C-FRAME CREEPER SEAT

Heavy duty, tubular steel design for maximum strength. Convenient 11-1/2" X 12-1/2" tool tray. Shielded 2-1/2" swivel casters allow easy 360° movement, fully padded seat cushion.

**35-6429** Creeper Seat



35-6429



35-5859

## SHOP RAG DISPOSAL BIN

An important safety item that every shop needs, this bin features all-metal construction for durability and is OSHA compliant.

**35-5859** Shop Rag Disposal Bin

**OSHA COMPLIANT**

## FLUID EVACUATOR PLUS

At the push of a button, this unit changes from vacuum to pressure for evacuating or dispensing fluids. This functionality makes it ideal for draining tanks or reservoirs then pumping the used fluid back out for easy disposal. Automatic shut-off prevents overfilling, for superior mobility, this unit utilizes a manual pump so compressed air or electricity is not required. Includes wands to drain engine oil & transmission fluid directly through the dipstick. 2.3 Gallon Capacity (8.8 liters)

**35-9144** Fluid Evacuator Plus



35-9144



35-9334

## FLUID EVACUATOR

The Fluid Evacuator is a portable, hand operated transfer system with a 6.5 liter (1.7 gallon) capacity. The reservoir is made of polyethylene, and can safely hold oil, coolant, and brake fluid.

**35-9042** Fluid Evacuator

**35-9334** Fluid Evacuator Brake Bleeding Accessories Kit

**35-9332** Extended Tube Kit  
Kit include 5.7, 6.6 and 10mm tubes in longer 8ft lengths



35-9042

## MINI FLUID EVACUATOR

Operates on compressed air to create a powerful venturi vacuum for quickly evacuating small reservoirs. The lid unthreads for convenient emptying, and the evacuation hose is perfect for getting into those hard to reach places.

**35-4861** Mini Fluid Evacuator



35-4861

## 25 GALLON GAS CADDY

Fuel to go for your shop or garage! Gas Caddy features include:

- 25-gallon capacity.
- Ground wire
- Hose Nozzle sized for M/C filler necks
- Rotary pump siphons and dispenses fuel

**35-2311** 25 Gallon Gas Caddy (Blue)

**35-2410** 25 Gallon Gas Caddy (Red)

**35-2411** 25 Gas Caddy Pump

**35-24110** Replacement Pump Hose


**Important Safety Note:**  
This product is intended for **Shop Use ONLY.**

Do not use to transport fuel in a motor vehicle, pickup truck, or trailer.



## GAS CADDY PUMP ONLY

Fits K&L and other popular Gas Caddies.



**HOSE NOT INCLUDED** 35-2411 Gas Caddy Pump

35-2411  
Pump only  
(no hose)



35-24110  
Replacement  
Hose

35-2410  
25 Gallon  
Gas Caddy  
(Includes  
Pump & Hose)

## 55 GALLON DRUM CART

This Mobile Oil Pump Kit makes oil projects easier to complete. Durable, portable unit comes complete with digital oil control valve and meter. The sturdy cart can support up to 400-lb. drum (including a standard 55-gallon drum) and includes reel with 50ft. hose. Suitable for dispensing oil at medium/high viscosity for mobile installations and fixed system at medium distances. Works on any size drum with a 2in. bung adapter.

### 39-8367 55 Gallon Oil Drum Cart

- 5:1 oil pump smart design for less wear
- Heavy-duty 1/2in. x 50ft. oil hose with reel for neat and convenient storage
- Digital oil control valve with precision  $\pm 0.5\%$
- Heavy-duty trolley for drums up to 400lbs.
- 11in. front wheels
- 8in. steering casters with brakes
- Adjustable side support for towing accessories
- Drum clamp secures the drum to the cart for stability and easy transport
- Includes 8in. and 20in. rigid suction pipes to adjust length



39-8367



**New!**

Ship Weight	164.0 lbs
Flow (GPM)	3.7
Average Air Consumption (CFM)	4.5 at 115 PSI
Operating PSI	70-115
Max. PSI	150
Max. Fluid PSI	575
Air Inlet Size (in. NPT)	1/4
Inlet Port (in.)	None
Outlet Port (in.)	1/2
Gear Ratio	5:1
Pump Tube (dia.)	1 21/32
Pump Tube Length (in.)	37
Max. Fluid Temp. (°F)	194
Hose (in. x ft.)	1/2 x 50
Dimensions L x W x H (in.)	49 x 20 x 20



## DRUM FUNNEL

Eliminate overspills while pouring. Large surface area permits drainage of multiple containers simultaneously. Highly durable, it will resist rust, dents and other chemicals and give many years of troublefree service. Fits all types of 55 gallon drums.

### 39-8362 Drum Funnel

## SPILL PAN

Spill Pan is constructed of heavy-duty polyethylene that will resist rust, dents and fluids or chemicals. Catches small drips, leaks or spills that could make your work area unsafe or hazardous. The Spill Pan is octagonal in shape and will hold 5 gallons of spilled liquid.

### 39-8366 Spill Pan

(Black 8" height x 32-1/2" diameter)



39-8366

## DELUXE BARREL PUMP

- Adjusts to quarts or liters per single stroke
- No drip recovery
- Eliminates messy oil drums
- Includes Telescoping suction tube
- Smooth, easy pump action
- For oils and non-corrosive solvents

### 35-4777 Deluxe Barrel Pump



## 18 GALLON OIL EXTRACTOR

Fully equipped mobile, pressurized evacuation unit for suction of oil. Clean, easy way to remove used oils and fluids from engines through dipstick tube or other convenient openings. Includes set of four suction wands (rigid and flexible). ASME approved 18 gallon. Shipping weight 75 lbs.

### 35-8346 18 Gallon Oil Extractor



## OIL DRAIN SYSTEM

This system lets you drain up to 10 gallons of oil into the on board tank. When full, just connect shop air to the tank with the supplied fitting, then transfer the used oil into your own container for disposal. This unit is portable, and rolls on 6" wheels. The drain pan and arm adjust to fit both motorcycle and ATV applications.

### 35-3500 Oil Drain System. Heavy duty steel, 10 gallon capacity



SHOP EQUIP & TOOLS

HARD PARTS

CARB & FUEL

IGNITION/ELECTRICAL

CONTROL

SUSPENSION

ACCESSORIES

SHOP EQUIP & TOOLS

HARD PARTS

CARB & FUEL

IGNITION/ELECTRICAL

CONTROL

SUSPENSION

ACCESSORIES



## COUPLER WRENCH

### YAMAHA

- 35-8554 YW-06546 Watercraft**-All 1100cc engines. GP1200V~X, XL1200W, SV1200X~Z
- YW-06546 Sport Boats**-All 1100cc boat engines, EXS1200, EXT1200, LST1200 (LS2000)
- 35-8558 YW-06551 Watercraft**- GP800W~Z, GP800AZ, XA800Y~Z GP1200Y~Z, XA1200X~Y, XA1200AZ
- Sport Boats**-XRT1200 (XR1800)
- 35-8563 YW-06365 Watercraft**- WJ / WR500 Wavejammer & Waverunner, WR650LX
- 35-8566 YW-38741 Watercraft**-All 650 (except WR650) and 701cc engines, Superjet and Waverunner III



## CYLINDER LEAKDOWN/COMPRESSION TESTER

This multi-use kit was designed specifically for the Yamaha outboard. The 4-strokes require an extended reach to properly mount in the spark plug hole. Fits: All 2 & 4 Strokes

- 3545544A YB-45544-A** Cylinder Leakdown/Compression Tester

## STEERING CABLE LOCKNUT REMOVER



35-8567

This tool is used to remove and install the steering cable locknut during cable replacement. Sold each.

- 35-8567 YW-41212** Yamaha WRA650 & 700




## INTERMEDIATE DRIVESHAFT HOLDER/REMOVER



### YAMAHA

- 35-8559 YW-06355 Watercraft**-WJ / WR500 Wavejammer & Waverunner.
- 35-8565 YW-38742 Watercraft**-All 650cc engines (except WR650) and 701 & 1100cc, GP800W~Y, GP1200V~X, XL1200W Yamaha Superjet and Waverunner III
- Sport Boats**-All 1100cc engines, EXS1200, EXT1200, LST1200 (LS2000)
- 35-8658 YB-06552 Watercraft**- GP800AZ, XA800Y~Z, SV1200X~Z, GP1200AY~AZ, XA1200X~Y, XA1200AZ

## DRIVESHAFT HOLDER TOOLS



35-8552


35-8553

35-8657

35-06201 TOOL#53  
YB-06201 - Prop tool

### YAMAHA

- 35-8552 YB-06049 Watercraft**-SJ650 & Waverunner III, All 700,760 and 98-00 GP800
- Sport Boats**-All 1100cc engines, EXS1200, EXT1200, LST1200 (LS2000)
- 35-8553 YB-06079-A Watercraft**-WJ / WR500 Wavejammer & Waverunner
- 35-8657 YB-06151 Watercraft**-FX140, XRT1200 GP800R(01-05), XL800(00-01) and XLT800 (02-04)
- 35-06201 YB-06201 Watercraft** TOOL#53 20mm Hex-Spline Prop-Tool (Female) (All) Waverunner SHO/HO/FZR/FZS 4-stroke, 4-cylinder



35-8557

35-8556

35-8568

## FLYWHEEL HOLDER TOOLS

### YAMAHA

- 35-8556 YW-06547 Watercraft**-All 760
- 35-8557 YW-06550 Watercraft**-All 760, All 800, All 1200 135 & 155 hp
- 35-8568 YW-41528 Watercraft**-All 1100

**FINAL DRIVE COLLAR, BEARING & SEAL REMOVER / INSTALLER**

All Yamaha shaft drive applications.  
Consists of two tools:  
• Push Tool-1 for Removing  
• Push Tool-2 for Installation.



**35-8521** YM-01255  
*35-8521 Two piece set*

**MIDDLE GEAR BACKLASH TOOL**

ATV Applications YFM200  
**35-8545** YM-01393



**35-8545**

**MIDDLE GEAR BEARING RETAINER**

Removal and installation tool for ATV applications.  
YFM350FX/FW & YFM600FWA.  
**35-8550** YM-04128



**35-8550**

**MIDDLE DRIVE GEAR LASH TOOL**

All Yamaha Street and ATV shaft drive applications, (except XV, XJ, XZ series)  
**35-8520** YM-01231



**35-8520**

**PINION GEAR CLAMP**

ATV applications.  
YFM350FX/FW & YFM600.  
**35-8551** YM-04129



**35-8551**

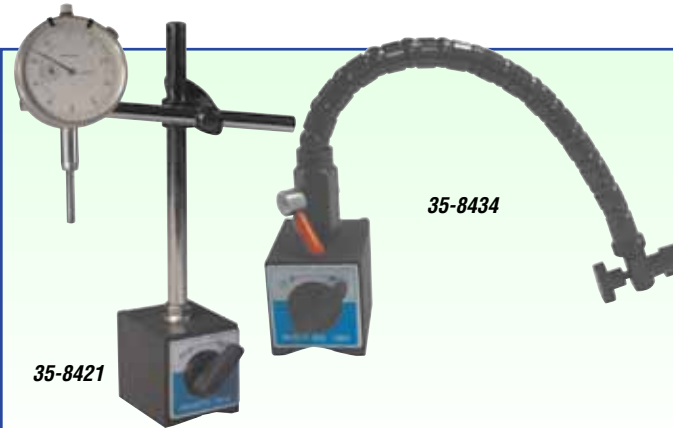
**HEX WRENCHES**

**35-8542** 27mm YM-01363  
**35-8543** 32mm YM-01364



**35-8543**

**35-8542**



**35-8421**

**35-8434**

**DIAL INDICATOR GAUGE & MAGNETIC BASE STAND**

- 35-8421** 2-1/4" Dial Indicator Gauge with Magnetic Base Stand
- 35-8428** 2-1/4" Dial Indicator Gauge only, 0" - 2-1/4" range in .001" increments
- 35-8447** Metric Dial Indicator Gauge only 0 - 5mm.
- 35-8438** Magnetic Base Stand only
- 35-8434** Flexible Magnetic Base Stand only

**RING NUT WRENCH**

YFM200 and YFM250 ATV applications.  
**35-8544** YM-01391

**35-8544**



**MIDDLE DRIVE SHAFT BEARING RET**

Middle Drive Shaft Bearing Retainer Wrench  
XVS1100


**35-04137** YM-04137



**35-04137**

**GEAR HOLDER**

Final drive gear holder for XVZ12/13 Ventures, V-Max and XVS1100 V-Stars.  
**35-8518** YM-01229



**35-8518**

**DRIVE SHAFT BEARING RETAINER WRENCH**

XZ550 Vision series and YFM350 ATV.  
**35-8539** YM-33214



**35-8539**

**PINION REMOVER ADAPTER**

XJ650/XJ750 & XZ550 Vision.  
**35-8525** YM-01277

**35-8525**



**FRAME SPANNER SOCKET**

YZF-R6, XV1700. Sold each.  
**35-8574** YM-01471



**DRIVE SHAFT PULLER**

XS1100 applications.  
Must use with slide hammer  
**35-8526** YM-04012

**35-8526**



**MOTION PRO BELT TENSION GAUGE**

Compact design and graduated scale for easy reference. Designed to work with all belt drive models with a 10 lb. specification. (Harley-Davidson and Yamaha)

**35-1066** Motion Pro Belt Tension Gauge



**35-1066**

SHOP EQUIP & TOOLS

HARD PARTS

CARB & FUEL

IGNITION/ELECTRICAL

CONTROL

SUSPENSION

ACCESSORIES

SHOP EQUIP & TOOLS

HARD PARTS

CARB & FUEL

IGNITION/ELECTRICAL

CONTROL

SUSPENSION

ACCESSORIES

## SHAFT DRIVER TOOL

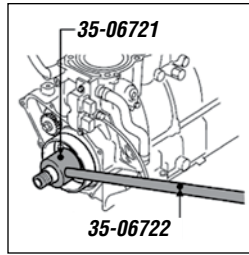


35-06721

35-06722



**35-06721** Shaft Driver Tool  
**35-06722** Driver Handle  
 Application: 08 WR FX1800-SHO



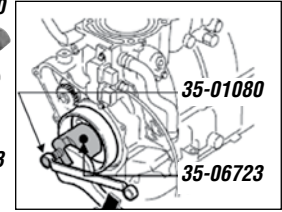
## FLYWHEEL PULLER

35-01080



35-06723

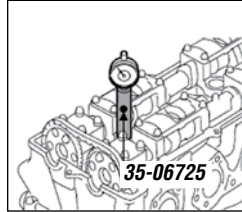
**35-06723** Flywheel Puller  
**35-01080** Forcing Bolt  
 Application: 08 WR FX1800-SHO



## DIAL GAUGE STAND



**35-06725** Dial Gauge Stand  
**35-06584** Dial Gauge Needle  
 Application: 08 WR FX1800-SHO




## CRANKSHAFT HOLDER



35-06562

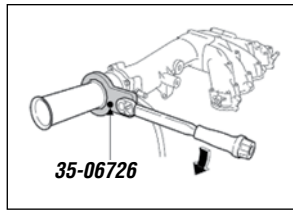
**35-06562** Crankshaft Holder (External)  
**35-06730** Crankshaft Holder (Internal)  
 Application: 08 WR FX1800-SHO



## EXHAUST PIPE WRENCH




**35-06726** Exhaust Pipe Wrench  
 Application: 08 WR FX1800-SHO



## COUPLER WRENCH



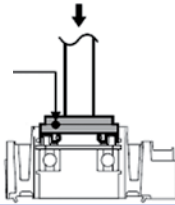
**35-06729** Coupler Wrench  
 Application: 08 WR FX1800-SHO



## BEARING ATTACHMENT



35-06727

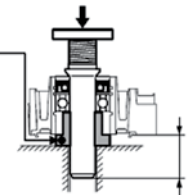


**35-06727** Bearing Attachment - Application: 08 WR FX1800-SHO

## BEARING ATTACHMENT



35-06728

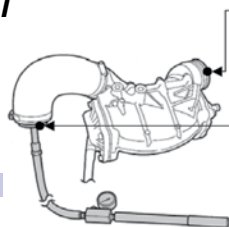


**35-06728** Bearing Attachment - Application: 08 WR FX1800-SHO

## AIR COOLER ATTACHMENT



35-06731

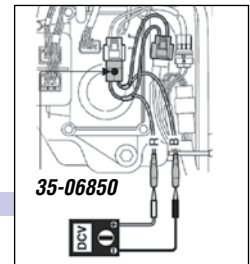


**35-06731** Air Cooler Attachment  
 Application: 08 WR FX1800-SHO

## TEST HARNESS



**35-06850** Test Harness  
 Application: 08 WR FX1800-SHO



## YAMAHA SNOWMOBILE

### BALL JOINT TOOL



Removal



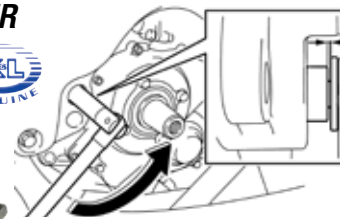
Installation

**35-01537** Ball Joint Tool  
 Application: Yamaha Snowmobile

### ENGINE MOUNT SPACER BOLT SOCKET



**35-01516** Engine Mount Spacer Bolt Socket  
 Application: Yamaha Snowmobile



### VK ENGINE MOUNT SPACER BOLT SOCKET



**35-01510** VK Engine Mount Spacer Bolt Socket  
 Application: Yamaha Snowmobile

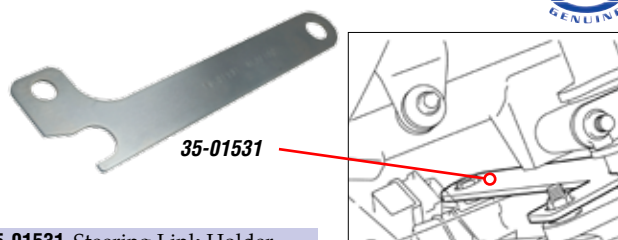
**Tool Up for Profit™**  
[www.klsupply.com](http://www.klsupply.com)

**TOLL FREE**  
**1-800-727-6767**



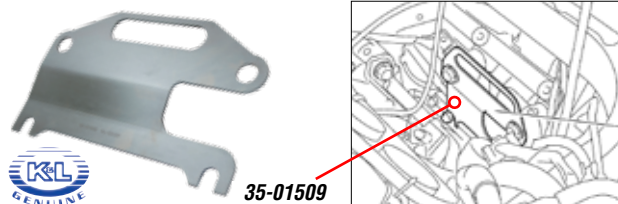
**YAMAHA SNOWMOBILE (Continued)**

**STEERING LINK HOLDER**



**35-01531** Steering Link Holder  
Application: Yamaha Snowmobile

**VK STEERING ALIGNMENT PLATE**



**35-01509** VK Steering Alignment Plate  
Application: Yamaha Snowmobile

**TORSION SPRING REMOVER & INSTALLER**

**35-01000** Torsion Spring Remover & Installation tool  
Application: Yamaha Snowmobile



**YAMAHA MARINE F300/F350 - V8 TOOLS**



- 35-6845F** Oil Filter Catch Tray
- 35-6664F** Needle Bearing Attachment
- 35-6665F** Needle Bearing Attachment
- 35-6666F** Ring Nut Wrench Extension-Propshaft
- 35-6667F** Stop Guide Plate
- 35-6784F** Ring Nut Wrench Extension-Propshaft
- 35-6800F** Hydraulic Pressure Gauge
- 35-6820F** Engine Lifting Eye with Bolts
- 35-6822F** Balance Hanger for Engine Lifting Eye
- 35-6823F** Ring Nut Wrench-Propshaft
- 35-6831F** Socket for Pinion Nut

- 35-6832F** Driveshaft Holder 8
- 35-6833F** Ring Nut Wrench Pinion Bearing CV
- 35-6834F** Pinion Nut Wrench Pinion Bearing CV
- 35-6835F** Pinion Shimming Gauge
- 35-6836F** Backlash Indicator
- 35-6837F** Cylinder-end Cap Wrench
- 35-6838F** Up Relief Test Fitting - PTT - Designed to use with the Pressure gauge P/N: 35-6800F
- 35-6839F** Needle Bearing Attachment
- 35-6802F** Command Link Control Jumper

SHOP EQUIP & TOOLS

HARD PARTS

CARB & FUEL

IGNITION/ELECTRICAL

CONTROL

SUSPENSION

ACCESSORIES

SHOP EQUIP & TOOLS

HARD PARTS

CARB & FUEL

IGNITION/ELECTRICAL

CONTROL

SUSPENSION

ACCESSORIES

## MOTORSPORT ID CARDS

35-00001 YE-00001

35-00001



## FORK DAMPER ROD HOLDER

Yamaha KYB Off-Road Forks applications.  
35-01494 YM-01494



35-01494

## CRANKSHAFT INSTALLATION ADAPTOR

35-01499 YM-01499 (8mm)  
Application: Yamaha YZ125 (05-12)



35-01499

## SLIDE METAL INSTALLER

35-01508 YM-01508  
Application: Yamaha FJR1300 (03-12)



35-01508

## FJR13 FINAL DRIVE SEAL INSTALLER


35-01512 YM-01512



35-01512

## 41MM RETAINER NUT WRENCH

35-01525 YM-01525



35-01525

## ABS TEST COUPLER

35-03149 YM-03149

Application: Yamaha  
FJR1300 (03-12)  
XTZ12 Super Tenere (12-13)



35-03149

## FUEL PRESSURE GAUGE ADAPTER


35-03186 YU-03186



35-03186

## FUEL PRESSURE GAUGE ADAPTER

35-3176 YM-03176



35-3176

## FUEL PRESSURE ADAPTER - SCOOTER

35-03181 YM-03181



35-03181

## CAMSHAFT WRENCH R-1

35-04143 YM-04143



35-04143

## MECHANICAL SEAL INSTALLER

35-04145 YM-04145



35-04145

## PLAIN BEARING INSTALLER

35-04146 YM-04146



35-04146

## MIDDLE DRIVESHAFT HOLDER

35-04153 YM-04153

Application: Yamaha XVS1100 V-Star



35-04153

## TAPPET ADJUSTING TOOL

35-04154 YM-04154

Application: Yamaha  
(07-12) XVS 1300



35-04154

## TTR50 SPOKE WRENCH

35-06051 YM-06051



35-06051

## GRIZZLY / RHINO ADAPTER

35-8781 YM-A0002(10 x 1.25)



35-8781

## TORQUE ANGLE GAUGE

35-9956 YU-A9956




35-9956

## SPECIAL 8MM HEX ALLEN TOOL

35-10167 YM-10167

Application: Yamaha XV12/XV13



35-10167

## FI DIAGNOSTIC TOOL SUB LEAD

35-03212 YU-03212

35-03212



## SUSPENSION SAG TOOL

35-00002 YM-ACC01



35-00002

## ALLEN WRENCH SECURITY 8MM

35-00003 YM-ACC03


Application: Yamaha Rhino

35-00003



## PINION HEIGHT GAUGE

35-64413 Pinion height Gauge  
Application: Yamaha Marine 300/350



35-64413

## YAMAHA FI DIAGNOSTIC TOOL

35-3028 YU-03182



35-3028



**DYNomite**  
DYNAMOMETER  
*Land & Sea*



Made in U.S.A.



SHOP EQUIP & TOOLS

HARD PARTS

CARB & FUEL

IGNITION/ELECTRICAL

CONTROL

SUSPENSION

ACCESSORIES

**K&L Supply is now your source for DYNomite Dynamometers** (by Land & Sea, Inc.). Land & Sea has been building dynamometers for over 20 years, and offers unparalleled after sale support and service. Call your K&L sales representative for more detailed information on this product – see what it can do for your dealership today!

Enhance credibility by giving your salespeople “inside info” they can back up with a quick tour and printed dyno sheets. So easy to install you can have your DYNomite Dynamometer up and running the day it arrives! Rapid on-off set-up makes it easy to test different model motorcycles and ATVs back to back. Roll the unit on, strap it down, clamp on the inductive tach lead, and test! When you are done, a full color report can print out -automatically.

*Standard Motorcycle/ATV Dynamometers include:*

16" x 50" machined traction grooved inertia roll assembly, structural steel formed frame, quick-adjust wheelbase front mount, dual steel ramps, vehicle tie downs, casters, roller guards, Eddy Current or water brake load control (with step-up drive), electronic torque arm transducer, automated load control, DYNomite “Pro” data acquisition computer, DYNO-MAX 2000 software, inductive RPM pick-up, AC power supply / charger, stainless braided plumbing, and data wiring harness. (Optional trailering packages are also available.)

*“Lite” Motorcycle only Dynamometer include:*

16" x 25" inertia roll with machined “traction grooves,” quick-adjust wheelbase front mount, roll-on ramp, and tie downs, DYNomite-Lite data acquisition computer, DYNO-MAX “Lite” software, AC power supply / charger, and data wiring harness.

The DYNomite Data Acquisition Computer automatically displays and records true horsepower, torque, RPM, elapsed time, & MPH, up to 1,000 readings per second (per channel). The system calculates and displays Hp in real-time from torque data captured via a full-bridge strain gauge transducer. It can also apply Standard, SAE, or DIN atmospheric correction for local air temperature, barometric pressure, and relative humidity .

Testing under a controlled road load is vital for proper injection system mapping. The system’s included DYNO-MAX software, running on your Windows equipped PC, provides a “Road Load Simulation” mode that replicates the effects of vehicle momentum, air drag, and rolling friction. Test bikes to 200 MPH and 500+ Hp. (Power capacities are primarily traction dependent, so even more low speed rear-wheel torque can be applied with tie downs.) You can even test emissions using the optional DYNomite Exhaust Measurement Analyzer.

### DYNOMITE DYNOS AND ACCESSORIES

- 37-8011** “Lite” Motorcycle / ATV Inertia Only Dyno
- 37-8013** Standard Motorcycle / ATV Inertia Only Dyno
- 37-8014** Standard Motorcycle / ATV Dyno
- 37-8015** Pro Motorcycle / ATV Dyno
- 37-8027** Standard Motorcycle / ATV Eddy Current Dyno
- 37-8034** Formula SAE / Legends Dyno
- 37-8036** Pro Motorcycle / ATV Eddy Current Dyno
- 37-8050** Motorcycle Only Eddy Current Dyno
- 37-8051** “Lite” Motorcycle Inertia Only Dyno
- 37-8057** Wide Band O2 Module with pump
- 37-8062** Dyno Weather Station
- 37-8067** Sparkplug / Cylinder Head Thermocouple
- 37-8069** High Velocity Cooling Blower
- 37-8070** 42" High Volume Cooling Fan
- 37-8072** Electric Wheelbase Adjuster
- 37-8075** Trailer for Motorcycle/ATV Chassis Dynos

### SOME FAQ'S ON DYNomite DYNOS

*What is a PRO dyno?*

Pro Dynos have all the features of the Standard series, but also includes a laptop computer, color printer, a console and swinging boom assembly to hold the computer, a Weather Station, Wide Band O2 Module with pump, High Velocity Fan and upgraded DYNO-MAX software.

*Can I upgrade a “Lite” Dyno?*

Yes, the “Lite” dynamometer can be upgraded to Std and Pro series since they share the same chassis. Eddy Current, electronics, and software upgrades can be added at any time.

*Can the DYNomite Dyno service Sleds and PWC, and what is needed?*

When using the DYNomite Motorcycle/ATV model with the water brake option, you can also test snowmobiles and PWC's. Removing the water brake from the roller assembly allows fitting it to the crankshaft of most popular snowmobiles or pump housings of the PWC's allowing them to be tested. (PWC's may also require optional pump adapters)

*How long a wheelbase can be tested?*

DYNomite dynos handle standard wheelbase models up to 84" and wheelbase extension kits are available. This measurement is from the front of the front wheel to the axle of the rear-wheel.



37-8075



## MODEL SD12 QUICK FEATURES

The SD12 has a clever fold-up design with rollers, enabling it to be easily moved for use and storage, maximizing space inside the work shop.

The SD12 comes with a folding ramp and foot activated brake as standard features and can accommodate wheelbases from 60 to 74 inches.

## MODEL 250I QUICK FEATURES

The Dynojet Load Control System was developed through years of experience with over 3,900 dynamometer installations worldwide. The design is easy to operate and provides the function of steady state load control.

Dynojet's Load Control System uses the latest in eddy current power absorption technology, which combines with our easy to use software, so any technician can get repeatable, consistent results.

## MODEL 250IX QUICK FEATURES

The same technology that has made the Dynojet Motorcycle Chassis Dynamometer the industry standard has led to the development of this dynamometer engineered for most other powersports platforms (ATV's, Side-by-Sides, Go-Karts, and Trikes).

The Dynojet Powersports Dynamometer allows for complete drive-train testing by measuring performance at the drive wheels. Existing Model 200i or 250i owners can upgrade their equipment to increase capabilities.

## MODEL 200I QUICK FEATURES

The Model 200i continues the Dynojet tradition of providing a reliable, repeatable, consistent and easy to use chassis dyno for quick and accurate diagnosing of performance problems.

The Model 200i offers an improved operator interface through the use of the integrated control console, new WinPep 7 software and a wider platform for easy loading & unloading. Shop sales, service work and credibility all benefit with a Dynojet chassis dynamometer.



SD12



250IX-01



200IX-04



250I-03

- 37-6473** 200I M/C DYNO, Inertia only
- 37-6474** 200IP M/C DYNO, In-Ground, Inert
- 37-6475** 250I M/C DYNO, Inertia Load Con
- 37-6476** 250IP M/C DYNO, Inertia In-Ground
- 37-6477** 200IX P/SPORT DYNO, Inertia
- 37-6478** 200IPX P/SPORT DYNO, In-Ground
- 37-6479** 250IX P/SPORT DYNO, Inertia Load Con
- 37-6480** 250IPX P/SPORT DYNO, In-Ground
- 37-6481** SD12 SCOOTER DYNO
- 37-6482** Wideband AFR System
- 37-6483** Real Time Torque System
- 37-6484** Integrated Dual Fans
- 37-6485** Remote Floor Mount Dual Fans
- 37-6486** Integrated Power Wheel Clamp
- 37-6487** Integrated Power Carriage

- 37-6488** Extended Carriage, Above Ground
- 37-6489** Extended Carriage, Pit Models
- 37-6490** Integrated Ramp, Gas Assist
- 37-6491** Integrated Ramp for IX Models
- 37-6492** Monitor Tray
- 37-6493** Air Brake
- 37-6494** Load Control Upgrade
- 37-6495** X Upgrade (Trike/ATV) Above Ground
- 37-6496** X Upgrade (Trike/ATV) Pit
- 37-6497** Datelink Model, H-D®, Delphi, ECM
- 37-6498** Analog Module
- 37-6499** -14.7 VAC - 35 PSI Sensor & CA
- 37-6500** 0-100 PSI Sensor

SHOP EQUIP & TOOLS

HARD PARTS

CARB & FUEL

IGNITION/ELECTRICAL

CONTROL

SUSPENSION

ACCESSORIES

## BRIDGE HAND HELD GAS ANALYZERS



These analyzers are available in 2, 4, and 5 gas versions. Their light weight and bright digital display let you take readings almost anywhere; the 4 & 5 gas versions will also calculate Lambda/air fuel ratios.

### Features include:

- Small, lightweight design
- Real time Lambda/air fuel ratio adjustment using HC, O<sub>2</sub>, CO<sub>2</sub> and CO gas measurements (4 & 5 gas models only)
- Fast 5-minute warm-up
- Large, easy-to-read, LED displays
- Automatic Calibration and Zero functions

Includes complete Sampling System with automatic back flush, operator accessible filters. Rechargeable battery, low flow indicator warning notifies operators to change filters, RS 232 PC interface, 1 year exchange warranty.

- 37-9475** Two Gas Analyzer System (Now features built-in battery)
- 37-9481** Four Gas Analyzer System
- 37-9482** Five Gas Analyzer System

### REPLACEMENT PARTS & ACCESSORIES

- 19-9485** 50mm Primary Filter (6pk)
- 19-9486** Water Trap Filter (6pk)
- 19-9487** 25mm Filter (6pk)
- 19-9488** Annual Filter pk. (12 filters)
- 37-9483** Needle Probe 7.5" x 1/8, cross drilled quick release
- 37-6260** Needle Probe 12" x 1/8, cross drilled quick release
- 37-6261** Needle Probe 24" x 1/8, cross drilled quick release
- 37-9462** Replacement Tailpipe Probe
- 37-9476** Replacement Oxygen Sensor
- 37-9484** EGA PC Report Software. (For four & five gas models only) Captures data from EGA in a report style print-out.
- 35-9659** Exhaust Gas Adapter Kit for head pipes-Attaches analyzer to riv-nuts on motorcycle head pipe.
- 37-9477** 2 port pro Rotary Valve, 6mm Port
- 37-9478** 4 port basic linear valve, no port adapters
- 19-9489** Quick disconnect adapter attaches **35-9659** to Bridge Analyzers and still retain proper position of water fitting.



37-9477



37-9478

### 12" DRILL BIT

For removal of mixture screw plug  
1/8" bit x 12 inch length.

- 35-1186** 12" Drill Bit. (YM-33217-16)



37-9462

## INFRARED INDUSTRIES HANDHELD 4 GAS EGA

Compact, fast, accurate and durable, the HM5000 is power in your hand. In less than a second, you'll know exactly how much HC, CO, CO<sub>2</sub>, O<sub>2</sub>, and NO<sub>x</sub> your engine is emitting; the HM5000 also displays Air/Fuel (AFR) Ratio, Grams Per Mile (GPM) and Lambda. TRUE water separation for less maintenance. Easy Cleaning. Can interface to a PC for complete control, display, and graphing capability. You can even record data while on a test drive, then replay it on your PC. with the Optional Inductive Pickup, (35-9706) the HM5000 also measures RPM. This EGA allows you to dial-in the most power your engine can deliver without the guesswork of traditional tuning methods. Complete with Hose & Probe, PC Cable, Quick Ref Guide and Manual.

- 37-9703** HM5000 Handheld 4 EGA (upgradable to 5 gas)
- 37-4475** Fifth gas upgrade for NOX readings
- 37-9705** Cigarette lighter/12V Power cord for HM5000
- 35-9706** Inductive Tachometer Pickup for HM5000
- 37-9704** Printer for HM5000



IR INFRARED INDUSTRIES

## K&N F/A RATIO MONITOR

Is sensitive to fuel-air ratio changes and will show changes instantly. Kit includes F/A Monitor, O<sub>2</sub> Sensor, Weld-on Adapter, O<sub>2</sub> Sensor Plug and instructions.

- 35-3189** K&N Fuel-Air Ratio Monitor
- 35-3193** Replacement Weld-on Adapter
- 35-3196** O<sub>2</sub> Sensor plug



## INFRARED INDUSTRIES FOUR GAS EGA SYSTEM

Tune-ups and testing go faster with the industry leading FGA4000. Check HC, CO, CO<sub>2</sub>, O<sub>2</sub> and NO<sub>x</sub> plus AFR, Lambda and RPM's. This mechanic's workhorse has all the following:

- Super-Bright Front Panel LED's that are viewable from 20 feet away
- 1-second response time for accurate results
- Dual Exhaust Input allows averaging two tailpipe readings
- BAR90 Certified. Meets BAR97 specs, Aircare and OIML Class 1
- Alarms alert you to problems in the exhaust flow
- Internal data logging for recording and replay of test results
- Connects to PC for real-time testing and data capture
- Rugged, Compact, Portable. Internal Printer available.

- 37-9600** SUMMIT Four Gas Analyzer System. (upgradable to five gas)
- 37-9601** Replacement Filter for Four Gas Analyzer, Single Cup
- 37-9684** Replacement Filter for Four Gas Analyzer, Dual Cup
- 37-4475** Fifth gas upgrade for NOX readings
- 37-4892** Inductive Tachometer Pickup for FGA4000

SHOP EQUIP & TOOLS

HARD PARTS

CARB & FUEL

IGNITION/ELECTRICAL

CONTROL

SUSPENSION

ACCESSORIES

# MC800 REGULATED FUEL PUMP

## MC800 REGULATED FUEL PUMP FOR F.I.

Fuel Injection is here to stay, and with it has come the need for new diagnostic tools. A controllable fuel supply is mandatory to accurately service these bikes; the MC800 from K&L Supply is the answer.

**35-0800** MC800 Regulated Fuel Pump for F.I.

**35-8008** Fuel Rail Connection Kit for MC800

Allows fast and secure set-up of your MC800. Fits most Japanese Fuel Injected models. Unit includes (1) Female F.I. rail attachment and (1) Male F.I. rail attachment.

**35-0184** GL1800 Fuel Rail Fitting **35-0832** Fuse for the MC800

**35-0845** Pump

**35-0850** Outer Case

**35-0851** Regulator



Visit for Demos!

mc800.klsupply.com

35-0800

SHOP EQUIP & TOOLS

HARD PARTS

CARB & FUEL

IGNITION/ELECTRICAL

CONTROL

SUSPENSION

ACCESSORIES

### FRONT PANEL

The MC800 uses a 12 Volt battery source for power. A large dial gauge displays fuel pressure, and is regulated via the straightforward controls. An on-off switch & power indicator light complete the display.

### REAR PANEL

Fuel connections, fuse access & power input are all located here. Barbed fittings make fuel line connections fast and simple.



**Honda GL1800 Hose Fitting P/N: 35-0184**



35-8008

35-0804 - Hose

35-0184

**NOTE:** THE MC800 Requires use of an F.I. rated fuel bottle (35-8165) and 5/16" F.I. (high pressure) rated fuel line (18-4952).

#### Recommended Accessories:

Quick Disconnect Couplers (35-0987) makes switching from male to female connectors easier

Gas and fan Caddy (35-9453) makes transporting the assembled MC800 easy by locating all required tools onto one stand

### Fuel Pressure Ratings

YAMAHA	HONDA	DUCATI	HARLEY DAVIDSON	TRIUMPH	BMW
Raider = 42PSI	L1800 = 50PSI	749 = 60PSI	All = 60PSI	Softail = 62PSI	F650 = 50PSI
YZF-R1/R6 = 42PSI	VTX1800 = 50PSI	916 = 60PSI			
Raptor 700 = 44PSI		Monster/996 = 60PSI			
Grizzly 700 = 44PSI					



35-3155 Powersports Test Kit



35-3191 Scooter Test Kit



35-3153M Marine Kit



35-3153A Oil Pressure Kit



35-8008R & 35-03186 Powersports



35-03181 Scooter



35-6946A Marine

### FUEL PRESSURE GAUGE SETS & ADAPTERS

**35-8008R** Fuel Rail Connection Kit for MC800 (Plugged)

**35-03186** Fuel Pressure Gauge Adapter (Unplugged)

**35-3153A** Fuel Pressure Gauge (Motorsports) with Quick Connect

**35-3153M** Fuel Pressure Gauge (Marine) with Female Adapter

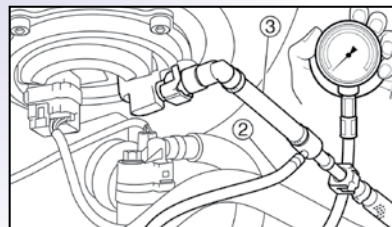
**35-6946A** Fuel Pressure Adapter (Marine)

**35-0835** Fuel Pressure Adapter "A" Honda OEM: 07AMJ-HW3A300

**35-0839** Fuel Pressure Adapter "B" Honda OEM: 07AAJ-S6MA200

**35-0840** Fuel Pressure Adapter "C" Honda OEM: 07AAJ-S6MA300

**35-0804** Hose with Bleeder for Honda Fuel Pressure Adapters



**35-03181** Fuel Pressure Adapter - Scooter

**35-3155** Fuel Press. Test Kit - Powersports

**35-3191** Fuel Press. Test Kit - Scooter

SHOP EQUIP & TOOLS

HARD PARTS


CARB & FUEL

IGNITION/ELECTRICAL

CONTROL

SUSPENSION

ACCESSORIES



35-8166

EQUIPMENT SHOWN NOT INCLUDED

35-9453

35-8188

35-0181 See Pg17

## K&L PORTABLE FIXED AUXILIARY GAS & FAN CADDY

This tool offers mobility by centralizing all required tools on one easy to use fixture and now features an additional shelf for increased storage. Constructed of square tubing, the height is adjustable up to 68" with hooks to attach gauges and fuel bottles. Powder coated in blue.

- 35-9453 K&L Portable Auxiliary Gas & Fan Caddy
  - 35-8166 "Fixed" Gas/Fan Caddy (Fits into 35-0181 Lift Bracket)
  - 35-0181 Lift Accessory Bracket
  - 35-8188 Flat Accessory Tray(35-8166 Gas/Fan Caddy)
  - 35-2373 "Fixed" Gas/Fan Caddy Bracket "KIT"
- Qty-1/ea. 35-0181, 35-8166, 35-8188

## AUXILIARY GAS TANKS

These impact resistant, graduated tanks take the place of the original gas tank while performing diagnostics and repair. Each includes four feet of 1/4" fuel line and brass petcock. Sold each.



35-3035

35-6897

35-8165

- 35-6897 K&L Portable Gasoline Tank (Non F.I. apps.)
- 35-8165 K&L 3-Liter Auxiliary Tank for fuel injected apps. Large Capacity bottle allows extended run time, cooler fuel.
- 35-3035 Motion Pro Deluxe Auxiliary Tank for fuel injected apps.

## MC700 EXHAUST GAS ANALYZER REPLACEMENT PARTS & ACCESSORIES

- 37-9651 O2 Sensor each
- 37-9629 Probe Filter pk/10
- 37-9630 Main Filter pk/5
- 37-9633 Dust Filter pk/5
- 37-9634 Charcoal Filter pk/2
- 37-9635 Printer Paper spool pk/5
- 37-9639 Printer Cartridge each
- 35-9659 Exhaust Gas Adapter Kit for head pipes-Attaches analyzer to riv-nuts on motorcycle headpipe.
- 37-9670 PC Software & Cable
- 37-9783 Replacement Probe Hose 10', hose from analyzer to handle
- 37-9664 Replacement Probe Handle
- 37-9691 Replacement Power Supply
- 37-9692 Replacement Pump
- 37-9693 Replacement Bench
- 35-7125 Exhaust Gas Hose Holder



37-9651

**NOTE: The MC700 Gas Analyzer is no longer available. However K&L Supply is committed to supporting dealers who use this unit.**

## K&L MC750 MOBILE EXHAUST GAS COLLECTOR

Mobile exhaust collection system unit will provide a safe working environment while running engines indoors. Just connect the rubber collector ends to the engine exhaust pipes and route the blower hose outside of the building. The blower will extract exhaust fumes at any rpm. Additional length of hoses are available to suit specific needs.

**Note: Not suitable for use with Dynamometers.**

**Features include:**

- Compact mobile service cart
- Durable painted surface
- Locking swivel casters
- Quiet operation
- 110 volts
- Cabinet size 24" L x 16" W x 25" H
- Top storage Cabinet size 24" L x 16" W x 3" D
- Side storage 8" W x 15" D x 16" H
- Motor specs. 115v/60Hz x 6.4A x 3410rpm x 1/2hp
- Max. pressure 170mmAq
- Max. volume 20m<sup>3</sup>/min(CMM) or 706ft<sup>3</sup>/min(CFM)
- Two 3" x 5" intake hoses with heat resistant rubber collectors




35-9661

35-9671



37-9670 optional PC software & cable



35-9659

Exhaust Gas Adapter Kit for head pipes

37-9664

- 37-9648 K&L MC750 Mobile Exhaust Collector.
- 35-9647 Optional 10' x 3" Intake Hose
- 35-9671 Replacement 5' x 3" Intake Hose
- 35-1338 Optional 32' Hose x 4" Exhaust Hose
- 35-9661 Optional Oval Hose End Adapter Attaches hose to end of muffler. Sold each
- 35-7125 Exhaust Gas Hose Holder

**Note: Not suitable for use with Dynamometers.**



35-1338



Adjustable Height

35-7125 Exhaust Gas Hose Holder

SHOP EQUIP & TOOLS

HARD PARTS

CARB & FUEL

IGNITION/ELECTRICAL

CONTROL

SUSPENSION

ACCESSORIES



## K&L CARB SYNC ADAPTERS *Sold in sets.*

- 35-3215** 5 x 0.80mm thread, 170mm length (2 piece)
- 35-3223** 5 x 0.80mm thread, 98mm length (2 piece)
- 35-3232** 6 x 0.85mm thread, 53mm length (2 piece)
- 35-3233** 6 x 1.0mm thread, 60mm length (4 piece)



35-3233





## MOTION PRO 90-DEGREE 1/4" HEX DRIVER SET

This gear driven, 1/4" hex driver set is made of high-grade aluminum and stainless steel. Strongest tool of its type on the market. Designed for use on hard-to-reach pilot air screws on inline fours. Can be used with any 1/4" or 6mm hex bits. Maximum torque 60 in/lbs

- 35-7820** Motion Pro 90-Degree 1/4" Hex Driver Set. Includes straight slot, phillips, D-shaped pilot screw bit, 6mm hex jet bit & 1/4" - hex - 1/4" drive bit.
- 35-7859** Replacement Straight-Slot Bit 1.5"
- 35-7837** Replacement Gear Set for **35-7820**
- 35-7882** Replacement D-Shaped Bit

## PILOT SCREW ADJUSTMENT TOOL

**35-9526** Pilot Screw Adjustment Tool



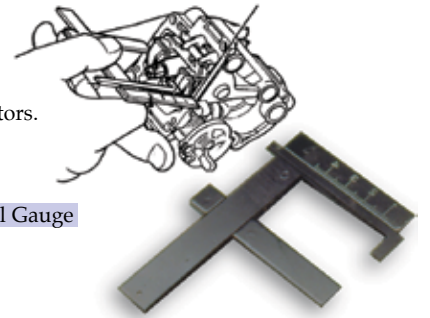
## JET DRIVER

**35-2270** Jet Driver. Perfect for removal of jets from small recessed passages.



## FLOAT LEVEL GAUGE


For measuring float level height between the float and carburetor gasket surface. Adjustable to fit most carburetors.



**35-9123** YE-23550 Float Level Gauge



[www.klsupply.com](http://www.klsupply.com)



## K&L CARB SERVICE STAND

Conveniently positions carburetors at ideal height and allows 360° rotation for easy access. Parts storage base can be bench mounted. Ideal for single and multi carbs. Included expansion plugs hold carbs with openings from 22mm to 41mm I.D. for unobstructed use.

**35-7679** K&L Carb Service Stand



**ULTRASONIC CLEANERS SEE PAGE 64**



SHOP EQUIP & TOOLS

HARD PARTS

CARB & FUEL

IGNITION/ELECTRICAL

CONTROL

SUSPENSION

ACCESSORIES



## ADJUSTABLE HOSE PINCHERS

A quick easy way to pinch off fuel and vacuum without damaging the line. Sold in pairs.

**35-5404** Adjustable Hose Pinchers

## CARB POP-OFF PRESSURE PUMP

Check float needle and valve seat holding pressure. Can also be used for checking impulse diaphragm pressure.

**35-8570** Carb Pop-Off Pressure Pump. (YW-42087)



35-8570

## MOTION PRO MERCURY CARB SYNCH PARTS

**35-9112** Brass Carb Balancer Adapters-5mm for Honda Suzuki Set includes 51mm and 102mm lengths.

**35-9113** Replacement Hose for Deluxe & Economy Synchronizer. Black, 3.5 x 7mm hose.

**35-9118** Carb Sync Adapter Set 6mm



35-9112

35-9113

35-9118



## FUEL LEVEL GAUGE

For measuring fuel level on Yamaha applications.

**35-8395** Fuel Level Gauge. (Float Bowl not included) YM-01312-A



## HOSE REMOVAL PLIERS

For easy removal of 4mm to 14mm vacuum and fuel hose. Engage the barb with the sharpened jaw for grip. Squeeze and the hose is easily pushed off by the silver jaw. Allows one handed removal. Sold each.

**35-9267** Hose Removal Pliers



## VACUUM & FUEL LINE PLUGS

Step designed plugs allow closing two lines of same or different sizes at the same time. Fits all 1/8", 3/16", 1/4", 5/16", 3/8" and 1/2" hoses. Tapered caps close tubes from 1/8" to 1/2". Bead chain prevents loss. Sold as a set.

**35-7758** Vacuum & Fuel Line Plugs



## K&L CARB CLEANER WIRE SET

A 10 piece wire set with spiral knurling for cleaning popular size jets and carb body holes/passages.

**35-3498** K&L Carb Cleaner Wire Set

## MOTION PRO QUICK RELEASE FUEL COUPLERS

Available with single and dual shutoff couplers. When disconnected, the coupler shuts off the flow from the source only, or from both sections. Connecting the couplers resumes flow. Fuel rated o-rings prevent leakage. Available for 1/4" and 5/16" I.D. fuel line.

**MOLDED WHITE PLASTIC**

**35-0984** Single Shutoff Coupler, 1/4"

**18-7213** Single Shutoff Coupler, 5/16"

**35-0985** Dual Shutoff Coupler, 1/4"

**35-0987** Dual Shutoff Coupler, 5/16"



## MOTION PRO FCR CARB TOOL

Set includes three bits - 6mm hex for main jets, long reach straight slot for pilot jets and 3mm allen for float bowl removal. Longer bits make this set ideal for reaching into recessed cavities when adjusting Keihin FCR carburetors. Sold as a set.

**35-7978** Motion Pro FCR Carb Tool



## YICS SHUTOFF STICK FOR YAMAHA

This wrench is used on Yamaha XJ550/650/750 and XJ1100J Maxim applications to shutoff YICS system for carb synchronization.

**35-8396** YICS Shutoff Stick for Yamaha. (YM-08025)

## MIGHTY CUTTER HOSE CUTTER

Hose cutting tool produces straight accurate cuts in hoses up to 1 1/8" or 28mm in diameter. Sold each.

**35-9302** Mighty Cutter Hose Cutter

**35-9303** Replacement Blade-each



35-4180



35-4182

## MOTION PRO JET WRENCHES

These steel jet wrenches have a rubber snap-off lid over a storage area for extra jets. Handle is knurled for secure grip. Sold each.

**35-4180** Motion Pro Jet Wrench for 6mm round jets

**35-4182** Motion Pro Jet Wrench for 6mm hex jets

SHOP EQUIP & TOOLS

HARD PARTS

CARB & FUEL

IGNITION/ELECTRICAL

CONTROL

SUSPENSION

ACCESSORIES



Deluxe Soft Case, 35-9812

**tecMATE**

## VACUUMMATE (ALLWEATHER)

The VacuumMate is the industry standard for fast & accurate synchronizing of carburetor / FI throttle valves on 2 & 4 stroke engines, with "smart" valve diagnostics & 'wireless' RPM measurement. Synchronize up to 6 cylinders with optional adapter kit. (35-8114) **Intake synchronizer**


- **Dynamic fault analyzer**
- **Tachometer** Three selectable modes provide full diagnostic capabilities 'RPM' mode for adjustment of engine speed of 2 & 4 stroke engines during synchronizing, 'AVE' mode with 3 overlapping scales from 5 to 55cm Hg & fixed resolution of 0.5cm Hg for general synchronizing, 'DYN' mode for troubleshooting - allows for immediate visual check why engine cannot synchronize, possible causes include non sealing valves or a cracked manifold. Includes soft nylon travel case, battery cord-set, T-connector & 4 x M5 & M6 flexi-rigid manifold adapters.

- 35-8108 VacuumMate Allweather with internal battery
- 35-8111 VacuumMate Allweather without internal battery
- 35-9812 Deluxe Soft Case, fits IgnMate, VacMate, CarbMate, Syncmate.
- 35-8802 5mm Replacement Flexi-Rigid Adapter, Sold EACH
- 35-8803 6mm Replacement Flexi-Rigid Adapter, Sold EACH
- 35-8114 VacuumMate 4 to 6 Channel Adapter  
Allows synchronization of 6 cylinder engines
- 35-7992 Replacement Battery Cord

## SYNCHROMATE 2

**tecMATE**

SynchroMate 2 has all the features of the CarbMate, but includes a built in tach with 50 rpm increments, and a gauge function that measures & displays vacuum. The optional 2-4 channel adapter set allows 4 cylinder bikes to be serviced as well. Works on carbureted and fuel injected motorcycles. Includes two 5mm & two 6mm rigid threaded adapters



- 35-8311 SynchroMate 2
- 35-8319 2 to 4 Channel Adapter
- 35-7992 Replacement Battery Cord

## CARBIMATE

**tecMATE**

Synchronization is indicated by a series of LEDs. Center LED will light when equalization is achieved. Accurate to within 0.5 cm/Hg true resolution, and unaffected by barometric pressure changes, the dual channel design can synchronize 3 & 4 cylinder engines with optional 4-channel adapter (35-8319) Powered by external 12V source or vehicle battery. Two year limited warranty



- 35-9794 CarbMate
- 35-8319 2 to 4 Channel Adapter
- 35-7992 Replacement Battery Cord

## K&L VACUUM GAUGES

2" gauges feature 0-76cm/hg readings and a high grade chrome finish. Deluxe set Includes Storage case, Rubber hoses, and 5 & 6 mm adapters and extensions. Built in restrictors eliminate needle bounce.

- 35-3019 Deluxe Vacuum gauge set
- 35-3215 Sync adapters 5x169mm (Pk/2)
- 35-3223 Sync adapters 5x98mm (Pk/2)
- 35-3232 Sync adapters 6x53mm (Pk/2)
- 35-3233 Sync adapters 6x60mm (Pk/4)



## EMGO ECONOMY CARB SYNC GAUGE SETS

Perfect for retail sales, these gauges include hoses, 5 and 6mm adapters, and individual damping control. Assembly required.

- 35-7294 Emgo Economy Carb Sync Gauge-two cylinder
- 35-7295 Emgo Economy Carb Sync Gauge-four cylinder



## SYNCHPRO

is the simple to use, spill proof alternative to mercury synchronizers. Priced less than electronic carb tuners, 5mm adapters are included making SynchPRO perfect for home or professional use.

- 35-7987 SynchPRO Carburetor Tuner
- 35-7988 Replacement Fluid for SYNCHPRO
- 35-9118 6mm Adapter Set -4 piece set Qty-2 short and Qty-2 Long adapters
- 35-9112 5mm Adapter Set -4 piece set



35-9112





**44T HANDPIECE WITH COLLETS**

Tapered-grip handpiece with a collet-type chuck that adapts to accessories up to 1/4". Pre-lubricated ball bearings require no maintenance. Handpiece measures 1" diameter x 5-5/8" long.

**35-8606** 44T Handpiece with Collets. Includes a pin, wrench and three collets. (3/32", 1/8", 1/4") Works on Foredom TX motors only. (does not fit Foredom R motors)



**FIVE PIECE MULTI DEBURRING TOOL**

Comes with five blades that are stored in the lightweight plastic handle. The blades are easily changed by depressing the locking button. Also useful for chamfering of small holes in metal. Sold each.

**35-9156** Five Piece Multi Deburring Tool



37-8569

37-8589

**FLEX-SHAFT MOTOR ONLY**

Made in U.S.A. by Foredom, this 1/3 H.P. permanent magnetic electric motor operates at full torque at any speed. RPM range is 0 - 15,000.

**37-8569** TX Flex-Shaft Motor only. Works with Foredom TXR foot pedal speed control.

**Optional Accessories**

**37-8589** Foredom TXR foot pedal speed control. Allows user to vary speed from low to high. Fits **37-8569** only

**37-8615** Inner replacement cable for **37-8569**

**37-8616** Flexible outer cable sheath for **37-8569**



**12 PIECE SWISS NEEDLE FILE SET**

Features round, knurled handles. 6-1/4" long. Great for cleaning 2-stroke ports, 4-stroke cylinder heads and more. Comes in plastic storage pouch.

**35-7748** 12 Piece Swiss Needle File Set



35-0490

35-0480

35-0485

**PORTING KIT**

35 piece kit contains popular sizes of flap wheels, cartridge rolls, and spiral rolls. Grinding stone and roll mandrels are also included. Sold as a kit.

**35-9127** Porting Kit



**PORTING FILE SET**

Three curved files designed for working on cylinder heads and cylinders.

**35-3906** Porting File set

**ALDEN DRILL-OUT POWER EXTRACTORS**

Made of high quality tool steel. Drills are tough enough to extract grade 8 and 10.9 class stainless steel bolts. Alden drill-outs feature a "self centering" tip to eliminate wandering, even on rough surfaces. Drill-Outs exclusive two piece design makes removing broken bolts a fast and simple one step procedure.

**35-0480** ALDEN Drill-Out Power Extractor (4 piece set: 6/8/10/12mm)

**35-0485** ALDEN Drill-Out Power Extractor (4 piece set: 3/4/5/6mm)

**35-0490** ALDEN Drill-Out Power Extractor (7 piece set: 3/4/5/6/8/10/12mm)

SHOP EQUIP & TOOLS

HARD PARTS

CARB & FUEL

IGNITION/ELECTRICAL

CONTROL

SUSPENSION

ACCESSORIES



SHOP EQUIP & TOOLS

HARD PARTS

CARB & FUEL

IGNITION/ELECTRICAL

CONTROL

SUSPENSION

ACCESSORIES



35-0413



35-0458



35-2765



35-2769



35-2766

## WINONA CB1401 CYLINDER BORING BAR

The CB1401 is the fastest and most efficient boring machine you can buy. With simple, accurate setup, the CB1401 handles cylinders from 1.5" to 4", up to .040" can be removed in one pass. Standard features include a **direct reading micrometer\*\***, centering cone, anti-vibration tool, automatic upper and lower feed stops and two parallels.

**\*\*Available in SAE or Metric, please specify when ordering.**

**35-4316** CB1401 Cylinder Boring Bar with 120V 60Hz 1Ph motor

### OPTIONAL EQUIPMENT

**35-0458** Big Bore Kit-Increases range from 4" to 4-1/2"

**35-4317** 3 Finger Centering Device

**35-4318** Replacement Carbide Inserts

**35-2769** Dial Indicator Centering Fixture (Part# 2408)

**35-2765** Dial Depth Indicator Manual Kit (Part# 1715)

**35-2766** Dial Depth Indicator, DRO Z-Axis (Part# 1716)

**35-2747** Brass Tipped Set Screw (Part# 801429)

**35-2748** 3/16 Brass Tipped Set Screw (Part# 801396)

**35-2749** SAE Tool Setting Micrometer (Part# 5121)

**35-2768** Metric Tool Setting Micrometer (Part# 5122)

### Specifications:

Range: 1.5" (38mm) - 4" (101mm)      Travel: 8" (203mm)  
Speeds: 222 & 335 RPM      Ship Weight: 550lbs. (249kg)



## VSG22 SEAT CUTTER (MANUAL)

Single carbide insert machines three angles simultaneously. Pilot is supported on both ends, with holders to fit the smallest valve seats. Ball joint allows 15° degree of movement

**35-2741** VSG22 Seat Cutter (Manual)

## V50 VALVE GRINDER

Easy to operate, with valves clamped in the head stock by a collet. Base is cast, Valve head-stock has an adjustment range from 30° to 60°. Longitudinal and transverse carriages slide on dovetail guides.

**35-2770** V50 Valve Grinder

## RAF120 ROD FIXTURE

Used to check bend & twist in connecting rods, four expanding mandrels makes set-up fast, eliminating operator error. Includes: 2 Dial Indicators, 4 Expanding Pins, 4 Alignment Arbors.

**35-2745** RAF120 Rod Fixture



35-0454

## WINONA PS1370 CYLINDER HONING MACHINE

The PS1370 produces a consistent surface finish. Cylinders are easy to set up and hone with the standard small engine fixture. It handles singles and many twins, triples, and fours, and will hone cylinders with torque plate attached. Shipping Weight is 400 lbs. (181kg) Honing Machine includes Honing Oil Pump, Work Light, Small Engine Fixture, 1/2" Jacobs Chuck Kit and 5 Gallons of Honing Oil.

**35-0454** PS1370 Cylinder Honing Machine, 110V 60Hz 1Ph

### OPTIONAL EQUIPMENT

**35-0456** Hone Head with Dual Friction Feed

**35-0457** Junior Hone Head with Dual Friction Feed

### Specifications:

Range: 2.5" (66mm) - 5.6" (142mm)      Stroke: Up to 10" (254mm)  
Air Required: 110 PSI @ 3 cfm      Motor: 1/4 H.P.

## HT100 HOT TANK

Holds 100 Gal of solution, with insulated tank and lid. Large 22 x 34 inch basket has 500Lb. weight capacity. Thermostat for temperature control, 1/2 HP. motor. Removable bottom crate for easy clean out of sludge.

**35-2738** HT100 Hot Tank


35-2738



## WVN3226 SPRAY WASHER

Spray Washer for heads, blocks and engine components. Adjustable thermostat gives quick heat up. Double-lipped door seal prevents leaks. 60-min. timer, 3 HP motor, and 1000 lb. capacity are standard

**35-2736** WVN3226 Spray Washer



35-2736

## CH1300 HONING TANK

Designed for ease and safety of operation during honing. Your motorcycle cylinders are easy to set up with the standard small engine fixture. It's easy to use, accurate, and affordable for any shop.

**35-2737** CH1300 Honing Tank



35-2737

**LARGE BORE CYLINDER HONE SET**



35-1920

**SMALL BORE CYLINDER HONE SET**



35-2104

**35-1920** Large bore cylinder hone set  
Range: 70mm to 108mm, Larger with special order rack set  
Set includes: Hone body with 76-108mm rack, 80 & 180 grit stones, cleaning brush, dressing paddle and sturdy storage case

**LARGE BORE CYLINDER HONE SET REPLACEMENT PARTS**

- 35-1921** Drive Shaft Only
- 35-1922** Rack Set 70-95mm
- 35-1923** Rack Set 100-158mm
- 35-1931** 80 Grit Stone Set 76-108mm
- 35-1932** 180 Grit Stone Set 76-108mm
- 35-1933** 280 Grit Stone Set 76-108mm
- 35-1934** 500 Grit Stone Set 76-108mm
- 35-1936** 80 Grit Stone Set 70-95mm
- 35-1937** 180 Grit Stone Set 70-95mm
- 35-1938** 280 Grit Stone Set 70-95mm
- 35-1939** 180 Grit Stone Set Nikasil 70-95mm

**REPLACEMENT PARTS FOR OLD 35-9151 MODEL 8550**

- 35-9189** Roughing Extension Stone Set (60 Grit): Includes 2 stones and 2 felts.
- 35-9188** Finishing Stone Set (220 Grit): Includes 2 stones and 2 felts. Range 1-3/8" to 2" (35mm to 50.8mm).
- 35-9191** Finishing Stone Set (220 Grit): Includes 4 stones range 1-3/8" to 2" (35 to 50.8mm)
- 35-9190** Finishing Stone Set 220 Grit: Includes 2 stones and 2 felts. Range 2" to 2 5/8" (50.8 to 66.7mm).

**WISECO NYLON SOFT-HONES**

These hones feature soft nylon bristles that are diamond impregnated for imparting a crosshatch finish on cylinder walls. This helps ring seating and compression; while the flexibility of the hone prevents them from scoring cylinders. Available in these sizes:

- 35-5892** 45-57mm (1.77"-2.24")
- 35-5893** 57-70mm (2.24"-2.76")
- 35-5894** 63-76mm (2.48"-2.99")
- 35-5895** 76-89mm (2.99"-3.50")
- 35-5896** 89-102mm (3.50"-4.02")



**Toll Free: 800-727-6767**  
**www.klsupply.com**

**35-2104** Small bore cylinder hone set  
Set includes: Hone body and 180 grit stones. 3 size ranges 44.5-55.9mm, 52-63.5mm and 59.6-69.9mm in a sturdy storage case

**SMALL BORE CYLINDER HONE SET REPLACEMENT PARTS**

- 35-2105** Driver Yoke Assy
- 35-2106** Stone Screw
- 35-2107** Spring
- 35-2108** Jaw
- 35-2111** 80 Grit Stone Set 44.5-55.9
- 35-2112** 180 Grit Stone Set 44.5-55.9
- 35-2113** 280 Grit Stone Set 44.5-55.9
- 35-2114** 180 Grit Stone Set Nikasil 44.5-55.9
- 35-2121** 80 Grit Stone Set 52-63.5mm
- 35-2122** 180 Grit Stone Set 52-63.5mm
- 35-2123** 280 Grit Stone Set 52-63.5mm
- 35-2124** 180 Grit Stone Set Nikasil 52-63.5mm
- 35-2125** 80 Grit Stone Set 59.6-69.9mm
- 35-2126** 180 Grit Stone Set 59.6-69.9mm
- 35-2127** 280 Grit Stone Set 59.6-69.9mm
- 35-2128** 180 Grit Stones Nikasil 59.6-69.9mm

**REPLACEMENT PARTS FOR OLD 35-9139 LARGE BORE CYLINDER HONE SET MODEL 500**

The Model 500 Hone set (P/N:35-9139) has been Discontinued. However, we still carry the replacements parts to keep you going!

- 35-9159** Drive Shank only
- 35-9153** Roughing Stone Set (60 Grit): Includes 2 stones & 2 felts
- 35-9154** Medium Stone Set (220 Grit): Includes 2 stones & 2 felts
- 35-9166** Fine Stone Set (320 Grit): 2 stones and 2 felts
- 35-9158** Polishing Stone Set (400 Grit): Includes 2 stones & 2 felts

**REPLACEMENT PARTS FOR OLD 35-9150 SMALL BORE CYLINDER HONE SET MODEL 3950**

The Model 3950 Hone set (P/N:35-9150) has been Discontinued. However, we still carry the replacements parts to keep you going!

- 35-9177** Drive Shank only
- 35-9165** Stone Retainer Springs pk/12
- 35-9168** Roughing Stone Set (60 Grit) : Includes 2 stones and 2 felts. Range: 1-7/8" to 2-3/4"(47.6mm to 69.8mm)
- 35-9172** Roughing Stone Set Extension (60 Grit): Includes 2 stones and 2 felts. Range: 2-3/4" to 3-5/8" (69.8mm to 92mm)
- 35-9169** Finishing Stone Set 220 Grit: Includes 2 stones and 2 felts Range: 1-7/8" to 2-3/4"(47.6mm to 69.8mm)
- 35-9173** Finishing Stone Set Extension 220 Grit: Includes 2 stones and 2 felts. Range: 2-3/4" to 3-5/8" (69.8mm to 92mm)
- 35-9174** Stone Set (320 Grit for aluminum): Includes 2 stones and 2 felts. Range: 1-7/8" to 2-3/4"(47.6mm to 69.8mm)
- 35-9176** Stone Set Extension (320 Grit for aluminum): Includes 2 stones and 2 felts. Range: 2-3/4" to 3-5/8" (69.8mm to 92mm)

SHOP EQUIP & TOOLS

HARD PARTS

CARB & FUEL

IGNITION/ELECTRICAL

CONTROL

SUSPENSION

ACCESSORIES

SHOP EQUIP & TOOLS

## CYLINDER FLEX-HONE

For fast and efficient deglazing and final finish honing of cylinder walls. Globules of silicone carbide (SC) or aluminum oxide (AO) are laminated to the ends of high density bristles, providing a consistent cross-hatch pattern for oil retention and instant ring seating. Available in the following sizes and grits: red=180, blue=240, white=320 grit



**Note: Sizes listed refer to Inner Diameter of Cylinder. (Bore)**

180 GRIT (SC)		240 GRIT (SC)		320 GRIT (AO)	
35-9131	36 ~ 38mm	35-9231	36 ~ 38mm	35-2725	36 ~ 38mm
35-9132	39 ~ 45mm	35-9232	39 ~ 45mm	35-2726	39 ~ 45mm
35-9133	46 ~ 51mm	35-9233	46 ~ 51mm	35-2729	46 ~ 51mm
35-9136	52 ~ 57mm	35-9234	52 ~ 57mm	35-2731	52 ~ 57mm
35-9145	58 ~ 64mm	35-9235	58 ~ 64mm	35-2732	58 ~ 64mm
35-9138	65 ~ 70mm	35-9236	65 ~ 70mm	35-9208	65 ~ 70mm
35-9140	71 ~ 76mm	35-9237	71 ~ 76mm	35-9209	71 ~ 76mm
35-9141	77 ~ 83mm	35-9238	77 ~ 83mm	35-9210	77 ~ 83mm
35-9142	84 ~ 89mm	35-9239	84 ~ 89mm	35-2733	84 ~ 89mm
35-9229	90 ~ 95mm	35-9240	90 ~ 95mm	35-9213	90 ~ 95mm
35-9230	96 ~ 105mm	35-9241	96 ~ 105mm	35-9217	96 ~ 105mm
35-9143	Flex Hone Oil 1/2 Pint				

HARD PARTS

## NEWAY HARLEY-DAVIDSON® KIT KM-2451

**\*\*Note: Same as KM2450, with the addition of 140-7.02 solid pilot.**

- 622H Cutter - 1-1/2" dia. 31° x 46°
- 205 Cutter - 1-1/2" dia. 60°
- 293 Cutter - 1-3/4" dia. 60°
- 642H Cutter - 1-3/4" dia. 31° x 46°
- 140-5/16 Solid Pilot - 5/16" dia. -3, -2, -1, STD., +1
- 140-11/32 Solid Pilot - 11/32" dia. -4, -3, -2, -1, STD., +1
- 140-3/8 Solid Pilot - 3/8" dia. -2, -1, STD., +1, +2, +3, +4
- 140-7.02 Solid Pilot - 7.02 mm
- TW505 T-Wrench
- CA160 Case
- KACC246 Accessories Kit



37-9367

- 37-9367 Harley-Davidson® Kit
- 37-9364 Harley-Davidson® V-Rod Kit (optional Valve Seat Cutter Kit for V-Rod applications)

CARB & FUEL

IGNITION/ELECTRICAL

CONTROL

## NEWAY PU1800 POWER UNIT

The PU1800 Power Unit rolls along a bench mounted track to quickly position over the valve seat. No time is lost leveling or locking down the head. The power unit's double universal joint transmission easily adjusts to any cylinder head shape. The PU1800 Power Unit includes motor, transmission, trolley & track, and foot switch.

**Note: 37-9376 not included.**

- 37-9369 NEWAY PU1800 Power Unit



37-9369

## NEWAY CYLINDER HEAD STANDS

Sold in pairs.

- 37-9376 NEWAY Cylinder Head Stands

## NEWAY SMALL ENGINE VIDEO

Covers both valve seat reconditioning and valve refacing.

- 37-9377 NEWAY Small Engine Video

## NEWAY EASY-TURN WRENCH

The Easy-Turn Wrench helps you get more out of your Neway valve seat cutters. This handy accessory enables you to keep the cutter turning continuously so that the seats are finished faster. Comfortable to use, the Easy-Turn Wrench allows you to feel the amount of material being removed.

- 37-9370 NEWAY Easy-Turn Wrench

**Note: Cutters not included**



SUSPENSION

ACCESSORIES

## NEWAY GENERAL JAPANESE KIT KM-2563\*\*

**\*\*Note: Same as KM2562, with the addition of 140-5.5 solid pilot.**

- 37-9468 General Japanese Kit
- 132 Cutter - .830" dia. 32°
- 131 Cutter - .850" dia. 45°
- 133 Cutter - .874" dia. 60°
- 122 Cutter - .975" dia. 45°
- 123 Cutter - .975" dia. 31°
- 111 Cutter - 1" dia. 60°
- 120 Cutter - 1" dia. 15°
- 270 Cutter - 1-1/4" dia. 60°
- 607 Cutter - 1-1/4" dia. 30°
- 608 Cutter - 1-1/4" dia. 45°
- 205 Cutter - 1-1/2" dia. 60°
- 626 Cutter - 1-1/2" dia. 30° x 45°
- 100-4.0 Solid Pilot - 4.0mm dia.
- 100-4.5 Solid Pilot - 4.5mm dia.
- 100-5.0 Solid Pilot - 5.0mm dia.
- 100-5.5 Solid Pilot - 5.5mm dia.
- 100-5.52 Solid Pilot - 5.52mm dia.
- 100-6.0 Solid Pilot - 6.0mm dia.
- 100-6.6 Solid Pilot - 6.6mm dia.
- 140-5.0 Solid Pilot - 5.0mm dia.
- 140-6.6 Solid Pilot - 6.6mm dia.
- 140-6.98 Solid Pilot - 6.98mm dia.
- 140-7.0 Solid Pilot - 7.0mm dia.
- 140-7.02 Solid Pilot - 7.02mm dia.
- 140-8.0 Solid Pilot - 8.0mm dia.
- 140-8.02 Solid Pilot - 8.02mm dia.
- TW505 T-Wrench
- TW-503-1 Adapter, 1/2" to 3/8"
- CA497 Case
- KACC246 Accessories Kit



37-9468

## KM2600 MOTOCROSS BIKE KIT

- 37-9219 KM2600 Motocross Kit
- CU122 Cutter, 25mm dia., 45 degrees
- CU123 Cutter, 25mm dia., 31 degrees
- CU111 Cutter, 25mm dia., 60 degrees
- CU607 Cutter, 32mm dia., 30 degrees
- CU608 Cutter, 32mm dia., 45 degrees
- CU270 Cutter, 32mm dia., 60 degrees
- CU626 Cutter, 38mm dia., 30 degrees. x 45 degrees.
- 100-4.0 Solid pilot, small series 4mm
- 100-4.5 Solid pilot, small series 4.5mm
- 100-5.0 Solid pilot, small series 5mm
- 140-4.5 Solid pilot, standard series 4.5mm
- 140-5.0 Solid pilot, standard series, 5mm
- 140-5.5 Solid pilot, standard series, 5.5mm
- TW505 T-wrench
- TW503-1 Adapter, 1/2" hex to 3/8" hex
- CA497 Case, 11 cutter capacity
- KACC246 Accessories kit



37-9219

## NEWAY CUTTING FLUID

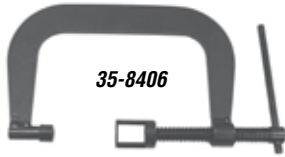
- 37-9374 One Pint Spray Bottle
- 37-9375 One Gallon Bottle



37-9374



37-9375



35-8406



35-9408

## VALVE SPRING COMPRESSORS

Designed specifically to service motorcycle and ATV applications. Two types available:

**35-8406** YM-01253 Short C-Clamp type. Comes with two adapters 26mm and 32mm.

**35-9408** YM-04019 This tool is durable, yet lightweight in design. Quick release post. **Made in Japan.**

### Optional Adapters for 35-9408

**35-8669** 17mm I.D. Adapter (YM-04114)

**35-8668** 20mm I.D. Adapter (YM-04108)

**35-8666** 26mm I.D. Adapter (YM-01253-1)

**35-8667** 32mm I.D. Adapter (YM-01253-2)



35-8400

### Optional Adapters for Honda - Fits Kowa Valve Spring Compressor with threaded adapter only

**35-8400** 18mm I.D. Adapter (07959-KM30101)



Designed for motorcycle heads. Includes three adapters (16.5, 21.5 & 23mm I.D.) and two posts. **Made in Japan.**

**35-1070** Valve Spring Compressor



## CYLINDER HEAD STANDS

Makes cylinder heads easier to work on! Sturdy stands will hold head safely and securely, even on uneven surfaces. Tapered pins fit any size cylinder head bolt hole. Sold as a 2 piece set.

**35-9125** Cylinder Head Stands

## CLOVER VALVE LAPPING COMPOUND KIT

The world famous green can with the four leaf clover. For seating valves, mating gears, and sharpening. Sold as a kit with coarse 120 grit (roughing) and 280 fine grit (finishing).

**35-0309** Clover Valve Lapping Compound Kit



## 8 LB. MAGNETIC PICK UP TOOL

This is a more powerful version of a workshop staple. Able to lift up to eight pounds, the pick-up extends to 24". A pocket clip allows you to easily carry it with you so it is always there when you need it.

**35-7955** 8 lb. Magnetic pick-up Tool



## NEWAY VFR-1000 VALVE FACE RECONDITIONER

The VFR-1000 motorized valve face reconditioner gives you precise valve face angle with less time, effort, and expense. The VFR-1000 machines the valve face in flawless concentric patterns, providing the proper surface texture for a complete valve seal. Uses 115 volt-60 cycle. Standard equipment includes: 1 collet 3/8" (9.5mm), 3 carbide tool bits (9 cutting edges), high intensity work light, 1 finishing disc for butting valves, and illustrated operating instructions.

**Note: Collets sold as an option. Please specify size requirements.**

### SPECIFICATIONS

- Accuracy: Concentricity within OEM specs
- Valve Size Range: 1/2" to 2-1/2"
- Collet Size Range available (**optional**): .157" (4mm) through 1/2" (13mm)
- Variable Rotation Speed: Up to 1300 RPM
- Variable Cutting Tool Feed
- Cutting Bit: Tungsten Carbide

**37-9372** NEWAY VFR-1000 Valve Face Reconditioner

## NEWAY "GIZMATIC"

The "Gizmatic" is the most efficient tool for refacing valves by hand. Crank style lever turns the blades against the stationary valve face. This crank provides the operator with enough leverage to make the job effortless, while a second lever allows the operator to control the feed rate of the blades. The "Gizmatic" features soft jawed V-blocks which hold the valve stem securely in a vise while the cone, either 45° or 30°, automatically centers itself on the valve face.



**37-9371** NEWAY "Gizmatic"

## NEWAY VALVE CONCENTRICITY GAUGE

A precision gauge to quickly and accurately measure valve face to valve stem concentricity. May be used before and after reconditioning. Accurate within 0.0005 inch (0.01mm).



**37-9373** NEWAY Valve Concentricity Gauge

## FLEXIBLE MAGNETIC PICKUP TOOL

Rigid flexible pickup tool bends to any position and stays there. Great for small parts in blindspots and other hard to reach places. 1.5lb capacity magnetic head is only 5/16" (8mm) in diameter.

**35-7950** Shape Shifter Magnetic Tool



35-7950

SHOP EQUIP & TOOLS

HARD PARTS

CARB & FUEL

IGNITION/ELECTRICAL


CONTROL

SUSPENSION

ACCESSORIES

SHOP EQUIP & TOOLS

HARD PARTS



## KWIK-LOADER VALVE KEEPER TOOL SET

The Kwik-Loader cuts valve installation and removal time drastically. It's compact and easy to use design replaces bulky C-clamp style compressors. The white tool is used for keeper removal, simply slide it over the spring pack/retainer and use a mallet to apply downward pressure to the collar. Remove the tool and keepers are ready to take out. To re-assemble, put valve into the guide, install the springs, and place retainer and keepers in position. Using the black tool, hand pressure is sufficient to complete the installation process. It's easier and faster than automotive style compressors, and you can even change valve stem seals without removing cylinder heads. Simply apply air pressure to the assembled head via the spark plug hole, and follow the same procedure above. Save time and make more money, contact your representative for details.

**35-3568** Kwik Loader Keeper Installation/Removal Tool

**Visit for Demos!**

[kwikloader.klsupply.com](http://kwikloader.klsupply.com)

CARB & FUEL

IGNITION/ELECTRICAL

CONTROL

SUSPENSION

ACCESSORIES



## VALVE GUIDE DRIVERS

Use for removal and installation of valve guides into cylinder head.

<b>35-8388</b>	4.0mm YM-04111	<b>35-8418</b>	4.5mm YM-04116
<b>35-8416</b>	6.0mm YM-04064-A	<b>35-8417</b>	5.0mm YM-04097
<b>35-8414</b>	7.0mm YM-01225-A	<b>35-8408</b>	5.5mm YM-01122
<b>35-8413</b>	8.0mm YM-01200		



**35-8423**



**35-8435**

## YAMAHA VALVE GUIDE INSTALLERS

These installers are used for installation of Yamaha shoulderless valve guides to a specific depth into the cylinder head. To use, position onto the valve guide and drive into the cylinder head until installer makes contact with cylinder head surface. **Note:** Must use with Valve Guide Driver. Available in the following sizes:

<b>35-8387</b>	4.0mm	YM-04112	<b>35-8439</b>	4.5mm	YM-04117
<b>35-8437</b>	5.0mm	YM-04098	<b>35-8419</b>	5.5mm	YM-04015
<b>35-8435</b>	6.0mm	YM-04065-A	<b>35-8423</b>	7.0mm	YM-04017



## VALVE GUIDE REAMERS

Reaming valve guides after installation assures a proper valve stem to valve guide fit. Available in the following sizes:

<b>35-3854</b>	4.0mm YM-04113	<b>35-3847</b>	6.0mm YM-04066
<b>35-3829</b>	4.5mm YM-04118	<b>35-3851</b>	7.0mm YM-01227
<b>35-3835</b>	5.0mm YM-04099	<b>35-3852</b>	8.0mm YM-01211
<b>35-3836</b>	5.5mm YM-01196		



## VALVE GUIDE FLEX-HONES (320 GRIT)

Available in the following I.D. sizes:

<b>35-9243</b>	4.0mm	<b>35-9246</b>	6.0mm
<b>35-9245</b>	5.0mm	<b>35-9247</b>	7.0mm
<b>35-9244</b>	5.5mm	<b>35-9248</b>	8.0mm

## VALVE LAPPING TOOL

The ultimate vacuum stick for perfect surfaces on valves and valve seats. Interchangeable cups make unit suitable for use with virtually any size valve. Set includes vacuum stick, 3/4" and 1/4" rubber cups.

**35-8998** Valve Lapping Tool



## RACING VALVE STEM SEAL INSTALLERS

Designed for the installation of Valve Stem Seals on modern Shim Under Bucket 4-stroke street, ATV and Dirtbike heads. These tools can hold up to 4 Valve Stem Seals and load them onto the valve guides in under 15 seconds. **Sold each.**

**35-2771** Valve Stem Seal Installers (4.0)

**35-2773** Valve Stem Seal Installer (4.5)

**35-2776** Valve Stem Seal Installer (5.0)

**35-2778** Valve Stem Seal Installer (5.0 Hyabusa)







## SHIM TOOLS (BUCKET HOLDERS)

A must when setting valves with shim type adjustment.

Available for the following models:

<b>35-2629</b>	Honda	CB750/900/CBX1000 (Motion Pro)
<b>35-3457</b>	Kawasaki	KZ750 twin, KZ900/1000/1100/1300 (Motion Pro)
<b>35-2628</b>	Suzuki	GS550/750/850/1100, Yamaha Seca II (Motion Pro)
<b>35-3458</b>	Yamaha	XJ650/750 & XS750/850/1100 series (Motion Pro)
<b>35-3461</b>	Yamaha	FJ1200
<b>35-3462</b>	Yamaha	XVZ12/13 Venture, V-Max
<b>35-3466</b>	Yamaha	XT250 & TT/XT350

## CRANKSHAFT TURNING TOOL FOR DUCATI

Crankshaft turning tool used on late model Ducati 1990 to current. (750/900/916) Special tool turns timing mark on the degree wheel for perfect valve adjustments. Remove spark plugs and place engine in neutral during use. Mechanic's timesaver.



**35-5955** Crankshaft Turning Tool for DUCATI

## MOTION PRO VALVE CLEARANCE GAUGES

(Sold in Cards of six)


**35-2625** .002" / .003"

**35-2626** .004" / .005"

**35-2627** .006" / .008"

**35-2874** Motion Pro Assortment


2 each of above part numbers



## TAPPET VALVE ADJUSTER WRENCH 3&4MM

Yamaha applications with 3 & 4mm square tappets.

**35-8404** Tappet Valve Adjuster Wrench 3&4mm. (YM-08035-A)



## TAPPET ADJUSTMENT TOOL SET

Includes square 8mm knurled tappet adjuster and 8, 9, and 10mm hexes suitable for most four stroke motorcycles and ATVs with adjustable valves.

**35-6893** Tappet Adjustment Tool Set



## MOTION PRO SIX PIECE TAPPET SET

Set contains three socket wrenches (8mm, 9mm, 10mm) and three adjusters (screw type, 3mm square, 4mm square). Fits nearly all models of Honda, Suzuki, and Yamaha Motorcycles and ATV's with screw-type adjusters.

**35-5970** Motion Pro Six Piece Tappet Set

## DS SALES SIX PIECE TAPPET TOOL SET


This set has 8, 9, & 10mm sockets, and slotted, 3 and 4mm adjusters to service most common locknut adjusted motorcycles and ATV models.



**35-7960** DS Sales Six Piece Tappet Tool Set.



**35-1770**



**35-8397**


## FEELER GAUGES

**35-1770** 25 Blade Metric Gauge

Twenty five straight blades: .04, .05, .06, .07, .08, .09, .10, .15, .20, .25, .30, .35, .40, .45, .50, .55, .60, .65, .70, .75, .80, .85, .90, .95, & 1.00mm

**35-8397** 14 Blade Offset Decimal/Metric (YM-34483)

Sizes on blades listed in both decimal and metric. Fourteen offset blades: .002" (.051mm), .003" (.076mm), .004" (.102mm), .005" (.127mm), .006" (.152mm), .007" (.178mm), .008" (.203mm), .009" (.229mm), .010" (.254mm), .011" (.274mm), .012" (.305mm), .013" (.330mm), .014" (.356mm)



## FEELER GAUGE .05 - 1.0MM

This 13 blade feeler gauge features the following metric sizes: .05, .10, .15, .20, .25, .30, .40, .50, .60, .70, .80, .90, 1.0mm

**35-7976** Feeler gauge



Visit our Website for Video Demos!  
[www.klsupply.com](http://www.klsupply.com)


SHOP EQUIP & TOOLS



**MOTION PRO PISTON PIN REMOVAL TOOL**  
This high quality shop tool removes 12mm-25mm pins from 40mm-100mm pistons.  
**35-5961** Motion Pro Piston Pin Removal Tool

HARD PARTS

**SPRING HOOK PULLERS**



**35-1992**  
**35-2929**  
**35-3935**

- 35-1992** Motion Pro Heavy Spring Hook Puller. (w/ T-Handle)
- 35-2929** 6" length Spring Hook Puller.
- 35-3935** 165mm Spring Hook Puller.

CARB & FUEL

IGNITION/ELECTRICAL



**MOTION PRO TORQUE WRENCH ADAPTER**  
12mm/14mm at each end. Made from chrome vanadium tool steel with hard nickel pewter finish. Properly torque two-stroke cylinder base nuts and hard to reach fasteners. Multiply your torque wrench readings by using chart supplied with the tool for proper torque specifications. Always check with your owners manual for proper torque specifications for each model.

- 35-0910** Motion Pro Torque Wrench Adapter

CONTROL

SUSPENSION



**MOTION PRO ADJUSTABLE TORQUE WRENCH ADAPTER**  
Apply up to 90ft/lbs of torque using standard combo & allen wrenches.

- 35-7986** Motion Pro Adjustable Torque Wrench Adapter

ACCESSORIES



**GASKET SCRAPER**  
High grade forged steel for rugged service along with strong grip handle. Scrapes surfaces clean for installing new gaskets.  
**35-4011** Gasket Scraper

**QUICK RELEASE RING COMPRESSOR**

Quick release makes it easy to remove from piston. Range is from 2-1/8" ~ 5" (54mm ~ 127mm). Sold each.

- 35-8723** Quick Release Ring Compressor



**PIPE END SHAPER**

Rounds out exhaust pipes that are crushed or bent. Range is 1-1/2" - 3" (38.10 - 76.20mm). Sold each.

- 35-9269** Pipe End Shaper



**CYLINDER HEAD NUT WRENCH**

8mm (engine in frame) Fits XZ550 Vision, XVZ12/XVZ13 Venture & Venture Royale and VMX12 V-Max. Sold each.

- 35-8405** YM-28897

**PISTON BASE HOLDERS**

Sold each.

- 35-9810** 3/16" thick x 5-1/4" length

- 35-9811** 1/2" thick x 6-3/4" length



**T-HANDLE SPARK PLUG WRENCH**

Made in Japan. Sold each.

- 35-6375** 10mm-C series



**T HANDLE SPARK PLUG SOCKET**

Deluxe T handle spark plug sockets with ergonomic grip and universal socket end. For 10 and 14mm thread plugs Chrome finish.

- 35-9405** 10mm T handle socket

- 35-9402** 14mm T handle socket



**SLIDING T-HANDLE SPARK PLUG WRENCH**



- 35-1008** Sliding T-Handle Spark Plug Wrench. 12mm Deep (extra long reach) Sold each.

**MOTION PRO CRF CAM GEAR HOLDER**

Allows you to easily torque the cam gear bolts on a 2002-2006 CRF450R/X & 2006-2012 TRX450R/ER without a helper. Holds cam gear in place during removal and installation of cam gear bolts, works on stock and aftermarket cam gears. Reduces stress on cam chain and adjuster. A must have tool for anyone doing work on these popular models.

**35-5793** Motion Pro CRF Cam Gear Holder



**35-5793**

**MOTION PRO GEARJAMMER**

Locks gears in place for easy installation and removal and allows tightening lock nuts to proper torque setting. Works on virtually any motor, originally developed for removing and installing the primary gear on a Honda CRF 450. Powerful magnet holds tool in place during use

**35-5803** Motion Pro Gearjammer



**35-5803**

**5PC SPARK PLUG SOCKET SET**

This 5 piece set has all the popular sizes including a 14mm for the newer Honda CRF Models.

**35-7966** 5PC Spark Plug Socket Set

Set includes 14mm, 5/8", 18mm, 3/4" and 13/16" sizes on a convenient holder.

**35-7966**



**MOTION PRO SPARK PLUG SOCKET**

Specially designed, 18mm spark plug wrench fits many late model applications. Use with 3/8" ratchet, 13/16" wrench, tool kit bar or phillips screwdriver that fits in 8.5 mm hole on socket

**35-7977** Motion Pro Spark Plug Socket



**35-7977**

**MOTION PRO 14MM SPARK PLUG SOCKET**

Thin wall design allows for use in small plug cavities. Can be driven with 1/4 in. drive ratchet, 13mm or 14mm wrench, socket or T-handle. Rubber plug retainer. Designed for use on late model KTM 4-strokes, 2010 Honda CRF250R and 2009 CRF450R

**35-7838** Motion 14mm Spark Plug Socket



**35-7838**



**35-7836**

**MOTION PRO 4-STROKE SPARK PLUG TOOL**

Specially designed for water-cooled 4-strokes with 5/8" plugs. 2-step extension-Swivel or fixed. Socket can also be used with a screwdriver to hold the front 19mm hex axles on late model 4-strokes. Sold each.

**35-7836** Motion Pro 4-Stroke Spark Plug Tool

**MOTION PRO RATCHET SPARK PLUG WRENCH KIT**

The ratchet mechanism makes installation and removal of the spark plug very easy. it's perfect for modern dirtbikes with little clearance between the spark plug and the fuel tank. Use one side for removal, then flip over for installation. Fits standard 13/16" plugs. Kit includes ratcheting spark plug wrench and 3/16" extension socket.

**35-9772** Ratchet Spark Plug Wrench Kit

**35-9764** Ratchet Spark Plug Wrench only



**35-9772**



**WATERCOOLED PLUG WRENCH**

Designed for easier use on bikes with water cooled cylinders. Sold each.

**35-6422** Watercooled Plug Wrench

**K&L PORTABLE AUXILIARY GAS & FAN CADDY**

This tool offers mobility by centralizing all required tools on one easy to use fixture and now features an additional shelf for increased storage. Constructed of square tubing, the height is adjustable up to 68" with hooks to attach gauges and fuel bottles.

The stand is UPS shippable, and is finished in blue powder coat. Sold each.

**35-9453** K&L Portable Auxiliary Gas & Fan Caddy

EQUIPMENT SHOWN NOT INCLUDED



**K&L MC25 METRIC ENGINE STAND**



**37-9352**

This versatile engine stand is easily adjustable to accommodate the wide range of engine types in service today, from twins to in-line fours and even six cylinder Benelli and Honda CBX engine! Height and width are both adjustable on the MC25, another major feature is the ability to rotate an engine a full 360 degrees. Pan removal, transmissions, and starter clutches are just a few of the services that are easier with MC25.

**37-9352** K&L MC25 Metric Engine Stand

**37-6336** 200MM Adaptor for K&L MC25 Metric Engine Stand

SHOP EQUIP & TOOLS

HARD PARTS

CARB & FUEL

IGNITION/ELECTRICAL

CONTROL


SUSPENSION

ACCESSORIES

## CAM CHAIN TENSIONER TOOL FOR "A.C.C.T." (AUTO CAM CHAIN TENSIONERS)

Visit for Demos!

camchaintools.klsupply.com



35-6601



Automatic Cam Chain Tensioners have become the norm on today's bikes, this tool allows you to retract the tensioner for ease of removal and installation. The tabs on the tool engage in the slots on the body of the tensioner, simply turn the knob to disengage the tensioner mechanism.

35-6601 ACCT Tensioner Tool

## CAMCHAIN TENSIONER TOOL FOR YAMAHA 2007-2012 R-1



35-6571



Here's a better way to make a common job faster and easier. This tool allows easy re-setting of the cam chain tensioner mechanism on the Yamaha R-1. The threaded C-Clamp design lets you gradually compress the unit, making re-installation of the tensioner easier. A rubber pad at the receiving end of the tool prevents marring or scratches, while the body of the tool includes a convenient tab that makes it possible to mount it in a bench vice for hands free operation.

35-6571 R-1 Tensioner Tool

SHOP EQUIP & TOOLS

HARD PARTS

CARB & FUEL

IGNITION/ELECTRICAL

CONTROL

SUSPENSION

ACCESSORIES



35-9536

35-9535

### MOTION PRO 2-STROKE TIMING KIT FOR WATER-COOLED ENGINES

Kit includes dial indicator gauge with 0-5mm range in .01mm increments, 14mm spark plug thread adapter, and extensions (contact points) in different lengths. Designed to clear frame tubes on most recent water cooled models.

35-9535 2-Stroke Timing Kit for Water-Cooled Engines

35-9536 2-Stroke Adapter Kit for Air-Cooled Engines.

Includes extended thread adapter and dial indicator extension. (contact point)

### 11 PIECE GASKET HOLE PUNCH SET

Designed to cut holes and internal radii in gaskets and other soft material such as rubber, felt fiber. Contains 5-3/8" long driving mandrel, ten punches sized at 1/4", 3/8", 1/2", 5/8", 5/16", 7/16", 9/16", 3/4", 1" and an attractive plastic storage box.

35-1808 Gasket Hole Punch Set



### 3-IN-1 EXT/INT CIRCLIP PLIER

These space saving 3 in 1 pliers will do both internal and external circlips.

35-9407 3-IN-1 EXT/INT Circlip Plier

**New!**



35-9407

### COMBO INTERNAL / EXTERNAL CIRCLIP PLIER

6 1/4" reversible internal and external circlip removal tool. Includes both straight and 45 degree head with 1.2mm tips and straight and 90 degree heads with 1.5mm tips. Comes packaged in a durable molded case.

35-9401 Combo Int/Ext Circlip Plier



### INTERNAL CIRCLIP PLIERS

Made from drop forged steel. 1.2mm tip diameter. Comfortable rubber grip. 50mm long tip with 90 degree angle for deep reach.

35-6892 Internal Circlip Pliers



35-6892

## OEM TYPE OIL FILTER SOCKET WRENCH



35-4980 35-4981 35-4983

Designed to remove and install OEM spin-on oil filters. Sold each.

**Important Note:** Will not fit FRAM Oil Filters.

Available for the following models:

**35-4980** Fits Honda Oil Filter 15410-MM9-013  
Fits Kawasaki Oil Filter 16097-1061/1063/1064  
Fits Yamaha Oil Filter 3FV-13440-00-00, 5GH-13440-00-00  
and 5JW-134440-00-00

**35-4981** Fits Suzuki Oil Filter 16510-06B01, Yamaha "5DM" style

**35-4983** Fits BMW, Ducati, H-D and Moto Guzzi OEM Oil Filters  
76mm, 8 flute type

## FRAM OIL FILTER CUP WRENCH


**35-4995** 65 & 67mm- Fits Fram Oil Filters  
PH6017 & PH6018

35-4995



## OIL FILTER REMOVAL PLIERS

These pliers will remove those hard to reach or damaged oil filters. Great for those off brands. Adjustable to remove filters from 2" to 3 1/4" in outside diameter.



**35-8497** Oil Filter Pliers (2"-3 1/4")

35-8497

## OIL FILTER WRENCH

This oil filter wrench is perfect for Honda GL1500 and ST1100 applications with limited access to the oil filter. Fits 2-1/2" oil filters.

Made in U.S.A.

**35-8494** Oil Filter Wrench



35-8494

## MOTION PRO OIL FILTER STRAP WRENCH

Fits all spin-on type oil filters. Use with 3/8" drive ratchet. Sold each.

**35-7933** Motion Pro Oil Filter Strap Wrench



35-7933

## ADJUSTABLE OIL FILTER WRENCH 64-79MM

Removes spin-on type oil filters from 2-1/2" to 3-1/8". Steel jaws grip oil filter without slipping. Works with any 3/8" ratchet drive.

**35-9815** Adjustable Oil Filter Wrench 64-79mm



35-9815

## OIL FILTER / CLUTCH NUT SPANNER

3/8", for Honda 90cc to 450cc.

Also used as a clutch hub spanner on some 90 to 450cc models. sold each.

**35-2633** Oil filter / Clutch Nut Spanner



35-2633



35-9813



35-9814

## RUBBER FACED & ALUMINUM VISE JAW PADS

These vice jaw pads are designed to protect delicate parts from damage. Sold in pairs.

**35-9814** Rubber Faced Vise Jaw Pads

**35-9813** Aluminum Vise Jaw Pads

## MAGNETIC PARTS TRAYS



35-2692



35-2683



35-2700

Every tech needs at least one! We offer three styles of trays in sizes that are perfect for keeping screws, nuts, and washers in place during disassembly. Great for carb overhauls and other precision jobs.

**35-2683** 6" Round Magnetic Parts Tray

**35-2692** 5.5" x 9.5" Rectangular Magnetic Parts Tray

**35-2700** 2.5" x 3.75" 3 Piece Rectangular Magnetic Tray Set



## ESI™ INFRARED THERMOMETER

This easy to use instrument makes reading temperature easy and safe. Just aim the built in laser pointer to the object you are reading, and squeeze the trigger to take your reading. Radiators, Tires, Brakes and Cylinder Head temperatures are just a few of the things that can be checked with this high quality unit. Includes carrying case. One year warranty. Range: -58 to 1022°F (-50 to 500°C)

**35-0528** EST-65 Infrared Thermometer

## STYLUS SERIES INSPECTION LIGHTS

- LED last 100,000 hrs.
- Powered by 3 AAA batteries included.
- Runs up to 60 continuous hrs.
- Momentary blink and constant "on" modes.


Stylus Reach models feature a flexible extension that gives 14" or 18" of reach.

35-0259

**35-0259** LED Pen Light-Blue

**35-0267** 24" Bend a lite w/ Cover

**35-0269** 42" Lighted Claw Grabber



35-0267

35-0269

## 3 LED DYNAMO FLASHLIGHT

Crank Style 3 LED Flashlight - No Batteries!!! Great for Emergencies! Put one in your tool box and your bikes tool kit.

**35-0270** 3 LED Dynamo Flashlight



35-0270

SHOP EQUIP & TOOLS

HARD PARTS

CARB & FUEL

IGNITION/ELECTRICAL

CONTROL

SUSPENSION

ACCESSORIES

SHOP EQUIP & TOOLS

HARD PARTS

CARB & FUEL

IGNITION/ELECTRICAL

CONTROL

SUSPENSION

ACCESSORIES



## MITYVAC PROFESSIONAL COMPRESSION TEST KIT

Kit includes a shock resistant gauge that reads 0 to 300 psi/200kpa with bleed valve, 10, 12, 14, and 18mm spark plug adapters, quick disconnect flexible adapter hoses, and quick disconnect air hold adapter. (use for replacement of valve stem seals in cylinder head without removal) Packed in a convenient carry box complete with instruction.

**35-6103** MITYVAC Professional Compression Test Kit



## MOTION PRO 4-STROKE LEAKDOWN TESTER

Check percentage of cylinder leakage in a 4-stroke engine. Kit includes 10, 12, and 14mm spark plug adapters, regulator and gauge.

**35-1987** Motion Pro 4-Stroke Leakdown Tester

## DIESEL COMPRESSION TESTER

- For testing cylinder pressure on diesel ATV and UTV
- Release air and automatically reset gauge for repeat testing
- Swivel-end quick coupler for easy connection to adapters
- 16-1/2" long wire reinforced hydraulic hose
- Adapters from most other manufacturers are interchangeable with this tester
- 2-1/4" gauge has a dual scale dial with ranges from 0-1000 PSI and 0-70 bar

**35-7614** Diesel Compression Tester

**35-7615** Mule3010 Adapter - Diahatsu

**35-7616** Mule3010 Adapter - Kubota

**35-7617** 900D Adapter - Yanmar



## MOTION PRO COMPRESSION TESTER

Compression tester comes with flexible hose for 10, 12, & 14mm spark plug applications. Features a quick disconnect with a pressure release valve and 300 psi. gauge. Packed in a convenient carry box complete with instruction. Made in the U.S.A.

**35-7819** Motion Pro Engine Compression Tester



## ENGINE COMPRESSION TESTER

Universal compression tester comes with 13" flexible hose, quick connecting coupler and 14/18mm adapter.

**35-7331** Engine Compression Tester

**35-6698** Optional 10mm Adapter

**35-6699** Optional 12mm Adapter

For access to spark plug holes recessed in small I.D. holes.  
Fits K&L P/N 35-7331



## FEELER GAUGES

**35-1770** 25 Blade Metric Gauge

Twenty five straight blades: .04, .05, .06, .07, .08, .09, .10, .15, .20, .25, .30, .35, .40, .45, .50, .55, .60, .65, .70, .75, .80, .85, .90, .95, & 1.00mm

**35-8397** 14 Blade Offset Decimal/Metric (YM-34483)

Sizes on blades listed in both decimal and metric. Fourteen offset blades: .002" (.051mm), .003" (.076mm), .004" (.102mm), .005" (.127mm), .006" (.152mm), .007" (.178mm), .008" (.203mm), .009" (.229mm), .010" (.254mm), .011" (.274mm), .012" (.305mm), .013" (.330mm), .014" (.356mm)

**35-7976** Feeler gauge

This 13 blade feeler gauge features the following metric sizes: .05, .10, .15, .20, .25, .30, .40, .50, .60, .70, .80, .90, 1.0mm



**35-2625** Valve Clearance Gauge - .002" / .003" - sold card of six

**35-2626** Valve Clearance Gauge - .004" / .005" - sold card of six

**35-2627** Valve Clearance Gauge - .006" / .008" - sold card of six

**35-2874** Valve Clearance Gauge Assortment - sold card of six  
2 each of .002" / .003", .004" / .005", .006" / .008"



**CYLINDER BORE GAUGE SET, 18-35 MM (.7" - 1.4")**

This set includes handle, dial indicator, and set of contact extensions, and is perfect for precision work on small cylinders.

Set ships complete in a plastic storage case.

**35-9548** Cylinder Bore Gauge 18 - 35mm



**DIGITAL BORE GAUGE SET, 35-150MM (1.4" - 6")**

Comes complete with handle, digital display that allows reading to be displayed in either Metric or S.A.E., & a full set of contact extensions. Instructional CD and battery are included.

Ships in rugged plastic storage case.

**35-9547** Digital Bore Gauge 35 - 150mm

**SMALL HOLE GAUGE SET**

Knurled knob at handle for adjustment.

Four piece set with storage pouch includes:

- .125" - .200" (3mm - 5mm), 3-5/8" long
- .200" - .300" (5mm - 7.5mm), 3-7/8" long
- .300" - .400" (7.5mm - 10mm), 4" long
- .400" - .500" (10mm - 13mm), 4-1/4" long



**35-9122** Small Hole Gauge Set

**OUTSIDE MICROMETERS**



These metric outside micrometers are available in the following ranges:

- 35-8441** YU-03006-Micrometer 0 - 25mm
- 35-8442** YU-03007-Micrometer 25 - 50mm
- 35-8443** YU-03008-Micrometer 50 - 75mm
- 35-8444** YU-03009-Micrometer 75 - 100mm



**DIGITAL CALIPER**

Here's an economical solution for quick, easy measurements in the shop or at the front counter. Easy to read display calls out metric and standard figures. 150 mm, 6" scale. Includes plastic storage case.

**35-7893** Digital Electronic Caliper



**MITUTOYO DIGITAL ELECTRONIC CALIPER**

LCD display makes for easy reading. Gives exact measurements to .0005" (.01mm) and features Zero-set at any point to make measurement of tolerances easier. Reads in inches or millimeters and will convert. Includes a fitted case and battery. *Made in Japan.*

**35-5400** MITUTOYO Digital Electronic Caliper



**6 PIECE TELESCOPING GAUGE SET**

Makes measurement of difficult-to-reach areas like cylinder walls easier. For use with a micrometer. A knob at the end of the handle locks or releases the contact tips. Range 5/16" - 6".

**35-9121** 6 Piece Telescoping Gauge Set



**35-8421**



**35-8434**

**DIAL INDICATOR GAUGE & MAGNETIC BASE STAND**

**35-8421** 2-1/4" Dial Indicator Gauge with Magnetic Base Stand

**35-8428** 2-1/4" Dial Indicator Gauge only, 0" - 2-1/4" range in .001" increments

**35-8447** Metric Dial Indicator Gauge only 0 - 5mm.

**35-8438** Magnetic Base Stand only

**35-8434** Flexible Magnetic Base Stand only

SHOP EQUIP & TOOLS

HARD PARTS

CARB & FUEL

IGNITION/ELECTRICAL

CONTROL

SUSPENSION

ACCESSORIES

SHOP EQUIP & TOOLS

HARD PARTS

CARB & FUEL

IGNITION/ELECTRICAL

CONTROL

SUSPENSION

ACCESSORIES



## BLIND HOLE BEARING PULLER & BRIDGE TYPE PULLER SET (8MM~32MM PULLERS)

Can be operated as bridge type or with slide hammer (slide hammer is included in kit)

**35-6899** Bridge Type Blind Hole 8-32mm Bearing Puller Set



## MASTER BUSHING DRIVER SET


15 pc set has 24 different available driver sizes from 12.6mm to 85.6mm and comes in a durable molded case.

**35-6890** Master Bushing Driver Set

## PILOT BEARING PULLER BRIDGE TYPE

Slim jaw design allows for removal of most flywheel pilot bearings. Features a working travel of 13mm to 38mm (1/2" to 1 1/2")

**35-2231** Pilot Bearing Puller



## BRIDGE TYPE BLIND HOLE BEARING PULLER SET (8MM-25MM PULLERS)

Can be operated as bridge type or with slide hammer. (slide hammer is not included)

**35-6888** Bridge Type Blind Hole 8-25mm Bearing Puller



## DELUXE SUSPENSION BEARING SERVICE TOOL

- Designed for quick and easy removal & precise installation of suspension linkage & swing arm pivot bearings
- Designed for use on 20 & 22 mm (I.D.) bearings
- Fits most Dirt-bikes & ATV's
- Includes blind bearing collet for removal of 20 mm blind bearings
- Anodized aluminum mandrels reduce the possibility of damaging bearing surfaces
- Laser etched markings for easy size identification
- Eliminates the need for a shop press
- Protective blow-molded case for easy storage



**35-8832** Deluxe Suspension Bearing Service Tool

## ROCKER SHAFT REMOVAL ADAPTER

This handy adapter attaches to any standard slide hammer. The 6mm and 8mm sizes allow for easy removal of the rocker shafts found on many Japanese Single and V-Twin cylinder heads.

**35-5911** Rocker Shaft Removal Adapter




## 9 PIECE BEARING PULLER TOOL SET

Comes with UNC slide hammer and bearing collets.

Sizes: 8mm, 10mm, 12mm, 15mm, 17mm, 20mm, 25mm, 30mm, 32mm

**35-6889** 9 Piece Bearing Puller Tool Set



Replacement Parts:

**35-6901** Bearing Puller Collet 8mm

**35-6902** Bearing Puller Collet 10mm

**35-6903** Bearing Puller Collet 12mm

**35-6904** Bearing Puller Collet 15mm

**35-6905** Bearing Puller Collet 17mm

**35-6906** Bearing Puller Collet 20mm

**35-6907** Bearing Puller Collet 25mm

**35-6908** Bearing Puller Collet 30mm

**35-6909** Bearing Puller Collet 32mm





**BEARING RACE & SEAL DRIVER**

Insert bearing races quickly and straight on the first try. Six disc sizes fit most bearing sizes. To install (drive) seals, turn discs over. Eliminates damage to bearing races. Seven piece kit includes driver handle and the following disc sizes: 40, 45, 50, 59, 63, and 65mm.

**35-9268** Bearing Race & Seal Driver

**HEAVY DUTY AUTOMATIC CENTER PUNCH**

Heavy duty construction allows use both on hard and soft metals. No hammer required.

**35-0956** Heavy Duty Auto Center Punch



**3/8" DRIVE IMPACT DRIVER**



Heavy duty impact driver for general use. Reversible, tighten screws or bolts on impact or loosens frozen ones easily. Complete with 4 bits-No. 2 and No. 3 Phillips bit, 8 and 10mm slotted bits and metal storage case.

**35-8884** 3/8" Drive Impact Driver



**OIL SEAL PULLERS**

Remove fork seals and engine seals.

**35-5398** Oil Seal Puller with two tips

**35-9614** Adjustable Oil Seal Puller with two tips



**COPPER HAMMERS**

**35-9752** Copper Hammer. (3 lbs)

**35-9753** Copper Hammer. (4 lbs)

**MECHANICAL SEAL INSTALLATION TOOL**

This tool properly installs waterpump mechanical seal into the cover without damaging the seal.

**35-2618** Mechanical Seal Installation Tool



**LOCKING EXTENSION BAR FOR 3/8 SOCKETS**

Unique design features sliding collar that engages a ball-style detent that securely locks your socket in place. Great for applications like spark plugs, or any other hard to reach fasteners.

**35-2605** 3/8 Locking Extension Bar



**DUAL HEAD STUBBY RATCHET HANDLE**

Features both 1/4" and 3/8" reversible drive head. 72 precise ratchet teeth for finer turning. Smooth chrome finish with contoured rubber grip.

**35-9397** Stubby ratchet



**3/8" SQUARE DRIVE RATCHET HANDLE**

3/8" square drive socket wrench handle with quick action reverse lever. 72 precise ratchet teeth for finer turning. Smooth chrome finish with no slip rubber grip.

**35-9398** 3/8" Drive Ratchet



**Toll Free: 800-727-6767**

**www.klsupply.com**

## CRANKCASE SEPARATOR TOOL

This tool will work on most two and four stroke engines that have a vertically split crankcase. Moveable fingers allow a multitude of bolt patterns to be used so it will work on a variety of models. Includes 6mm and 8mm mounting bolts, center pulling bolt and a three leg frame that is appropriate for many applications.



35-9642

- 35-9642 Crankcase Separator Tool
- 35-9637 Replacement 8mm to 6mm Bolts. Each

## CRANKCASE SPLITTING TOOL

Designed to remove crankcase halves on most two-stroke engines safely. Comes with three sets of adapter mounting bolts: 5 x 0.80mm, 6 x 1.00mm, and 8 x 1.25mm. Sold as a set. Replacement mounting bolts sold each.



35-9638

- 35-9638 Crankcase Splitting Tool
- 35-9676 5mm Adapter Bolt
- 35-9677 6mm Adapter Bolt
- 35-9678 8mm Adapter Bolt


## CRANKCASE SEPARATOR CENTER POINT

Designed to protect crankshaft end (threads) when separating cases. Use with 35-9638 splitting tool.




- 35-8498 Crankcase Separator Center Point YU-01804-A

## CRANKSHAFT INSTALLING JIG TOOL



Supports and centers crankshaft webs while assembling two-stroke engine cases and rebuilding crankshafts. Prevents rod misalignment. Adjustable tang ends.

- 35-9804 Crankshaft Installing Jig Tool



## UNIVERSAL CRANKSHAFT INSTALLATION SET

Installs the crankshaft into crankcase on most single cylinder vertically split engines. Sold as a set. Consists of the following: Qt1-Installing Pot, Qt1-Pot Spacer, Qt1-Bolt.

- 35-8509 Universal Crankshaft Installation Set (YU-90050)

### OPTIONAL POT SPACERS

- 35-8513 YM-90070-A, XV700/750/920/1100 Virago, XT550, TT600
- 35-8515 YM-91044, YFM350/400/600/660, SRX600, XT225/550/600
- 35-8516 YU-01202, TTR250, SR/TT/XT500



## CRANKSHAFT ADAPTER SET

Adapters for use with Crankshaft Installation Set 35-8509. Consists of the following adapters, also sold individually:

- 35-8512 Crankshaft Adapter Set (YM-90051-B)
- Set includes 1ea of the following adapters: #1-#10 and #12
- |         |          |     |                      |
|---------|----------|-----|----------------------|
| 35-8773 | YM-90061 | #1  | M7 x 1.0 RH Male     |
| 35-8555 | YU-90062 | #2  | M10 x 1.25 RH Female |
| 35-8585 | YU-90063 | #3  | M12 x 1.25 RH Female |
| 35-8774 | YU-90064 | #4  | M12 x 1.0 RH Female  |
| 35-8775 | YM-90065 | #5  | M12 x 1.25 LH Female |
| 35-8776 | YM-90066 | #6  | M14 x 1.0 RH Female  |
| 35-8777 | YM-90067 | #7  | M16 x 1.0 RH Female  |
| 35-8778 | YM-90068 | #8  | M18 x 1.0 RH Female  |
| 35-8779 | YM-90069 | #10 | M14 x 1.5 RH Female  |
| 35-8781 | YM-A0002 |     | M10 x 1.25 RH Male   |
| 35-8510 | YM-33279 | #11 | M22 x 1.0 RH Female  |
| 35-8780 | YM-01383 | #12 | M10 x 1.25 RH Male   |



## YAMAHA CRANKSHAFT PROTECTORS Sold each.

- 35-8504 YM-04063-A, XV750/920 Virago, XT550, YFP350, YFM660R Raptor
- 35-8399 YM-01382, XT250/XT350, RZ350, YFP350, YFZ350
- 35-8507 YM-33282, XV500 Virago, XZ550 Vision, XVZ12/13 Venture & Venture Royale, VMX12 V-Max
- 35-8508 YM-38145, XV750/XV1000 Virago

**Toll Free: 800-727-6767**  
**www.klsupply.com**



**3 in 1**

**35-9573**

## K&L MC310 THREE-IN-ONE TRUING STAND

The three-in-one truing stand from K&L Supply helps you make the most of your workspace. This tool allows you to perform the following:

- Build and true spoke wheels
- Check for runout on crankshafts, wheels and fork tubes
- Balance spoke and mag wheels

The MC310 features rugged construction throughout with ease of use being given priority. UPS shippable, F.O.B. Santa Clara, California.

**Note:** Does not include Dial Indicator Gauge.

**35-9573** K&L MC310 Three-In-One Truing Stand

**35-8428** 2-1/4" Dial Indicator Gauge only, 0" - 2-1/4" range in .001" increment.

**35-8447** Metric Dial Indicator Gauge only 0 - 5mm in .01mm increments

**35-9577** MC310 Indicator Arm Assembly

**31-9624** MC310 Replacement Bearing FR67. (top rail bracket near pins)

**31-9625** MC310 Replacement Bearing 6001ZZ (lower rail bracket)

**35-9510** Replacement Tapered Wheel Cone only

**32-2479** Balance Shaft with Adjustable Cones

**35-9623** MC300/MC310 Bearing Bracket



**32-2479**

## K&L 14MM SHAFT LOCK COLLARS

These lock collars from K&L Supply works in conjunction with **32-2479** - Optional Balance Shaft with Tapered Wheel Cones to adjust and lock the cones to hold any motorcycle wheel in place for truing and static balancing.


Pre-threaded set screws hold the cones in place once aligned. Black powder coated. Sold in pairs.



**37-3839** 14mm Shaft Lock Collars



**35-4001**



**35-4002**

## SPLIT BEARING PULLERS

Designed for separating and pulling bearings and close-fitting gears. Two sizes available:

**35-4001** Split Bearing Puller (2-1/4" max. reach)

**35-4002** Split Bearing Puller (4" max. reach)



**37-9688**

## K&L SINGLE CYLINDER CRANKSHAFT ASSEMBLY FIXTURE

Fixture will assemble most Japanese and European single cylinder crankshafts including the Honda tin can cranks. Set includes assembly fixture, and seven axle bushing adapters - 17mm, 20mm, 22mm, 25mm, 28mm, 30mm, and 32mm.

**37-9688** K&L Single Cylinder Crankshaft Assembly Fixture



**37-9556**

## CRANKSHAFT DISASSEMBLY TOOL

This fixture is designed to disassemble most single and twin cylinder models.

**Note:** May not work on tin can cranks. (YZ80/KX80).

**37-9556** Crankshaft Disassembly Tool



## "V" BLOCKS

For precision measuring. Sold in pairs.

**35-9564** "V" Blocks, 5"L x 1" W x 2"H.

**35-9454** "V" Blocks, 3"L x 1-5/16" W x 2-3/8"H

**35-9455** "V" Blocks, 4"L x 1-5/8" W x 2-5/8"H

**35-9460** "V" Blocks, 5"L x 2"W x 3-1/8"H



**35-9564**



**37-9632**



Made in U.S.A.

## 20-TON HYDRAULIC PRESS

### OPTIONAL ACCESSORIES FOR 20-TON PRESS

#### BEARING PULLERS:

**35-4001** Split Bearing Puller 2-1/4" max. reach

**35-4002** Split Bearing Puller 4" max. reach

#### FORK TUBE "U" BLOCKS:

**35-9443** 36mm U-Block (for 33 thru 36mm tubes)

**35-9447** 40mm U-Block (for 37 thru 40mm tubes)

**35-9448** 43mm U-Block (for 41 thru 43mm tubes)

**35-9449** 46mm U-Block (for 44 thru 46mm tubes)

**35-9416** 49mm U-Block (for 47 thru 49mm tubes)

**35-9420** 52mm U-Block (for 50 thru 52mm tubes)

**37-9632** 20-Ton Hydraulic Press with jack

SHOP EQUIP & TOOLS

HARD PARTS

CARB & FUEL

IGNITION/ELECTRICAL

CONTROL

SUSPENSION

ACCESSORIES

## 6 IN 1 FLYWHEEL PULLER

Compact design with many applications. Most other similar tools have only four sizes.

Includes the following sizes  
M10 X 1.25R, M14 X 1.5R, M16 X 1.5R, M18 X 1.5R, M 24X 1.0R, M27 X 1.0R

**35-2210** 6 in 1 Flywheel pulle



## FLYWHEEL PULLER DRIVER SET

10 piece kit. All applications except M27 have right hand threads. Sizes as follows:

M14 P1.5, M16 P1.5, M18 P1.5, M19 P1.0, M20 P1.0 x M27 P1.25, M22 P1.0 x M25 P1.5, M22 P1.5 x M26 P1.5, M24 P1.0 x M27 (left hand thread) P1.0, M26 P1.0 x M28 P1.0, M28 P1.5

**35-8921** Combination Flywheel Puller Driver Set



## HONDA

- 35-5931** MP#1 27mm x 1.0mm LH Male  
CT70, XL80/XR80R, XL/XR100R, CR80R,  
CR125R, CR250R, CR500R, ATC70, TRX70,  
TRX90, ATC250R FL250 Odyssey
- 35-5936** MP#36 35mm x 1.0mm RH Male  
Removes clutch 4 Stroke TRX250 Recon &  
EX Quad
- 35-5937** MP#7 20mm x 1.5mm RH Male  
Special bolt with hollow center  
MT250 Elsinore (Enduro) (74-76)
- 35-5939** MP#9 20mm x 1.5mm RH Male  
CB750A/K (69-78), CB750F Super Sport (75-78)
- 35-5940** MP#10 16mm x 1.5mm Male  
Early model CR125M and CR250M Elsinore  
ATV's-ATC90/110 with points  
CM185/CM200T, CMX250/CMX450, CRF230  
CB/CL/SL 175/350/400/450, CB500/CB500K
- 35-5944** MP#11 22mm x 1.5mm RH Male  
Fits most late model single XL and XR models.  
XL250/XL350/XL500/XL600/XL650R,  
XR250R/XR350R/XR500R/XR600R,  
VT500C/VT500FT, VF750C/VF750F/VF750S,  
V45, VF1100C, VF1100F, VF1100S V65
- 35-2331** MP#17 18mm x 1.5mm RH Male  
Late model CB four cylinder models (79-82)  
CB750C Custom, CB750F Super Sport,  
CB750K, CB900C Custom, CB900F Super  
Sport, CB1000C, CB1100F Super Sport
- 00-0829** MP#19 14mm x 1.5mm RH Male  
CB125/XL125/XL185S/XL200/XR185/XR200  
XR200R/ATC200X/ATC200E (ATV)
- 35-5945** MP#21 20mm x 1.5mm RH Male  
Special bolt with hollow center.  
ATC250X/ATC250ES/ATC250SX/TRX250X,  
TRX300/TRX300EX/TRX300FW/TRX350X,  
TRX400EX CX500/GL500/GL650, CX500,  
CX650/CX650T, VT750C Nighthawk (Twin-  
cylinder models) CB400TI/CB400TII Hawk,  
CB400T Hawk
- 35-4266** MP#63 24mm x 1.5mm RH Female  
With crankshaft protector cap  
CRF150R/250R/X/450R (4-stroke offroad)
- 35-6033** MP#67 35mm x 1mm RH Female  
Clutch Puller for TRX400/TRX450 Rubicon  
and Foreman models. TRX500 Foreman (most)
- 35-3479** MP#73 28mm x 1mm RH Female  
CR250R (78-80), CRF250R (04-06/10-12)  
TRX450R SportTrax (03-06), TRX350 (09-10)  
CRF450R(09-12), CRF450X (most)
- 35-4235** MP#22 40mm x 1.5mm RH Male  
TRX500 Rubicon (4-stroke) (most)
- 35-6008** MP#43 24mm x 1.0mm RH Male  
TRX500 Rubicon (4-stroke) (most)

## KAWASAKI

- 35-5931** MP#1 27mm x 1.0mm LH Male  
KV75/MC1-90/G4TR90/G4TR-100, F6-125,  
KD80/KM100, KE100/KE125/KE175,  
KDX80/KDX200/KDX250, KX60/KX80/KX85  
KX100/KX125/KX250/KX500

## KAKAWASAKI

- 35-5941** MP#5 35mm x 1.5mm RH Female  
4-stroke single cylinder models with large  
flywheels. Most 4 wheel ATV applications  
KLT160, KLF185 Bayou, KLF220 Bayou,  
KLF250 Bayou and KLF300 Bayou.
- 35-5952** MP#29 35mm x 1.5mm RH Female  
Most Ninja ZX/ZZR600, EX250 Ninja
- 35-5940** MP#10 16mm x 1.5mm RH Male  
ATV-KLT110/KLT200/KLT250  
Early model KX125/KX250/KX420 (78-81)  
S3-400/KH400 2-stroke triple,  
Z1/A/B-900 (73-75), KZ1300A/B (79-80),
- 35-2330** MP#18 18mm x 1.5mm RH Male  
KL250, KZ250, KZ400, KZ440, KZ550,  
KZ650, KZ750 four cyl, EX250 Ninja 250R,  
EX500A, EN500 Vulcan, KZ900A4/A5 (76-77),  
KZ900B1 LTD (1976), KZ1000A/B (77-80),  
KZ1300A/B (79-80), GPZ550 (81-85), ZX600  
Ninja, GPZ750/GPZ1100, Vulcan VN750
- 35-6007** MP#42 38mm x 1.5mm Female  
KLX/KXF400 (98-03), ZX9 (00-06) ZX12
- 35-4266** MP#63 24mm x 1.5mm RH Female  
KX250/450F (Pre-2009)
- 35-3479** MP#73 28mm x 1mm RH Female  
KLX110 (03-06), KLX/KFX450 (08-10),  
KX450F (09-11) (4-stroke MX/off-road )
- SUZUKI**
- 35-5931** MP#1 27mm x 1.0mm LH Male  
RM80/RM100/RM125/RM/RMX250 (88-02)  
ATV Quads LT125/ALT125,  
50/90/100/125cc (Early 2-stroke offroad)
- 35-5935** MP#26 40mm x 1.5mm RH Female  
Most2009-Present GSXR1000 Street,  
Marauder, VS Intruder Street
- 35-5938** MP#8 30mm x 1.5mm RH Female  
LT160/LT230/LT230G/LT250E/S
- 35-5939** MP#9 20mm x 1.5mm RH Male  
SV650 (99-04), TL1000 S & R (Most)
- 35-5940** MP#10 16mm x 1.5mm RH Male  
GS550/650/750/1000 early models and other  
four cylinder models
- 35-4265** MP#14 30mm x 1.5mm RH Female  
Thread Deep Reach GS1100/1150 (81-85)  
**Note:** small diameter rotors on these models
- 35-5945** MP#21 20mm x 1.5mm RH Male  
AN650 Burgman (2003-2009)
- 35-5952** MP#29 35mm x 1.5mm RH Female  
Late model street singles, twins and multi-  
cylinder models, LT250E, LT300E Quads,  
GSF400 Bandit, GS1000/GS1100  
Late model DR250/350S Dual Sport/Offroad
- 35-9421** MP#31 50mm x 1.5mm RH Female  
LS650 Savage, VX800, GV700/GV1200/  
GV1400 Madura, VS750/VS1400 Intruder  
LT-A400 & LT-F400 (2002-2007) VZR1800  
Boulevard-M109R
- 35-9419** MP#39 42mm x 1.5mm RH Female  
Used for removal of **starter alternator rotor**  
from crankshaft on these applications:  
DR500/SP500X/Z/D (81-83), SP600F (1985),  
DR650SL~SES (90-95) non electric start apps.

## SUZUKI

- 35-9419** MP#39 42mm x 1.5mm RH Female  
Used for removal of **starter clutch** on these  
applications: GSX-R750, GSX-R1100,  
GSX600F, GSX750F, GSX1100F/GSX1100G
- 35-6007** MP#42 38mm x 1.5mm Female  
GSX/GS/LTZ 250, 400, 450 and GN Series
- 35-4266** MP#63 24mm x 1.5mm RH Female  
RM-Z250 All Years, 04-06 RM-Z450
- 35-6008** MP#43 24mm x 1.0mm RH Male  
Most 50cc Mini's & Import scooters  
w/6Y6QMB139 engines
- 35-4264** MP#64 33mm x 1.5mm Female  
GSX-R600 (01-04), GSX-R750 (01-04) and  
GSX-R1000 (01-04)
- 35-3479** MP#73 28mm x 1mm RH Female  
DRZ110 (03-06), RM-Z450 (07-12)
- TRIUMPH**
- 35-6007** MP#42 38mm x 1.5mm Female  
675cc Daytona Triples (06-08)
- ARCTIC CAT**
- 35-9421** MP#31 50mm x 1.5mm RH Female  
Most 375, 400, 450, 650, & 700cc 4-strokes
- BMW**
- 35-6007** MP#42 38mm x 1.5mm Female  
650cc Singles w/ Rotax engines
- CAN AM - BOMBARDIER**
- 35-6007** MP#42 38mm x 1.5mm Female  
DS650 4-stroke Quads (Most 00-07)
- YAMAHA**
- 35-5931** MP#1 27mm x 1.0mm LH Male  
ATV's-YFM/YTM60/80/100/200/225  
YT125/175, YFS200 Blaster, YFZ350 Banshee.  
Early 2-stroke AT125, CT175/DT250/RT360  
SC500, IT200, YZ/MX250, MX400, IT/YZ490,  
TT/XT500, 4-Stroke off road  
YZ250F/400F/426F, 450F 03-05  
Late model 2-stroke YZ80/125/250
- 35-7114** MP#6 18mm x 1.5mm RH Male  
Fits most YZ125 2-stroke liquid cooled models
- 35-5937** MP#7 20mm x 1.5mm RH Male  
Special bolt with hollow center, All small  
C.D.I. inner rotors YZ/MX125/250/360
- 35-5940** MP#10 16mm x 1.5 RH Male  
Fits early two cycle electric start models into  
the 60's Fits most four stroke four cylinder  
models (80's & 90's, YZF's).
- 35-5953** TOOL#37 Special 12 hole Disc  
with 6 & 8mm bolts supplied. (Fits Most)  
Virago XV500/535/700/750/920/1100  
XVZ12/13 Venture BW200, BW350, TT/  
XT600 Offroad/Dual Sport. ATV-YFM250
- 35-5952** MP#29 35mm x 1.5mm RH Female  
YFM350/400/450/600/700 Quad models,  
Rhino 450, 660 & 700, YFZ350 Banshee
- 35-4262** MP#30 24mm x 1.0 RH Female All  
XS-1/XS650/TX650 twins 1970 through 1983
- 35-4266** MP#63 24mm x 1.5mm RH Female  
YFZ450F Four Strokes
- 35-4264** MP#64 33mm x 1.5mm Female  
YZF450 Quad, 04-06, WR250/450F Enduros  
YZ450F 06-09

Listings continued on page 94

SHOP EQUIP & TOOLS

HARD PARTS

CARB & FUEL

IGNITION/ELECTRICAL

CONTROL

SUSPENSION

ACCESSORIES

## YAMAHA

**35-6022** MP#65 30mm x 1.0mm RH Female  
WR250F (01-04) and WR450F (03-04) 4-stroke

**35-4261** YM-01082 16mm x 1.5mm RH Male  
FZ-1 (01-05) and YZF-R1 (98-03)

**35-5942** YM-01111 10mm x 1.25mm RH Male  
RD400 (76-79)

## HODAKA

**35-5931** MP#1 27mm x 1.0mm LH Male  
Most Early models such as: Ace-90, Ace-100/B  
Model 93 Super Rat (100cc/mx), Dirt Squirt (100cc)  
Wombat (125cc) Combat Wombat (125cc/mx)

**35-4265** MP#14 30mm x 1.5mm RH Female  
Most 1974 & Later 97 Super Combat and 98 Super  
Rat models.

**35-5953** Special 12 hole Disc with 6 & 8mm  
bolts (supplied with tool).  
Most 175cc - 250cc Models.

## HUSABERG

**35-5952** MP#29 35mm x 1.5mm RH Female  
Most 4-stk 400, 501, & 600cc Off-Road models.

**35-5956** MP#46 26mm x 1.0mm RH Female  
Most FE450 & FE650 4-strokes

## HUSQVARNA

**35-6385** MP#2 33mm x 1.0mm RH Male  
Fits most 1960-1970 models with Point  
Ignition (FEMSA, BOSCH, MOTOPLAT)

**35-6651** MP#3 27mm x 1.25mm RH Male  
Fits most 1970-1980 2-stroke model with C.D.I.  
Ignition  
(FEMSA, BOSCH, MOTOPLAT)

**35-5944** MP#11 22mm x 1.5mm RH Male  
Most 1990 to present WX series 2-strokes

**35-5946** MP#12 26mm x 1.5mm Male  
Most Late 2-strokes with C.D.I. Ignitions  
(FEMSA, BOSCH, MOTOPLAT)

**35-5952** MP#29 35mm x 1.5mm RH Female  
Most 4-stk 400, 501, & 600cc Off-Road models

## HUSQVARNA

**35-5956** MP#46 26mm x 1.0mm RH Female  
Most 250,450, & 510 (4-stroke) TE, TC, SM, FE,  
FX, FSS/SMR and FE610 (4-stroke) models

**35-5932** MP#33 26mm x 1.5mm RH Female  
Most (10-11) TE/TX250 (4-stroke- FI) models

## KTM

**35-6651** MP#3 27mm x 1.25mm RH Male  
Fits most current 2-stroke liquid cooled mod-  
els (FEMSA, BOSCH, MOTOPLAT)

**35-5946** MP#12 26mm x 1.5mm Male  
KTM Enduro/Offroad/MX two-stroke  
125/250/300/360 cc  
(FEMSA, BOSCH, MOTOPLAT)

**35-5956** MP#46 26mm x 1.0mm RH Female  
KTM Enduro/Dual Sport four-stroke 400cc  
through 620cc (1988 through 1996)

**35-8604** MP#50 19mm x 1.0mm RH Male  
Most SX & SR Mini Racers

## LEM, and ITALJET

**35-8604** MP#50 19mm x 1.0mm RH Female  
Pee-Wee racer 50cc applications.

**35-4264** MP#64 33mm x 1.5mm Female  
Most Electric Start Singles, including 620, 625,  
640, 660, 690cc and LC4E 4-strokes

## ATK/ROTAX

**35-5952** MP#29 35mm x 1.5mm RH Female  
All 600cc with large flywheel

**35-6769** MP#4 30mm x 1.5mm RH Male  
Fits most models

**35-5946** MP#12 26mm x 1.5mm Male  
Fits most models



**Puller listings begin on page 98**

## UNIVERSAL

**35-5953** TOOL#37 Special 12 hole Disc with  
6 & 8mm bolts supplied. Removes flywheel and  
electric starter magneto from the crank shaft.  
Works on P.W.C. ATV, and motorcycle apps.

## SCOOTER

**35-5931** MP#1 27mm x 1.0mm LH Male  
Most import scooters with 125-150cc GY6  
4-stroke engines

**35-5934** MP#20 28mm x 1.0mm RH Male  
Most Italian import Vespa Models including  
VLX, VNX, VSX, V5B, V9B and some  
PK series

**35-6008** MP#43 24mm x 1.0mm RH Male  
Most Asian & European Imports scooter  
models with GY6QMB139 engines

**35-7728** MP#16 26mm x 1.0mm RH Male  
Most 60's-70's Vespa 125 and 150 cc scooters

**35-5956** MP#46 26mm x 1.0mm RH Female  
Clutch Puller for most small frame Vespas

**35-4264** MP#64 33mm x 1.5mm Female  
Honda CN250 Helix Scooters

**35-3479** MP#73 28mm x 1mm RH Female  
Most Import scooters with 125-200cc GY6B  
4-stroke engines

## CLASSIC - VINTAGE

**35-6385** MP#2 33mm x 1.0mm RH Male  
Fits most Bultaco, Ossa, Montessa, Husky,  
Penton, Sachs, Puch, and Zundap models with  
Point/Condensor or C.D.I. Ignition  
(FEMSA, BOSCH, MOTOPLAT)

**35-6651** MP#3 27mm x 1.25mm RH Male  
Fits most Bultaco, Ossa, Montessa, Husky,  
Penton, Sachs, and Maico models with  
Point/Condensor or C.D.I. Ignition  
(FEMSA, BOSCH, MOTOPLAT)

**35-6769** MP#4 30mm x 1.5mm RH Male  
Fits most Penton, Sachs, Ossa, Maico, Zundap  
Puch and European Mini bikes.  
(FEMSA, BOSCH, MOTOPLAT)

## P-HANDLE HEX WRENCH SET

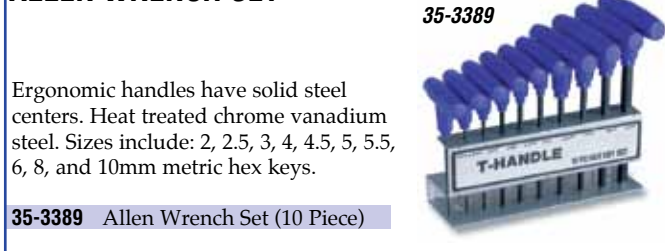


**35-4243**

Set includes 2, 2.5, 3, 4, 5, 6, 8  
and 10mm sizes. Long P-handle  
Hex shafts are equipped with a  
Bondhus Balldriver® for hard to  
reach bolts. Short ends are chamfered  
for an effortless fit in high torque  
situations. Set includes bench/wall mount holder.

**35-4243** P-Handle Hex Wrench Set

## ALLEN WRENCH SET



**35-3389**

Ergonomic handles have solid steel  
centers. Heat treated chrome vanadium  
steel. Sizes include: 2, 2.5, 3, 4, 4.5, 5, 5.5,  
6, 8, and 10mm metric hex keys.

**35-3389** Allen Wrench Set (10 Piece)

## "L" TYPE SOCKET WRENCH

L type tool with through hole in handle.  
This design allows access to bolts in tight  
and hard to reach places. Easy access to  
studs and other engine bolts.

- 35-6448** 8mm
- 35-6450** 10mm
- 35-6452** 12mm
- 35-6459** 13mm
- 35-6461** 14mm



## MOTION PRO THREE PIECE MINI PRO T-HANDLE SET



These six point Mini Pro T-Handles are manufactured from the same material as the full length T-Handles. The convenient (175mm), 6 - 3/4" shaft length is ideal for quick use and easy storage.

**35-1963** Motion Pro Three Piece Mini Pro T-Handle Set.  
Includes 8mm, 10mm, and 12mm

## MOTION PRO 1/4" & 3/8" DRIVE T-HANDLE RATCHETS




These two T-Handle Ratchets allow optional ways to use any 1/4" or 3/8" sockets, hex drives, crow foot or swivels. Manufactured from chrome-vanadium tool steel Sold each.

**35-8806** Motion Pro 1/4" Drive T-Handle Ratchet  
**35-8807** Motion Pro 3/8" Drive T-Handle Ratchet

## MOTION PRO T-HANDLE, BALL-END ALLEN SET

T-Handle hex loosens/tightens stubborn fasteners quickly. Ball End gives better access to recessed allens, up to 25 degree angle T's are 6 3/4" long, and are made of chrome vanadium tool steel. Includes 4, 5, 6, 8mm



**35-2478** Motion Pro T-Handle, Ball-End Allen Set.

## MOTION PRO MINI BRAKE BLEEDER

Combines the Bleeder valve & Wrench into one convenient, compact tool. The simple to use design makes this job faster, with fewer headaches.



**35-5899** Motion Pro Mini Brake Bleeder 8mm  
**35-5903** Motion Pro Mini Brake Bleeder 10mm  
**35-5905** Motion Pro Mini Brake Bleeder 11mm  
**35-5907** Motion Pro Mini Brake Bleeder 3/8"



## MOTION PRO THREE WAY SCREWDRIVER

Blade sizes include 16mm (5/8"), 22mm (7/8") and 33mm (1 1/2"). Seven (7") inch width gives lots of leverage for tough to turn screws.

**35-2989** Motion Pro Three Way Screwdriver



## MOTION PRO T-HANDLE SOCKETS

Great for shop use and home mechanics. T-Handle features include chrome vanadium tool steel deep six point sockets with a carbon steel T-style handle. Finished in nickel-pewter. The deep sockets allow for nuts to be driven over long threaded bolts.

**35-1093** Motion Pro Metric T-Handle Socket Set  
Includes: 8/10/12/13/14/17 and 19mm

**35-1104** Rack (10 slots)

**35-1204** Wall Bracket for **35-1104**. Lets you mount rack to wall, toolbox or any flat surface. Includes quick release pin.

**35-1067** 8mm **35-1068** 10mm

**35-1069** 12mm **35-1072** 13mm

**35-1074** 17mm

**35-0945** Motion Pro S.A.E. T-Handle Socket Set

Includes: 5/16", 3/8", 7/16", 1/2", 9/16", 5/8", 11/16", 3/4"



## MOTION PRO 1/4" & 3/8" DRIVE T-HANDLES

These two T-Handle Socket Drivers allow optional ways to use any 1/4" or 3/8" sockets, hex drives, crows' foot or swivels. Manufactured from chrome-vanadium tool steel with carbon steel. Sold each.

**35-8804** Motion Pro 1/4" Drive (8-1/2" Long)

**35-8808** Motion Pro 3/8" Drive (10-1/2" Long)



## MOTION PRO RACER T-HANDLE DEEP SOCKET SET

Set includes the following: 8mm, 10mm, 12mm, and 14mm sockets.

**35-9762** Motion Pro Racer T-Handle Deep Socket Set

SHOP EQUIP & TOOLS

HARD PARTS

CARB & FUEL

IGNITION/ELECTRICAL

CONTROL

SUSPENSION

ACCESSORIES

SHOP EQUIP & TOOLS

**THREE PIECE POWER EXTENSION SET**

35-2630




Turn your drill into a power driver! Set includes 1/4, 3/8, and 1/2 drive extensions, shanks are 1/4" in diameter

**35-2630** Three piece power extension set

HARD PARTS



CARB & FUEL



35-2621

**17 PC BIT SET**

Set includes: flat, allen, torx phillips, pozidrive and hex bits. Includes magnetic extension. Great for counter sales, or in the shop.


**35-2621** 17 pc Bit Set

IGNITION/ELECTRICAL

**BONDHUS TORX KEY SET (STAR WRENCHES)**

High quality black coated "L" wrenches with torx on both ends.

**35-0578** BONDHUS Torx Key Set (Star Wrenches)



35-0578

8 sizes: T9, T10, T15, T20, T25, T27, T30, T40.

CONTROL

SUSPENSION

ACCESSORIES



35-7246

**CLUTCH THIN NUT WRENCH**

Special thin profile 6 point, 46mm wrench for the nut on many small scooter and ATV clutch assemblies. This wrench is used with clutch holding tool **35-7242**.

**35-7246** 46mm Clutch Thin Nut Wrench

**HEAVY DUTY RIV-NUT TOOL**



35-2750

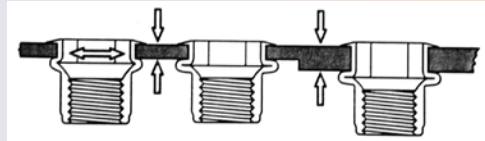
Hydraulic action riveter tool is designed to set from 1/8" up to 1/4" diameter steel, stainless steel, aluminum and plastic rivets by changing the nose piece. This tool has a rated pressure of over 3,500 lbs with one handed operation. Can be used for the installation of riv-nut fasteners found on many Yamaha applications. Riv-nuts not included, sold in individual sizes. (see Riv-Nut Inserts)

**35-2750** Heavy Duty Riv-Nut Tool Set. Set includes hand hydraulic riveter, pull up studs and driving anvils in 6/8/10mm. All packaged in a plastic storage case.

**35-2751** Replacement 6mm Stud only for **35-2750**

**35-2752** Replacement 8mm Stud only for **35-2750**

**35-2753** Replacement 10mm Stud only for **35-2750**



**RIV-NUT INSERTS**

Available as a shop kit and individual replacement pk/5.

**33-2760** Riv-Nut Inserts. Includes 1 pk of each part number listed.

**Replacement Riv-Nut Inserts. Sold pk/5.**

**33-2754** 6mm Hex Style Insert      **33-2757** 6mm Round Ribbed Insert

**33-2755** 8mm Hex Style Insert      **33-2758** 8mm Round Ribbed Insert

**33-2756** 10mm Hex Style Insert      **33-2759** 10mm Round Ribbed Insert



**POWER TAPS**

These Power Taps can drill and tap, all with just the one tool. No more drill bit and tap sets. Now you have one tool to do both jobs. Two sizes available:

**35-2761** 8mm x 1.25 Power Tap

**35-2762** 10mm x 1.25 Power Tap

**CLUTCH HOLDING TOOL - 125mm**

This Clutch Holder fits many small Scooter and ATV clutches. Compresses the clutch spring to allow removal of the nut and disassembly of the clutch. Fits clutches up to 125mm in diameter.

**35-7242** Clutch Holding Tool - 125mm



35-7242





35-8376

**MOTORCYCLE CAM DEGREEING KIT**

This complete kit includes everything needed to degree your cams for maximum performance. Detailed instructions included with kit. Packed in a plastic case.

**35-8376** Motorcycle Cam Degreeing Kit

**INDIVIDUAL COMPONENTS**

- 35-8310** K&L Degree Wheel
- 35-8422** 10mm Piston Stop
- 35-8424** 12mm Piston Stop
- 35-8440** 14mm Piston Stop
- 34-8420** Dial Gauge Extension Set, 3 pc
- 35-8421** Dial Indicator Gauge 2-1/4" with Magnetic Base Stand
- 35-8428** Dial Indicator Gauge only 2-1/4"
- 35-8447** Metric Dial Indicator Gauge only 0 - 5mm in .01mm increments
- 35-8438** Magnetic Base Stand only
- 35-8434** Flexible Magnetic Base Stand only



35-8434



**MOTION PRO CRANKCASE PRESSURE TESTER**

An accurate method for checking air leaks on two-stroke engines. Complete with air pressure gauge, pump-up bulb and most fittings and adapters for single and multi-cylinder two-cycle engines.

**35-5962** Motion Pro Crankcase Pressure Tester



**WATERPUMP SEAL INSTALLATION TOOL**

This tool properly installs waterpump mechanical seal on Yamaha XZ550 Vision, XVZ12/13 Venture & Venture Royale and Genesis series engines.

**35-8398** Waterpump Seal Installation Tool (YM-33221-A)

**CLUTCH & PRIMARY TOOL**

6mm bolts supplied with 5/8" through bolt. This tool is for removing clutch bodies, flywheels and primary gears. Works on **ACTION, COBRA, LEM, KTM,** and **ITALJET** Pee-Wee racer 50cc applications.

**35-8605** Clutch & Primary Tool. Seven Hole Special Disk #MP51



**CLUTCH HOLDING TOOL LOCKING VISE TYPE**

Vise type tool will hold inner clutch hubs, gears, sprockets and flywheels (using pins opposite jaws side). Carbon steel with heat treated jaws and nickel finish. Max. 130mm(5") jaw opening.

**35-6891** Clutch Holding Tool - Locking Vise Type



**UNIVERSAL FLYWHEEL HOLDER**

Reversible flywheel holding tool with 5mm and 9mm pins. Adjustment nut can be locked down which helps prevent the tool from slipping out of the flywheel.

**35-7254** Universal Flywheel Holder

**SWING ARM NUT SOCKET**

Replaces Suzuki tool 09940-14940. Used to loosen or torque the lock nut when removing or adjusting the swing arm pivot bolt. Fits: GSX-R,TL,SV,DL and Hayabusa models with a 43mm O.D. spanner nut.



35-0218

**35-0218** Swing Arm Nut Socket

**ADJUSTABLE HOLDING TOOL**

This adjustable holding tool is designed for holding flywheel magnetos. For dirt bike and scooter applications.

**35-9807** Adjustable Holding Tool



**SAFETY WIRE PLIERS**



35-3902

Grips, cuts, and twists wire. A must for serious racers.

**35-3902** Standard Return Type 13"

**35-3909** Compact Return Type 7"

SHOP EQUIP & TOOLS

HARD PARTS

CARB & FUEL

IGNITION/ELECTRICAL

CONTROL

SUSPENSION

ACCESSORIES



## TIME-SERT THREAD REPAIR KITS

Time-serts are a solid bushing insert. This guarantees easy installation and allows for full load use of tapped hole, ensuring protection against stress and vibration. Time-serts are self locking. On installation the bottom internal threads of the insert are cold rolled to expand the mating external threads into the base material locking the insert in place. Thread Repair Kits include thread insert tap tool and thread inserting tool. Inserts sold in pk/10

### TIME-SERT INDIVIDUAL KITS, SPARK PLUG

- 35-3294** 10 x 1.00mm Spark Plug Repair Kit (no inserts with this kit)
- 35-9426** 12 x 1.25mm Spark Plug Repair Kit (no inserts with this kit)
- 35-9423** 14 x 1.25mm Spark Plug Repair Kit (no inserts with this kit)

### TIME-SERT INDIVIDUAL KITS, METRIC

- 35-9439** 5 x 0.8mm Kit with 5 inserts 7.6mm long
- 35-9436** 6 x 1.0mm Kit with 5 inserts 9.4mm long
- 35-9432** 8 x 1.25mm Kit with 5 inserts, 11.7mm long
- 35-9429** 10 x 1.25mm Kit with 5 inserts, 16.2mm long
- 35-9433** 12 x 1.5mm Kit with 5 inserts, 16.2mm long

### TIME-SERT INDIVIDUAL KITS, S.A.E. STANDARD

- 35-3280** 1/4 x 20 Kit with 5 inserts .380 long
- 35-3288** 5/16 x 18 Kit with 5 inserts .450 long
- 35-3290** 3/8 x 16 Kit with 5 inserts .520 long
- 35-3283** 7/16 x 20 Kit with 5 inserts .600 long
- 35-3286** 1/2 x 20 Kit with 5 inserts .650 long

### REPLACEMENT TIME-SERT INSERTS, SPARK PLUG

Inserts sold in pk/10.

- 35-3295** 10 x 1.00mm x 9mm long Sparkplug
- 35-3296** 10 x 1.00mm x 15mm long Sparkplug
- 35-9427** 12 x 1.25mm x 9mm long Sparkplug
- 35-9428** 12 x 1.25mm x 15mm long Sparkplug
- 35-9424** 14 x 1.25mm x 11mm long Sparkplug
- 35-9425** 14 x 1.25mm x 13.5mm long Sparkplug
- 35-3298** 14 x 1.25mm x 16.8mm long Sparkplug

### REPLACEMENT TIME-SERT INSERTS, METRIC

Inserts sold in pk/10.

- 35-9440** 5 x 0.8mm x 7.6mm long
- 35-9441** 5 x 0.8mm x 10mm long
- 35-9437** 6 x 1.0mm x 9.4mm long
- 35-9438** 6 x 1.0mm x 12mm long
- 35-9434** 8 x 1.25mm x 11.7mm long
- 35-9435** 8 x 1.25mm x 16.2mm long
- 35-9430** 10 x 1.25mm x 14mm long
- 35-9431** 10 x 1.25mm x 16.2mm long
- 35-9422** 12 x 1.5mm x 9.2mm long
- 35-9413** 12 x 1.5mm x 16.2mm long
- 35-9411** 12 x 1.5mm x 24.0mm long

### REPLACEMENT TIME-SERT INSERTS, S.A.E. STANDARD

Inserts sold in pk/10.

- 35-3281** 1/4 x 20 x .380 long
- 35-3282** 1/4 x 20 x .500 long
- 35-3297** 5/16 x 18 x .450 long
- 35-3299** 5/16 x 18 x .620 long
- 35-3291** 3/8 x 16 x .520 long
- 35-3292** 3/8 x 16 x .620 long
- 35-3293** 3/8 x 16 x .750 long
- 35-3284** 7/16 x 20 x .600 long
- 35-3285** 7/16 x 20 x .870 long
- 35-3287** 1/2 x 20 x .650 long
- 35-3289** 1/2 x 20 x 1.00 long



## POWERCOIL THREAD REPAIR KITS

Powercoil inserts and taps are interchangeable with all other Helical Thread Insert Systems. Complete range of metric sizes and kits available at an economical price.

Thread Repair Kits contain inserts, drillbit, thread insert tap tool, and thread inserting tool. Inserts sold in pk/10



### POWERCOIL THREAD REPAIR RANGE KIT

**35-3413** Powercoil Thread Repair Range Kit.

Kit fits: 6x1.0, 8x1.25, 10x1.5, 12x1.75 and 14x1.25 Spark Plug

Includes: (20) each 6mm-10mm size Inserts & (5) each 12mm-13mm Inserts Drill, Tap and Tab Break Tool



35-3415

### POWERCOIL INDIVIDUAL KITS

- 35-3415** M6x1.0mm PowerCoil Insert Kit
- 35-3416** M7x1.0 mm PowerCoil Insert Kit
- 35-3417** M8x1.25mm PowerCoil Insert Kit
- 35-3418** M10x1.25mm PowerCoil Insert Kit
- 35-3419** M10x1.50mm PowerCoil Insert Kit
- 35-3420** M10x1.0mm PowerCoil Insert Kit
- 35-3421** M12x1.25mm PowerCoil Insert Kit
- 35-3422** M14x1.25mm PowerCoil Insert Kit

### REPLACEMENT POWERCOIL INSERTS

Inserts sold in pk/10.

- 35-3436** M6 x 1.00 x 9L Inserts
- 35-3437** M7 x 1.00 x 10L Inserts
- 35-3438** M8 x 1.25 x 12L Inserts
- 35-3439** M10 x 1.25 x 15L Inserts
- 35-3440** M10 x 1.50 x 15L Inserts
- 35-3441** M10 x 1.00 x 1.5D Spark Plug Inserts
- 35-3442** M12 x 1.25 x 1/2" Spark Plug Inserts
- 35-3443** M12 x 1.25 x 3/4" Spark Plug Inserts
- 35-3444** M14 x 1.25 x 3/4" Spark Plug Inserts



## FIVE PIECE METRIC THREAD RESTORER DIE SET

Available in five different pitches: 6x1.00mm, 8x1.25mm, 10x1.50mm, 12x1.50mm, 12x1.75mm.

**35-3354** Five Piece Metric Thread Restorer Die Set



## METRIC THREAD RESTORER FILE

Contains eight different pitches: 0.75mm, 1.00mm, 1.25mm, 1.50mm, 1.75mm, 2.00mm, 2.50mm, & 3.00mm.

**35-3353** Metric Thread Restorer File

## METRIC SPARK PLUG CHASER

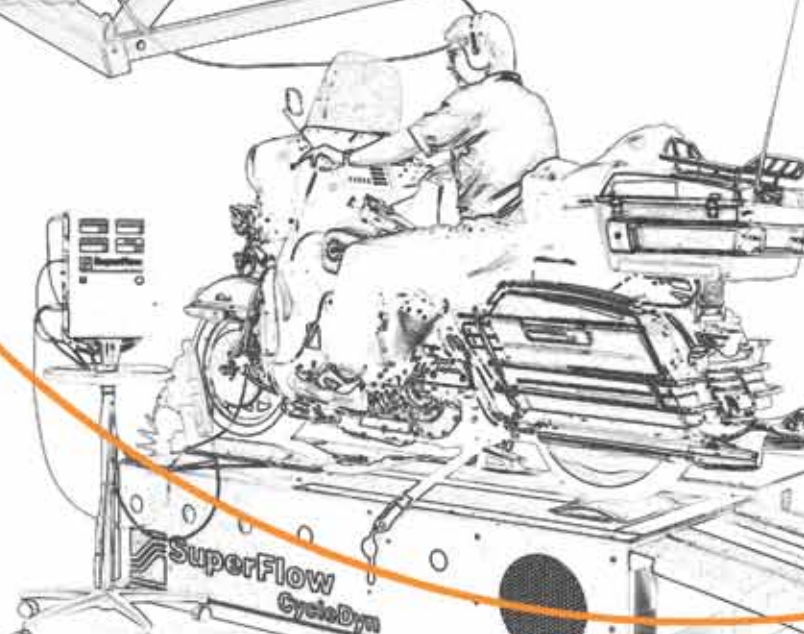
Cleans dirt, carbon, and metal particles from 10mm & 14mm spark plug threads.

**35-8755** Metric Spark Plug Chaser





**Harley Davidson®  
Shop Equipment  
and Shop Tools**



SHOP EQUIP & TOOLS

HARD PARTS

CARB & FUEL

IGNITION/ELECTRICAL

CONTROL

SUSPENSION

ACCESSORIES

## SNAP-RING TOOL

This tool will remove and install the Timken® bearing outer race snap ring without damage to case. A must for replacing rings in cases without inserts. Use on Big Twin - 1969-present.

*(Note: Includes Twin Cam 88™, Aftermarket and S & S® motors.)*

35-5170



35-5170

## FOUR SPEED TRANSMISSION MAIN SEAL INSTALLING TOOL

Use to install and remove main seal in all 1936-76 4-Speed transmissions as well as installing all other Big Twin main seals. This tool will push the seal in as flat as possible to .050" below housing for a no leak fit. Use on Big Twin 1941-79.

35-5186



35-5186

## EXHAUST STUD DRILL PLATE

Designed to guide and align bit in order to drill out broken exhaust studs. A follow up with a tap is all that is needed to clean up threaded hole. This tool can be used with motor in the frame in most cases.

For use on Big Twin 1984-present, Buell® 1987-present, Sportster® 1987-present. *(Note: For Twin Cam 88™ and all aftermarket heads.)*

35-5138



35-5138

## TWIN CAM WRISTPIN REMOVER

This tool cuts the time it takes to remove wrist pins and can be used easily by one person. Use on all models including Twin Cam 88™.

35-5114



35-5114



35-7921



35-7924

## MOTION PRO FORK CAP NUT SOCKET

For removal and installation of the fork cap nut on most Big Twin & Sportster® models. This thin socket measures only 9/32" deep x 1-3/8" and is only 5/8" tall to fit under the handlebar. It's shallow depth prevents contact and damage of the chrome triple clamp.

*Made in U.S.A.*

35-7921 Fork Cap Nut Socket

## MOTION PRO SWINGARM PIVOT BEARING PULLER

Used for removal and installation of the swingarm pivot bearing on Harley Davidson® Softail® swingarms and the Springer® front fender mount bearing.

*Made in U.S.A.*

35-7924 Swingarm Pivot Bearing Puller

## K&L ADJUSTABLE SPLIT FORK SEAL DRIVER SET

Replace fork seals without removing the inner fork tube from the T-clamp.

35-7568 K&L Adjustable Split Fork Seal Driver Set. (Harley Davidson®)  
Set includes: one Split Seal Driver and three Seal Guides  
35mm, 39mm, 41mm. Use for OEM H-D® KYB & Showa forks.



**REPLACEMENT SEAL GUIDES (ADAPTERS)** Sold each.

35-7522 35mm      35-7566 39mm  
35-7560 41mm      35-7569 49mm (not in kit 35-7568)

**REPLACEMENT SPLIT SEAL HAMMER** Sold each.

35-7576 Split Seal Hammer-fits 35, 39, 41mm adapters  
35-7577 Split Seal Hammer-fits 49mm adapter (not in kit 35-7568)  
Use with 35-7569 49mm



35-5380



**CAM/CRANK SPROCKET LOCK TOOL**

This tool allows technicians to lock the cam and crankshaft sprockets in place to properly remove, replace and torque the sprocket bolts. Made from non-marring-delrin. Use on all Twin Cam 88™. 35-5380



35-5122

**INNER CAM BEARING REMOVER TOOL**

Designed like our popular single cam bearing tool, it easily removes cam bearings without damaging the crankcase. This tool also keeps the pin rollers from falling into the crankcase. All Twin Cam 88™. 35-5310



35-5310

**CAM BEARING REMOVER**

Once the camshafts are removed from the support plate, this tool will remove the bearing from the camshaft. Unlike a general purpose puller, this tool was designed to remove the bearing straight, with no slipping or binding. All Twin Cam 88™. 35-5122

**TRANSMISSION COVER BEARING REMOVER AND INSTALLER**

This tool will remove and replace the transmission door bearings. It can also be used to remove the transmission door for replacement without removing the complete transmission assembly. Door bearings must be replaced if using this tool to pull door off case. 35-5198



35-5198



35-5182

**CYLINDER TORQUE PLATES**

Torque plates are essential to check cylinder measurements accurately, allowing you to duplicate cylinder stress conditions during boring and honing. Plates are laser etched with the correct torque sequence for big bore cylinders. For use on all Twin Cam 88™, JIMS® T/C Big Bore Cylinders and all Big Bore Cylinders up to 4-1/8". 35-5115



35-5115

**MAINSHAFT BEARING RACE TOOL**

Use to remove and install the bearing inner race on the transmission mainshaft. Use on Big Twin Late 1984-present and Twin Cam 88™ A & B. 35-5182



35-5455

**UNIVERSAL PISTON SUPPORT PLATE**

Use this tool to support the piston and protect the case deck surface when installing rings. All H-D® style engines. 35-5455



**Tool Up for Profit™**  
**www.klsupply.com**

**TOLL FREE**  
**1-800-727-6767**

SHOP EQUIP & TOOLS

HARD PARTS

CARB & FUEL

IGNITION/ELECTRICAL

CONTROL

SUSPENSION

ACCESSORIES

SHOP EQUIP & TOOLS



## WRISTPIN CIRCLIP REMOVAL TOOL

Easily installs and removes wire type wristpin clips without damage. For use on Harley-Davidson® EVO circlips only. Made in U.S.A.  
**35-2269** Wristpin Circlip Removal Tool.  
 Does not work on twin cam.

HARD PARTS



## MOTION PRO PUSH ROD TOOL

This Push Rod Tool installs the clip in the Harley-Davidson® push rod tube. The flat portion of the Push Rod Tool slips under the cylinder head while the cupped end fits over the bell in the tube. It is then used to compress the spring allowing for easy access to the spring cap retainer.  
**35-9771** Motion Pro Push Rod Tool

CARB & FUEL

## H-D® FLYWHEEL ASSEMBLY FIXTURE

Top quality machined billet aluminum construction. They work with all OEM or aftermarket flywheels including S&S®, from the 1938 Knuckle Head to the 1999 Evolution® Motor. Fixture clamps into vice for ease of use. It simplifies all assembly jobs while getting flywheels close to true before the final truing process. Also helps hold flywheels in line for tightening of the tapered shafts.

**37-1860** H-D® Fly Wheel Assembly Fixture

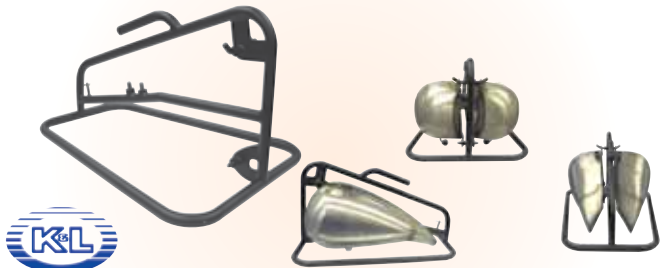


IGNITION/ELECTRICAL

CONTROL

SUSPENSION

ACCESSORIES



## K&L 2 PIECE GAS TANK STAND

Designed for use on 5-gallon "flat side" gas tanks. (Softail® models from 1984-2000) Keeps gas tank off your workbench or shop floor. The gas tank stand mounts are modeled after a stock frame for ease of installation. Built with 1" steel tubing, it is strong enough to hold tanks with fuel. Two-piece design breaks down for ease of shipment and storage. Black powder coated, for rust-free life. UPS shippable.

**35-7678** K&L 2 Piece Gas Tank Stand

## NEWAY HARLEY-DAVIDSON® KIT KM-2451

**\*\* Note: Same as KM2450, with the addition of 140-7.02 solid pilot.**

- 622H Cutter - 1-1/2" dia. 31° x 46°
- 205 Cutter - 1-1/2" dia. 60°
- 293 Cutter - 1-3/4" dia. 60°
- 642H Cutter - 1-3/4" dia. 31° x 46°
- 140-5/16 Solid Pilot - 5/16" dia. -3, -2, -1, STD., +1
- 140-11/32 Solid Pilot - 11/32" dia. -4, -3, -2, -1, STD., +1
- 140-3/8 Solid Pilot - 3/8" dia. -2, -1, STD., +1, +2, +3, +4
- 140-7.02 Solid Pilot - 7.02 mm
- TW505 T-Wrench
- CA160 Case
- KACC246 Accessories Kit
- 37-9367** Harley-Davidson® Kit
- 37-9364** Harley-Davidson® V-Rod Kit (optional Valve Seat Cutter Kit for V-Rod applications)



## WHEEL BEARING REMOVER SET for H-D®

Three piece set includes 3/4", 1" split collar adapters and large driver rod. Split collar design.

**35-5550** Wheel Bearing Remover Set for H-D®.

## JET DRIVER

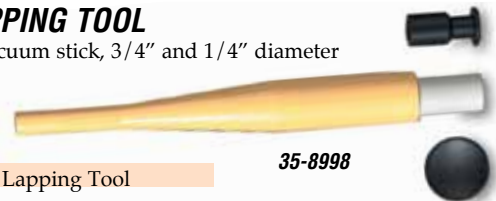
**35-2270** Jet Driver. Perfect for removal of jets from small recessed passages.



## VALVE LAPPING TOOL

Set includes vacuum stick, 3/4" and 1/4" diameter rubber cups.

**35-8998** Valve Lapping Tool



## CLOVER VALVE LAPPING COMPOUND KIT

The world famous green can with the four leaf clover. For seating valves, mating gears, and sharpening. Sold as a kit with coarse 120 grit (roughing) and 280 fine grit (finishing).

**35-0309** Clover Valve Lapping Compound Kit



**35-0309**

## CLUTCH SPRING COMPRESSOR

This rugged tool is made for compressing the clutch spring on most Harley-Davidson® 1340cc models from '90-'01, all XLH883/1200cc models from '91-'01 and Buell® models from 97-01. Sold as a kit.

**35-7920** Motion Pro Clutch Spring Compressor



SHOP EQUIP & TOOLS

HARD PARTS

CARB & FUEL

IGNITION/ELECTRICAL

CONTROL

SUSPENSION

ACCESSORIES


**MOTION PRO SAE T-HANDLE SET**



35-0945

T-Handle features include chrome vanadium tool steel deep six point sockets with a carbon steel T-style handle. Finished in nickel-pewter. The deep sockets allow for nuts to be driven over long threaded bolts.

**35- 0945** Motion Pro SAE T-Handle Set. Includes 5/16", 3/8", 7/16", 1/2", 9/16", 5/8", 11/16", & 3/4"



35-3975

**INTAKE MANIFOLD WRENCH**

Reversible ratcheting box wrench with 1/4" ball-end allen socket. Removes and installs exhaust manifold head cap screws.

**35-3975** Intake Manifold Wrench

**K&L FENDER PROTECTOR**

Tired of looking for towels, clean rags, or whatever else you can dig up to try and prevent scratches and dings? Here is the answer! The fender protectors shape allows it to wrap around the top and sides of most front fenders, even Full-Dressers. The foam construction is kind to paint, and helps avoid damaging paint and chrome trim.

Available in Blue, Sold Ea.

**36-3242** Fender Protector, Blue



36-3242



35-8286



35-8276

**CRANKSHAFT RATCHETING WRENCH**

Great for checking engine timing & parts clearance. Wrench is offset so the handle will not interfere with motor case. Reversible ratcheting action so crankshaft can easily be reversed.

**35-8286** Crankshaft Ratcheting Wrench. Ten spline-Use for rotating the crankshaft on all Harley® Evolution 1340cc motors

**ROCKER BOX RATCHET**

This chrome plated, vinyl grip ratchet is 9-3/4" long with reversible ratcheting action. Low profile design allows clearance between the frame & engine. Comfortable ergonomic grip will not scratch chrome while working on rocker box cover. Use for installation & removal of all Harley-Davidson® Evolution motor rocker box covers.

**35-8276** Rocker Box Ratchet. Includes one 3/16", 1/4" drive replaceable bit.

**35-8278** Rocker Box Ratchet replacement bits. Includes qt. 3 3/16", 1/4" drive allen bits



35-7996

**MOTION PRO ROCKER BOX WRENCH**

Reaches 3/16" rocker box allens on BigTwins, Buells®, & Sportsters®.

**35-7996** Rocker Box Cover Wrench, 3/8" drive.



35-2750

**HEAVY DUTY RIV-NUT TOOL SET**

Hydraulic action riveter tool is designed to set from 1/8" up to 1/4" diameter steel, stainless steel, aluminum and plastic rivets by changing the nosepiece. This tool has a rated pressure of over 3,750 lbs with one handed operation.

This tool can be used for the installation of riv-nut fasteners found on many Yamaha applications. Riv-nuts not included, sold in individual sizes. (see Riv-Nut Inserts)


**35-2750** Heavy Duty Riv-Nut Tool Set. Set includes hand hydraulic riveter, pull up studs and driving anvils in 6/8/10mm. All packaged in a plastic storage case.

**35-2751** Replacement 6mm Stud only for **35-2750**

**35-2752** Replacement 8mm Stud only for **35-2750**

**35-2753** Replacement 10mm Stud only for **35-2750**

**Heavy Duty Riv-Nut Tool Blind Nutsetting Configuration**



**RIV-NUT INSERTS**

Available as a shop kit and individual replacement pk/5.

**33-2760** Riv-Nut Inserts. Includes 1 pk of each part number listed.

**Replacement Riv-Nut Inserts. Sold pk/5.**

**33-2754** 6mm Hex Style Insert

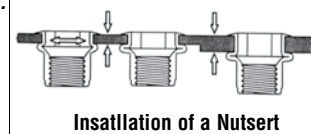
**33-2755** 8mm Hex Style Insert

**33-2756** 10mm Hex Style Insert

**33-2757** 6mm Round Ribbed Insert

**33-2758** 8mm Round Ribbed Insert

**33-2759** 10mm Round Ribbed Insert



Insatillation of a Nutsert



SHOP EQUIP & TOOLS



## TWIN SCAN II FOR HARLEY-DAVIDSON MOTORCYCLES®

The new Twin Scan II provides diagnostic capabilities not found in any other available tools and is especially useful for diagnosing hard to find intermittent trouble codes. Minimum PC requirement is a 300 MHz Pentium running Windows 98/ME/XP/Vista .

### FEATURES:

- Reads and clears diagnostic trouble codes from ECU (engine control unit), TSSM (turn signal/security module), speedometer, and tach.
- Real time display of engine data on instrument panel type display.
- Built-in data logging stores up to an hour of data. Includes two analog inputs for air/fuel ratio (AFR). Twin Scan II units can be upgraded to Twin Scan II+ for use as tuning aid, see pn 35-2249 below.

**35-2247 Twin Scan II** for 2001-2011 fuel injected models with Delphi® system (inc. V-Rod®) and 03-06 carbureted models with 12 pin ignition module

HARD PARTS



CARB & FUEL



## TWIN SCAN II + TUNING AID FOR SCREAMIN' EAGLE® RACE TUNER

This is the ideal tuning aid for Screamin' Eagle® Race Tuner (SERT). Twin Scan software analyzes logged data and displays front and rear cylinder air/fuel ratio (AFR) and the required volumetric efficiency (VE) correction (in percent) with the same RPM rows and throttle position sensor columns used in the SERT tables. You can add data from an unlimited number of files that you previously saved. The data will be analyzed and incorporated into the table. Twin Scan II+ can be purchased as a complete kit, or as an upgrade for Twin Scan II customers.

Twin Scan II + can be used with Twin Tuner (35-2251) and Power Commander maps.

**35-2248 Twin Scan II+ Kit** (includes Twin Scan II, WEGO II Interface, two Bosch LSU 4.2 wide-band oxygen sensors, Two 18 x 1.5 mm weld nuts, two 18 x 1.5 mm hex socket plugs, USB cable, and software.

**35-2249 Twin Scan II+ Upgrade Kit** (for customers with Twin Scan II) Includes WEGO IID Interface, two Bosch LSU 4.2 wide-band oxygen sensors, two 18 x 1.5 mm weld nuts, and two 18 x 1.5 mm hex socket plugs)

IGNITION/ELECTRICAL

CONTROL



## WEGO III Wide-Band AFR (Air/Fuel Ratio) Metering System

Complete air/fuel ratio metering system with built-in data logging. Includes WEGOIII Wide-Band Exhaust Gas Oxygen Sensor Interface, Bosch LSU4.2 5-wire wide-band oxygen sensor, 18x1.5mm weld nut for mounting sensor on exhaust pipe, and software. Unit displays AFR (air/fuel ratio) for all carbureted and fuel injected engines, logs over 2 hours data including AFR, engine RPM, and has a spare 0-5V analog input for sensors such as throttle position or manifold pressure. Can be used for on-road or dyno testing. Highly accurate with less than 0.10 AFR error over 10.3 – 19.5AFR range. Easy free-air calibration procedure corrects for sensor aging effects. 0-5V analog AFR output for interface to dyno instrumentation. Wide supply voltage range (11-16V) allows operation from battery on race vehicles without an alternator. Current drain is approx. 1 amp. WEGO III data logging software runs under Windows 98/ME/XP/Vista. Built-in USB interface. Software allows viewing AFR, engine RPM and analog data with user defined scaling. Data can also be exported to Excel for further analysis. Size: 4" L x 2" W x 0.5" H.

**35-9461 WEGO III Wide-Band AFR Metering System.**

SUSPENSION

ACCESSORIES







**DUCATI  
Special Tools**

**CRANKSHAFT TURNING TOOL FOR DUCATI**

Crankshaft turning tool used on late model Ducati 1990 to current. (750/900/916) Special tool turns timing mark on the degree wheel for perfect valve adjustments. Remove spark plugs and place engine in neutral during use. Mechanic's timesaver.



**35-5955** Crankshaft Turning Tool for DUCATI

**ALUMINUM TIRE VALVE STEMS**

Sold each.

- 32-5415** 8mm Aluminum Stem, Straight, long. Ducati and Triumph street
- 32-5418** 10mm Aluminum Stem, Straight, long.
- 32-2977** 10mm Aluminum Stem, Straight, Silver.
- 32-2978** 8mm Aluminum Stem Base 90° bend, Silver
- 32-2987** 8mm Aluminum Stem Base 90° bend, Black
- 32-2993** 10mm Aluminum Stem Base 90° bend, Blue
- 32-3034** 10mm Aluminum Stem Base 90° bend, Black
- 32-3037** 10mm Aluminum Stem Base 90° bend, Gold



**DUCATI REAR WHEEL NUT TOOLS**



We now offer the special sockets to remove Ducati rear wheels!!! These 1/2" drive sockets cover the full range of current Ducati applications  
*Note:* 41 and 46mm sockets require a short 1/2" drive extension

- 35-8641** DUCATI Rear Wheel Nut Tool 41  
Fits 748,916 and other models with a 41mm nut
- 35-8646** DUCATI Rear Wheel Nut Tool 46  
Fits 996,999,Monster and other models with a 46mm nut

**1098/F4 FRONT&REAR AXLE NUT WRENCH**

The special design fits both the 28mm front axle nut and the 55mm rear wheel nut. Fits Late model Ducati and MV Agusta models with a 55mm rear wheel nut.

**35-8655** DUCATI Front&Rear Axle Nut Wrench 1098/F4



**DUCATI FRONT AXLE ALIGNMENT TOOL**

This tool allows you install and maintain the correct alignment of the front axle while the axle nut is being tightened.

- 35-8625** DUCATI Front Axle Alignment Tool 25mm  
Fits earlier 748,916-999,ST2,ST4,1000SS models and more
- 35-8630** DUCATI Front Axle Alignment Tool 30mm  
Fits later 848,1098,1198 models and more



**DUCATI ENGINE ROTATING TOOL**

This simple tool bolts to the crankshaft end allowing engine rotation for valve adjustment and timing belt service. Spark plugs must be removed when rotating engine.

**35-8618** DUCATI Engine Rotating Tool




**DUCATI ALTERNATOR COVER REMOVER**



Special tool that assists in removal of the alternator cover on Ducati models. This tool pulls the cover from the center to more easily overcome the magnetic field of the rotor.

**35-8619** DUCATI Alternator Cover Remover

**DUCATI STEERING STEM SOCKET**



Special 3/8" drive socket for the pin-type steering stem nuts used on many Ducati's. This is a must have tool for torquing the stem nut properly on many Hypermotard, Multistrada and Superbike models. The rubber cushion helps prevent tool marks on the highly visible anodized aluminum nut.

**35-9474** DUCATI Steering Stem Socket

SHOP EQUIP & TOOLS

HARD PARTS

CARB & FUEL

IGNITION/ELECTRICAL

CONTROL

SUSPENSION

ACCESSORIES

## K&L MOTORCYCLE DIAGNOSTIC SCAN TOOLS

This scanner allows techs to diagnose, adjust, and reset fault key systems on most major motorcycle brands, including Honda, H-D, BMW, Kawasaki, Yamaha, Suzuki, & Ducati. This scanner has a comprehensive database of models and systems (including cable type and connector position). This scanner allows the technician to check the instrument panel, get live data from the systems and re-set the service light on some brands. Software updates are available annually. Techs use the data from the ECU to read (and erase) stored faults, and display "live" data (RPM, battery voltage, throttle angle, etc.). This scanner helps the user unlock the immobilizer, make injection adjustments (CO trimmer), adjust throttle position sensor (TPS), configure the immobilizer/ alarm, reset auto-adaptive parameters & make idle adjustments. (See below cable Applications.)



### 35-3247 K&L Motorcycle Diagnostic Scanner & Basic Cable Kit

#### OPTIONAL CABLES FOR K&L SCAN TOOL

For serial communication with Japanese brands, the optional cables are required. These cables, along with the version 5.0 software, allow techs to read the ECU directly, interpret error codes, and interact with the injection systems.

<b>35-9181</b> Version 4 Update	<b>35-3253</b> Harley Davidson Cable	<b>35-3259</b> Aprilia/Ditech Cable
<b>35-9007</b> Version 5 Update	<b>35-3262</b> KTM Cable	<b>32-3255</b> PACKARD cable
<b>35-9218</b> Version 6 Update	<b>35-3263</b> Aprilia/Sagem Cable	<b>35-3250</b> OBD11 Cable (Triumph)
<b>35-9043</b> Version 7 Update	<b>35-3269</b> BUELL Cable	<b>35-9729</b> Ducati (4-Pin) Cable
<b>35-9045</b> Version 7 Complete Update	<b>35-3264</b> Peugeot Cable	<b>35-9730</b> Kawasaki (6-Pin) Cable
<b>35-9120</b> Version 9 Update	<b>35-3265</b> KYMCO Cable	<b>35-9732</b> Kaw (6-Pin-MY2010) Cable
<b>35-3249</b> Universal Cable	<b>35-3266</b> Kawasaki 4-Pin Cable	<b>35-9733</b> SYM (3-Pin) Cable
<b>35-9115</b> MC5650 Version 6 to Version 8	<b>35-3267</b> BRP/CAN-AM Cable	<b>35-9734</b> Polaris (8-Pin-MY2006) Cable
<b>35-9116</b> MC5650 Version 7 to Version 8	<b>35-3268</b> Kawasaki INJ-Reg Cable	<b>35-3274</b> Harley-Davidson slave cable (model year 2011 & up) new version 8 Cable
<b>35-9117</b> MC5950 Version 7 to Version 8	<b>35-3254</b> OBDII Cable	
<b>35-3252</b> BMW Cable	<b>35-3256</b> Yamaha 3-Pin Cable	

<b>35-9709</b> Master cable. Required with all optional cables except 35-9728.
<b>35-9719</b> 4-pin serial cable for Kawasakis included in coverage list (except Vulcan VN1500N/L/JR models).
<b>35-9721</b> 8-pin cable for Kawasaki Vulcan VN1500N/L/JR models included in the coverage list.
<b>35-9722</b> 4-pin cable for Hondas with red 4-pin socket included in coverage list. Includes power supply jack for battery cable SL010051.
<b>35-9723</b> 3-pin cable for Hondas with black 3-pin socket included in coverage list. Includes power supply jack for battery cable SL010051.
<b>35-9724</b> 2-pin cable for Honda H.I.S.S. immobilizer functions (key-encoding, ignition block replacement, immobilizer ECU replacement) included in list. Includes power supply jack for battery cable SL010051.
<b>35-9725</b> 6-pin cable Suzukis with 6-pin diagnostic socket included in list.
<b>35-9726</b> 4-pin cable for Suzukis equipped with 4-pin diagnostic socket included in list. Includes power supply jack for connection to battery cable SL010051.
<b>35-9727</b> 10-pin cable for CAGIVAs with 10-pin diagnostic socket included in coverage list.
<b>35-9728</b> Cable for adjusting injection timing on Suzuki and Cagiva bikes included in coverage list. Requires connection to 5603 Data Router. Fitted with power supply jack for the SL010051 cable.

## MECHANIC'S GLOVES

Latex-free, nitrile gloves. Hand protection when working around chemicals in the shop.

#### Features include:

- Textured grip
- Powder-free
- Non-sterile
- Ambidextrous
- Sold box/100.



### 39-4991 Mechanic's Gloves. (large)



39-4991

## K&L PORTABLE AUXILIARY GAS & FAN CADDY

This tool offers mobility by centralizing all required tools on one easy to use fixture and now features an additional shelf for increased storage.

Constructed of square tubing, the height is adjustable up to 68" with hooks to attach gauges and fuel bottles. It is finished in blue powder coat.

Sold each. The stand is UPS shippable.

### 35-9453 K&L Portable Auxiliary Gas & Fan Caddy



EQUIPMENT SHOWN NOT INCLUDED

**SOTCHER GENERATOR TEST SETS**

Self-contained test sets for electrical load testing of AC generators. Ideal for setting engine speed and verifying engine and generator performance. Now you can be sure that your generators and alternators are providing the output they should, and at the proper voltage and frequency. The Model 627 can load generators up to 10KW to full capacity, with the Model 632 handling units up to 15KW. The Model 627 generator test set combines two load banks in one, providing a 0-90A (0-10,800 watt) load at 120V, or 0-45A (0-10,800 watt) load at 240V. The Model 632 generator test set also combines two load banks in one, providing a 0-130A (0-15,600 watt) load at 120V, or 0-65A (0-15,600 watt) load at 240V. Larger generators can be tested using two test sets. This avoids purchasing a very large test set for only a small percentage of your generator inventory. Fast and easy to use, the test set is fully self-contained with no external equipment except adapters required. A self-contained fan allows the test set to operate on a continuous basis, the (Electronic) frequency meter features a direct reading needle type indicator. The proper voltage limits for both 120V and 120/240V generators are identified on the voltmeter face; Ammeter is dual range 0-10A or 0-100A. Carriers on both sides of the test set allow adaptors to stay with the unit. Main adapter **35-3823** is required for all testing, other adapters allow your generator output to be connected to the Test Set. Contact your Sales Representative for more information.



**GENERATOR TEST SETS**

- 35-3837** Model 627 Test Set (10KW)
- 35-3838** Model 632 Test Set (15KW)

**GENERATOR ADAPTERS**

- 35-3823** Master Adapter 30A, 125/250V, Locking (#40608)
- 35-3848** Adapter 30A, 125V, Locking (#40610)
- 35-3849** Adapter 15A, 125V, Non-Locking (#40612)

**DIGITAL BATTERY LOAD TESTER**

Works on 12 volt batteries. Tests battery voltage, charging system output, and starter voltage. Microprocessor applies a ten second load, and gives an audible tone indicating completion of test. Results are digitally displayed, including test voltage, until leads are disconnected from battery. 2 yr. warranty



**35-7330** Digital Load Tester

**697 HIGH CURRENT PROBE. (400A MAX)**

Great for testing starting and charging systems. Works with multimeters, oscilloscopes, and graphing meters.



**35-9017** 697 High current probe



**TESTMATE SPORT**

is an easy-to-use portable battery tester for all 12V motorcycle, ATV / Quad, snowmobile & PWC batteries from 2 to 35Ah. Batteries can be tested for readiness with 3 selectable programs.

- Std / Filler Cap
- Sealed / AGM / Gel for MF ("Maintenance-Free")
- High-Power AGM for "High Performance" MF.
- Tests 2 to 35Ah batteries



**35-8511** TestMate Sport

**JUMP-N-CARRY PORTABLE STARTER**

- Gives up to 10 jumps per full charge
- 400 amps of starting power
- Voltmeter shows battery status
- Heavy duty case

**35-9574** Jump-N-Carry portable Starter



**35-9574**



**tecMATE**

35-7316

35-8332

35-8315

## IGNITIONMATE & IGNITIONMATE DUO

Ignitionmate dual-display peak voltage ignition testers show constant signals (peak voltage) and pulsed signals (spark energy) at the same time, making them the Top Tools for trouble-shooting problems on all ignition systems.

*Saves time by finding the faulty component in the ignition system without disassembly!*

The Ignition Mate Duo displays ignition parameters of 2 cylinders at the same time - on the same engine or on 2 similar engines. Allows direct comparisons of ignition peak voltage pulses, in-cylinder spark stability & intensity, or primary circuit voltages. A must have tool for serious tuners and dyno shops.

Includes instructions, impact resistant rubber holder and custom case.

**35-8315** Ignition Mate

**35-7316** Ignition Mate Duo

**35-8332** Stick Coil Adapter. For coil over spark plugs.

(Included with Ignition Mate and Ignition Mate Duo)

**35-7992** Replacement Battery Cord

## SELF-POWERED TIMING LIGHT

Combines timing light and work light into one instrument. Works on all 12V gasoline powered engines. Uses 2 "D" cell batteries. Includes an LED indicator to insure proper hook up or detects a faulty flash tube.

**35-6894** Self-Powered Timing & Work Light



## #321 DIGITAL TACHOMETER

Model #321 tachometer has interchangeable capacitive and inductive secondary clamp pick-ups. Selector switches allow for direct readings of two and four cycle engines firing up to three times per crankshaft revolution. RPM switch selections are: 1 to 10,000 RPM in 10 RPM increments and 10 to 20,000 RPM in 100 RPM increments. Includes inductive 10' inductive clip and hanger handle.

\*Capacitive Clamp sold separately. One Year warranty.



**35-7383** #321 Digital Tachometer

35-7383

## OPPAMA PET-4000 SPARK CHECKER

To use, set the spark plug gap per manual. (between 6mm & 7mm).

When engine is turned over, spark will jump across the gap. It can also be used to judge performance of running engine by correctly connecting to ignition system. (see instruction manual). **Made in Japan.**



35-8312

**35-8312** OPPAMA PET-4000 Spark Checker

## OPPAMA PET-2100DX PULSE ENGINE TACHOMETER

The 2100DX digital tachometer measures engine RPM, maximum RPM, total cumulative operating time and resetable cumulative operating time. Dual display can be set to show current RPM only or current & maximum RPM and has two maximum RPM memories. Rev limiter measures 2-stroke (1 to 4 cylinders) and 4-stroke (1 to 8 cylinders) engines.



35-8318

**35-8318** OPPAMA PET-2100DX Pulse Engine Tachometer



## MOTION PRO IGNITION SYSTEM TESTER

35-1980

This ignition system spark checker is designed to test the integrity and strength of the ignition system using spark that it creates as a reference. Works on most motorcycle, ATV, snowmobile, and personal watercraft systems. Sold each.

**35-1980** Motion Pro Ignition System Tester

**Toll Free: 800-727-6767**

**Tool Up for Profit!**  
**www.klsupply.com**

**590 MULTIMETER WITH RPM FUNCTION**



35-9014

The 590 is a full feature meter with a 2" tall backlit display. It features a 20A max test range, and includes 2 sets of leads, RPM pick-up & temp probe. The 590 even measures Ms pulse width to check fuel injectors.

35-9014 590 Multimeter



35-0529

**PEAK VOLTAGE ADAPTER**

This easy to use Adapter allows your volt/multimeter to read peak voltages. Leads comes with alligator clips.

35-0529 Peak Volt Adapter




35-9008

**MAGNETIC TEST LEADS**

Two piece lead set allows you to disconnect the probe and attach the magnet to the testpoint. Gives easy hands free readings

35-9008 Mag Leads, one set



35-9009

**Digital Multi-Meter Version**

**FUSE BUDDY**

Plugs directly into fuse sockets, no more probes falling out. Available for ATC & ATM series blade fuses. Multimeter & stand-alone versions.

35-9009 For DMM's, ATM fuses

35-9011 For DMM's, ATC fuses

35-9012 Stand-Alone, ATC



35-1927

**FLUKE MODEL 88 V/A MULTIMETER**

Replaces the model 88. Comes with TL224 leads, Alligator Clips, and test probes. Includes Tach pick-up, temperature probe and holster. Manual is on CD and in printed form.

35-1927 FLUKE Model 88 V/A Multimeter



35-9013

**480 MULTIMETER**

AutoRanging Multimeter with 43 test ranges. 600V AC/DC, 10A Max current, 40M resistance. Tests Diodes, audible continuity signal.

35-9013 480 Multimeter



35-9565

**ANALOG MULTIMETER**

Professional analog multimeter. Check ignition and electrical system. Comes with test leads (red/black) and instructions.

35-9565 Analog Multimeter



35-2556

**PROBULATOR LEAD SET**

- Enter connector housings without damage to connector or cable
- Establish sure electrical contacts within connectors
- Accepts standard 4mm Ø banana plugs
- Coated brass scoop-points resist corrosion
- 2 pairs per set



35-2556 Probulator Lead Set

SHOP EQUIP & TOOLS

HARD PARTS

CARB & FUEL

IGNITION/ELECTRICAL

CONTROL

SUSPENSION

ACCESSORIES



Ring Style  
Terminals  
35-1396

35-0533

Alligator Style  
Terminals

35-1397

## BATTERY TENDER® PLUS HIGH EFFICIENCY

The Battery Tender® Plus High Efficiency is a 1.25 amp battery charger designed to fully charge a battery and maintain it at proper storage voltage without the damaging effects caused by trickle chargers. Included is a quick connect ring terminal harness for hard to reach areas and alligator clips for an alternate connection. This unit replaces the 35-0532 in the California market.

- 35-0533 Battery Tender® Plus High Efficiency
- 35-1396 Ring Terminals, Quick Disconnect
- 35-1397 Alligator Terminals, Quick Disconnect

## BATTERY TENDER® JUNIOR HIGH EFFICIENCY 6 & 12V CHARGERS



35-0784



The Battery Tender® Junior High Efficiency is much more than a trickle charger.

It has a brain. It's lightweight, compact, and fully automatic; very easy to use, especially in small spaces. It will keep your battery fully charged so that it is ready to go when you are! This unit replaces the 35-0787 in the California market.

- 35-0784 Battery Tender® Junior High Efficiency 6 & 12V Chargers
  - 35-1424 6V Battery Tender® Junior
  - 35-1396 Ring Terminals, Quick Disconnect
  - 35-1397 Alligator Terminals, Quick Disconnect
- (Charging output is 750mA on both 6 and 12 volt models)



35-1416

## BATTERY TENDER® WATERPROOF 800

This compact 800 mA battery charger has highly efficient surface mount technology electronic components. 3 Year warranty. Complies with California's NEW Appliance Efficiency Program.

- 35-1416 Battery Tender® Model 800 WaterProof Charger (12V)
- 35-1396 Ring Terminals, Quick Disconnect
- 35-1397 Alligator Terminals, Quick Disconnect



37-0782



37-0783



## BATTERY TENDER® MULTIPLE CHARGING STATIONS

Designed to charge and maintain 12v batteries. Each charger has its own 6' lead with quick connect alligator clamps. 110 VAC @ 60Hz. Both units come with a 3 year warranty. Complies with California's NEW Appliance Efficiency Program.

- 37-0783 10 Bank Battery Charger
- 37-0782 5 Bank Battery Charger

**Tool Up for Profit!**  
[www.klsupply.com](http://www.klsupply.com)

**Toll Free: 800-727-6767**

**Optimate PRO-S**  
ampmatic



**OPTIMATE PRO-S DESULFATING BATTERY CHARGER/MAINTAINER**

Tecmates most powerful compact charger. The Pro-S has three rates of charge available, with a maximum of four amps, making it ideal for dealers & owners of multiple vehicles.

- Deactivates when disconnected.
- Electronically protected reverse polarity connection
- Quickly recovers neglected batteries
- Includes clips for wall mounting

Complies with California's NEW Appliance Efficiency Program.

**35-8006** Optimate Pro -S Desulfating Battery Charger/Maintainer

**Optimate PRO-2**  
ampmatic



35-7842

**OPTIMATE PRO2 BATTERY CHARGER**

This shop charger has two independent charging systems of 2Amps that are able to desulfate, charge, maintain & initialize new batteries using the 12 hour program. Simply connect a battery and the rest is automatic. 2 x 12V OR 1 x24V system.

Complies with California's NEW Appliance Efficiency Program.

**35-7842** OPTIMATE PRO2 Battery Charger

**Optimate PRO-4**



**OPTIMATE PRO4 BATTERY CHARGER**

The Optimate PRO4 is fully commissioning 5-stage multi charger incorporating diagnostic checks and an automatic special recovery mode for deep discharged (sulfated) batteries. Four different 12 Volt batteries can be simultaneously and independently charged and assessed by way of 3 selectable programs. The three selectable programs ensure optimal charging of standard filler cap, auto, motorcycle AGM type MF, gel starter, deep cycle and trolling motor batteries. 1.2/3/5 Amp charge currents.

Complies with California's NEW Appliance Efficiency Program.

**35-7958** OPTIMATE PRO4 Battery Charger

**35-8317** Optional Wall Mount Bracket

**35-7744** PRO4 Replacement leads

**Optimate PRO-8**



35-7997

**OPTIMATE PRO 8 BATTERY CHARGER**

The new Optimate PRO 8 is a highly versatile 6/12V battery-care center for up to 8 batteries at a time. Compatible with all lead-acid models, GEL, MF-AGM or conventional, the new Optimate PRO 8 can be used on starter batteries, as well as on industrial, motive or stationary-oriented types. Just connect up to 8 (even dissimilar) batteries, and these will be individually taken through Optimate's widely acclaimed multi-stage program: Desulfation (if necessary), constant current bulk charge, verification, final test & limitless maintenance. Countless connection variations are possible, either enhancing charge current for larger batteries, or handling series-connected blocks, or both. Combinations up to 8A or 96V are possible. State-of-the-art diagnostics, charging, testing and recovery of otherwise "dead" batteries", all in a single device.

- Charges up to 8 batteries at the same time.
- For 6 and 12V batteries STD, AGM, Deep Cycle.
- Automatically recovers deep-discharged batteries.
- Battery test and self-discharge check.
- Keeps batteries fully charged at all times.

Complies with California's NEW Appliance Efficiency Program.

**35-7997** Optimate PRO 8 Battery Charger

**35-8317** Optional Wall Mount Bracket

**35-7744** PRO 8 Replacement leads

**Batterymate**  
150-9

35-8316



**BATTERYMATE 150-9 COMMISSIONING CHARGER AND LOAD TESTER**

Combination load tester and powerful constant current charger with automatic desulfating action. Correctly commissions all new batteries. Six load test choices, 15A to 150 Amps, for all batteries from 2.5Ah to 45Ah. Six constant current settings from 1A to 9A for correct, most time-effective charging.

Complies with California's NEW Appliance Efficiency Program.

**35-8316** BATTERY MATE Charger

**35-8317** Optional Wall Mount Bracket

SHOP EQUIP & TOOLS

HARD PARTS

CARB & FUEL

IGNITION/ELECTRICAL

CONTROL

SUSPENSION

ACCESSORIES

## Optimate The battery saving charger



35-7342

### Optimate 1



#### OPTIMATE 1 GLOBAL BATTERY CHARGER

Maintain any type of 12 volt lead-acid battery without overcharging, filler cap / wet cell, sealed AGM (MF) or GEL. Ideal for vehicles that are seldom or seasonally used, or in storage.

NEW FEATURES:

- 4 step program
- The OptiMate 1 GLOBAL delivers 600mA constant current at 12V.
- Includes the OptiMate unique maintenance program-tests and delivers only what the battery needs, never overcharges, never undercharges.
- Global input (100-240V 50-60Hz), high efficiency (CEC listed), fully sealed.

35-7342 OPTIMATE 1 Global BATTERY CHARGER



35-0163

### Optimate 2

#### OPTIMATE 2 ADVANCED 12V BATTERY MAINTENANCE CHARGER

The Optimate 2 smart charger-maintainer is the most cost effective solution for long term maintenance of 12V batteries in any vehicle / craft that is stored in or outdoors.

Optimate 2 is weatherproof, very easy to use, simply connect to the battery and plug it into the nearest power socket, the rest is fully automatic. With 0.8A constant current Optimate 2 automatically brings the battery to full charge and then switches to the unique Optimate battery saving maintenance charge mode to keep the battery at 100% ready and at the same time provides power to the on board computer, display or anti theft alarm. Recommended for STD (with removable filler caps), sealed AGM (absorbed glass mat) & sealed GEL 12V lead-acid batteries up to 50Ah, it can also maintain larger batteries (it will just take longer to charge). Weighing in at 1pound (450grams) including cables and accepting any AC supply between 100-240VAC, Optimate 2 is a true world traveller.

Complies with California's NEW Appliance Efficiency Program.

35-0163 Optimate 2 Battery Charger



## Optimate 3+

35-7961

#### OPTIMATE 3+ DESULFATING BATTERY CHARGER "Battery Performance Guaranteed"

Optimate 3+ automatically tests batteries for sulfation and saves neglected batteries other chargers can't.

- Endorsed & recommended by all major powersport OEM's
- Special recovery & charging program
- Electronically protected reverse polarity connection
- 24/7 Automatic Storage Control – leave hooked up when not in use !

Complies with California's NEW Appliance Efficiency Program.

35-7961 Optimate 3+ Desulfating Battery Charger



35-8384

## Optimate 4

#### OPTIMATE 4 BATTERY CHARGER/MAINTAINER

DUAL RECOVERY + turbo mode recovery for dead-flat batteries

- Initial stage @ 16Vmax. Turbo stage @ 22V max
- Microprocessor controlled with monitoring & safety circuits
- Comprehensive 10-LED information panel
- Stress relieving cable bushings
- Max Input Current 0.8 Amps @ 120V
- Two Year Warranty

Complies with California's NEW Appliance Efficiency Program.

35-8384 Optimate 4 Battery Charger/Maintainer



35-0168

## Optimate 5 voltmatic



#### OPTIMATE™ 5 VOLTMAVIC BATTERY CHARGER

OptiMate™ 5 voltmatic is the first ever charger capable of automatically recovering 6V lead-acid batteries from deep discharge (low voltage 12V batteries need confirmation from the user that it is a 12V battery). Then the recovered 6 or 12V battery is optimally recharged, tested and then safely maintained for months at a time. The unique OptiMate long term maintenance charge method not only keeps the battery at 100% without ever over-charging, it also has been proven to prolong battery life by up to 400%. Reducing waste, for a better environment. No wonder 10 major constructors recommend OptiMate. OptiMate™ 5 voltmatic. Battery performance guaranteed !

35-0168 OptiMate™ 5 Voltmatic Battery Charger





## OPTIMATE 6 BATTERY CHARGER/MAINTAINER

The world's most advanced diagnostic battery optimizer, now with 5A charge current!



35-5967

Optimate 6 can SAVE a neglected / sulfated lead-acid battery unable to accept charge from the engine charging system (even after jump starting). Each time you connect the OptiMate 6 to a battery the microprocessor automatically diagnoses the condition and automatically chooses the best charge current & program. Optimate 6 is able to correctly initialize & charge new sealed batteries where the user is adding the acid pack to the battery. Use on all lead-acid batteries (STS/AGM/MF/GEL) from 15Ah to 240Ah. The multi step charging system is suitable for any type of 12V lead-acid battery. During the 24/7 auto storage control the battery is tested every hour and recharged as necessary. With a 30 minute rest each hour. The universal input system accepts AC power between 100 to 240VAC (incl. generator / inverter).

- Max Input Current 2.5 Amps @ 120V
- Saves neglected batteries other chargers can't
- Optimizes battery power and life
- 24/7 automatic storage control
- Early warning of battery problems
- AMPMATIC current control with cell equalization
- 100% safe long term maintenance/charging of any type of 12V lead-acid battery

Complies with California's NEW Appliance Efficiency Program.

**35-5967** Optimate 6 Battery Charger/Maintainer



35-8004

## ACCUMATE PRO5 BATTERY CHARGER

Charges & maintains up to 5 x 12V batteries simultaneously using a fully automatic 4-stage program. Up to 1.8Amps of current are applied, making it ideal for the larger capacity batteries found on many of today's cruiser bikes. (6 Ah and up)

- Thermally protected against overheating due to blocked vents
- Electronically protected reverse polarity connection
- Two or more charging stations can be connected to the same battery when faster charging of larger capacity batteries is required.
- Ships with wall mounts for convenient placement.
- Two Year limited warranty

Complies with California's NEW Appliance Efficiency Program.

**35-8004** ACCUMATE PRO5 Battery Charger



35-9808

## ACCUMATE 612 BATTERY CHARGER/MAINTAINER

The Accumate mini charges the battery with 0.9A current. Charging voltage rises as resistance increases, until a proper charge has been reached. The circuit then switches into float charge mode with voltage limited at 13.5V (6.7V for 6V batteries) to maintain it. For all 6 & 12 volt lead-acid batteries, including Std, GEL / MF, and AGM .

- Includes Eyelet and Clip Style leads.
- Electronically protected reverse polarity connection
- 2 year warranty

Complies with California's NEW Appliance Efficiency Program.

**35-9808** Accumate 612 Mini Battery Charger/Maintainer



35-0164

## OPTIMATE LITHIUM BATTERY CHARGER / MAINTAINER

Optimate™ lithium, the first OptiMate to protect your LiFePO4 battery in a way no other charger did before!

The new Optimate lithium will protect your investment and guarantee your Lithium Iron Phosphate (LiFePO4 / LFP) battery will perform as advertised for a very long time. With 5 Amps of charge current available OptiMate lithium unique multi step ampmatic™ program recharges and balances cells within the battery quickly and efficiently.

Optimate lithium's maintenance program delivers current to the vehicle circuitry, protecting and keeping the battery at 100% charge. Complies with California's NEW Appliance Efficiency Program.

**35-0164** Optimate Lithium Battery Charger



## TECMATE BATTERY CHARGER ACCESSORIES (For Optimate & Accumate models)

*Note: 2009 and Later chargers use S.A.E. Style Accessories*

Description	TM Style	Ref#
8 foot Extension Cord	35-7973	(TM-73)
Eyelet Harness	35-7974	(TM-71)
12V Socket Connector	35-7740	(TM-72)

Description	S.A.E. Style	Ref#
8 foot Extension Cord	35-7742	(SAE-73)
Eyelet Harness	35-7743	(SAE-71)
Clip Harness	35-7744	(SAE-74)
12V Socket Connector	35-7741	(SAE-72)

Wall Bracket (For Optimate 3)	35-7979	(TM-75)
Connection adapter (TM to S.A.E.)	35-7975	(TM-77)
Connection adapter (S.A.E. to TM)	35-7745	(SAE-77)

SHOP EQUIP & TOOLS

HARD PARTS

CARB & FUEL

IGNITION/ELECTRICAL

CONTROL

SUSPENSION

ACCESSORIES

**TestMATE**  
mini



35-7983

## TESTMATE MINI BATTERY & CHARGING SYSTEM TESTER/ANALYZER

This compact, easy to use tester is ideal for quick diagnosis without having to remove wiring. Simply connect the included harness to the battery in question and begin testing. With the ignition off, battery voltage is displayed. When the starter is engaged, cranking voltage is displayed. With the engine running, charging voltage at various R.P.M.'s can be observed, indicating potential regulator and alternator trouble. Easier to read than a multimeter, the Testmate is small enough to use anywhere with no need to switch between different scales. Complies with California's NEW Appliance Efficiency Program.

35-7983 TestMate Mini

**Optimate**  
accessories



35-0189

## OPTIMATE FUSED Y-SPLITTER

Connect to 1 SAE-compatible adapter then connect 2 SAE-compatible accessories. Connects to the Optimate 1 weatherproof permanent lead already connected to your battery. Used with a 15A fuse on each output, is recommended for permanent addition of electrical accessories on the vehicle.

Complies with California's NEW Appliance Efficiency Program.

35-0189 Optimate Fused Y-Splitter

## UNIVERSAL REPLACEMENT BATTERY CABLES



These high quality American-made replacement cables may be used as either Positive or Negative Battery Leads. Each cable features six-gauge copper wire with colored insulation and 1/4" copper terminals that are soldered (not crimped) on. Sold pk/6.

Color	4" Length	6" Length	8" Length	10" Length
Red	20-0142	20-0143	20-0144	20-0145
Black	20-0342	20-0343	20-0344	20-0345

## EYE OUTLET TERMINALS

Sold pk/12.

34-1554 Eye Outlet Terminal 1/4"

34-1558 Eye Outlet Terminal 5/16"

34-1559 Eye Outlet Terminal 3/8"



**Optimate**  
accessories



35-0188

## OPTIMATE W/PROOF USB CHARGER

You can now charge your USB compatible device while on the go: ipod, mobile phone, digital camera, satellite navigation device, you name it. Complies with California's NEW Appliance Efficiency Program.

35-0188 OptiMate W/Proof USB Charger

**Optimate**  
accessories



35-0191

35-0190

## OPTIMATE CHARGE NOW! WARNING FLASHER

Storing your vehicle for a long period of time in a place where you have no access to mains, but want to monitor when you will need to recharge the battery?

Our Charge Now! warning flasher warns when your battery needs recharging. Charge the battery via the indicator.

Complies with California's NEW Appliance Efficiency Program.

35-0190 OptiMate Charge Now AGM

35-0191 OptiMate Charge Now STD



35-8365



35-8364

## "ACTIVATOR" DRY CHARGE BATTERY FILLER

Fast and clean! Positive thumb release valve controls acid flow.

Attaches to any standard acid pack tube. Includes handy hanger card.

35-8364 Dry Charge Battery Filler only. Adapter not included

35-8365 Optional Battery Filler Adapter

For use on batteries with small openings



99-8951

## MOTION PRO BATTERY BOOSTER CABLES

Conveniently sized for bike-to-bike jump starts. 5' long with heavy-duty alligator clips for secure connection.

99-8951 Motion Pro Booster Cables

## ELECTRICAL TERMINAL KITS

Terminal Pins, Pin Seals, and Couplers are OEM quality and allow for easy modifications of wire connections without soldering. Terminal crimping tool is included in each kit to make stripping the wire and crimping the terminals easy and professional.



34-1766



34-1547



34-1866

### 34-1766 ELECTRICAL TERMINAL KIT FRH

Kit Includes; 34-1880 FRH-07 Terminal Crimp Tool, 20ea of 34-8959 (B-1), 34-8960 (B-2), 34-0275 (7120-8013), 34-0277 (7120-1151), 34-6940 (18064-1), 34-1869 (8240-4050), 25ea Of 34-9295 (FRS-101), 34-9296 (FRS-102), 50Ea 34-9297 (FRS-103) 10ea Of 34-8967 (B-9), 34-8968 (B-10) 2ea of 34-1903(FRS-108), 34-1904(FRS-109), 34-1859(B-37R), 34-6915 (6030-2981), 34-6910(6040-2111)

### 34-1866 PROFESSIONAL ELECTRICAL SHOP TERMINAL KIT

Contains 100 each of B-1 to B-6, B-9, B-10, B-16, B-17, B-21, B-22, B-48 and one FRH-07 wire crimper in a metal storage case with terminal identification chart inside lid.

### 34-1547 ELECTRICAL TERMINAL KIT B-TYPE

Contains 20 each of B-1 to B6, 2 sets of B-7 (2 male, 2 female), 20 each of to B-9, B-10, B21, B-22, B-48, one set of B-37R, and one FRH-07 crimper tool in a plastic storage case with terminal identification chart inside lid.

#### REPLACEMENT PINS & COUPLERS


	10pk	100pk
B-1 Terminal Pin, Male	—	34-8959
B-2 Terminal Pin, Female	—	34-8960
B-3 Terminal Cover, Male-use with B1 pin	—	34-8961
B-4 Terminal Cover, Female-use with B-2 pin	—	34-8962
B-5 Terminal Pin, Male	—	34-8963
B-6 Terminal Pin, Female	—	34-8964
Terminal Pin, Male	—	34-6940
OEM Honda-use with 34-1869		
Terminal Pin, Female	—	34-1869
OEM Honda, use with 34-6940		
slightly larger than B-6		
B-7 4-Pin Coupler Set, M/F	34-8965	—
B-8 Solderless Wire Splice	—	34-8966
B-9 Terminal Pin, Male	—	34-8967
B-10 Terminal Pin, Female	—	34-8968
B-12 4mm Terminal Ring (round eyelet)	—	34-0279
B-13 6 Pin M/F Coupler Set	34-8973	—
B-13R 6 Pin M/F Coupler Set with retainer	34-1853	—
B-16 Terminal Pin, Female-Dual	—	34-8948
B-17 Terminal Cover, Female	—	34-8949
B-18 4 Pin M/F Coupler Set	34-8947	—
B-18R 4 Pin M/F Coupler Set with retainer	34-1854	—
B-19 6 Pin M/F Coupler Set	34-8946	—
B-20 Terminal Pin, Female	—	34-1863
(Use with B36 & B36R only)		
B-21 5mm Terminal Ring	—	34-8970
B-22 6mm Terminal Ring	—	34-8972
B-24 5mm Terminal Ring (round eyelet)	—	34-0280
B-36 1 Pin M/F Coupler Set,	34-8336	—
B-37 2 Pin M/F Coupler set,	34-8337	—
B-37R 2 Pin M/F Coupler set with retainer	34-1859	—
B-38 3 Pin M/F Coupler set,	34-8343	—
B-38R 3 Pin Coupler set with retainer	34-1858	—
B-40 3 Pin M/F Coupler set, uses B-5 & B-6 pins	34-1855	—

#### REPLACEMENT PINS & COUPLERS

	20/pk	100/pk
B-41 Terminal Pin, Male-thinner than B-1	—	34-1865
B-42 Terminal Pin, Female-thinner than B-2	—	34-1868
B-48 Wire Crimp	—	34-8971
DC-1.25 OEM Butt-Terminal	—	34-3434
7120-8013 Terminal Pin Cover, Female	—	34-0275
7120-1151 Terminal Pin Cover, Female	—	34-0277
7120-1152 Terminal Pin Cover, Male	34-0278	—
FRH-07 Terminal Crimper	34-1880 (Only Sold Each)	—

#### TERMINAL PINS (YAMAHA)

8230-4272 Terminal Pin, Male	—	34-0298
------------------------------	---	---------



34-6969	8100-1462M Terminal Pins, Male	pk/100
34-6971	8100-1469F Terminal Pins, Female	pk/100



34-0294	2 Pin Male Coupler for Turn Signal, Black	pk/100
34-1330	2 Pin Male Coupler for Turn Signal, Black	pk/50

**Note: Pins not available for 34-0294.**

#### TERMINAL SUPER CRIMP TOOL

34-9109	Terminal Super Crimp Tool
---------	---------------------------

34-9109



SHOP EQUIP & TOOLS

HARD PARTS

CARB & FUEL

IGNITION/ELECTRICAL

CONTROL

SUSPENSION

ACCESSORIES

## REPLACEMENT TERMINALS AND CONNECTORS

SHOP EQUIP & TOOLS

HARD PARTS

CARB & FUEL

IGNITION/ELECTRICAL

CONTROL

SUSPENSION

ACCESSORIES



34-8959 B-1



34-8960 B-2



34-8961 B-3



34-8962 B-4



34-8963 B-5



34-8964 B-6



34-1869 8240-4050



34-6940 18064-1



34-8965 B-7



34-8966 B-8



34-8967 B-9



34-8968 B-10



34-0279 B-12



34-8973 B-13



34-1853 B-13R



34-8948 B-16



34-8949 B-17



34-8947 B-18



34-1854 B-18R



34-8946 B-19



34-1863 B-20



34-8970 B-21



34-8972 B-22



34-0280 B-24



34-8336 B-36



34-8337 B-37



34-1859 B-37R



34-8343 B-38



34-1858 B-38R



34-1855 B-40



34-8971 B-48



34-3434 DC-1.25



34-0277 7120-1151



34-0278 7120-1152



34-0275 7120-8013



34-6930 34-6929  
34-6938 Set



34-6915 34-6910  
Set 34-6932 Set



34-6922 34-6920  
34-6936 Set



34-6931 34-6929  
34-6939 Set



34-6918 34-6916  
34-6935 Set



34-6927 34-6928  
34-6937 Set

### COUPLERS

**Note:** Use 34-6940 (male pin) and 34-1869 (female pin) for 2, 3, 4, 6, and 9 pin couplers listed below. 34-6932 - 34-6931

34-6932	2 Pin M/F Coupler, Set (white)	5/sets
34-6910	2 Pin Male Coupler (white)	pk/100
34-6915	2 Pin Female Coupler (white)	pk/100
34-6935	3 Pin M/F Coupler, Set (green)	5/sets
34-6916	3 Pin Female Coupler (green)	pk/100
34-6918	3 Pin Male Coupler (green)	pk/100
34-6936	4 Pin M/F Coupler, Set (red)	5/sets
34-6920	4 Pin Female Coupler (red)	pk/100
34-6922	4 Pin Male Coupler (red)	pk/100
34-6937	6 Pin M/F Coupler, Set (white)	5/sets
34-6927	6 Pin Female Coupler (white)	pk/100
34-6928	6 Pin Male Coupler (white)	pk/100
34-6938	9 pin coupler, Set (black and black)	5/sets
34-6939	9 pin coupler, Set (black and white)	5/sets
34-6929	9 Pin Female Coupler (black)	pk/100
34-6930	9 Pin Male Coupler (black)	pk/100
34-6931	9 Pin Male Coupler (white)	pk/100

### OPEN BARREL TYPE CRIMPER

This economical crimper works on open barrel terminals from 14 to 24 gauge. Crimps both B and F series



35-1870 Open Barrel Type Crimper

### TERMINAL CRIMPER TOOL FRC-200

Features smaller crimp positions for F-series terminals, built-in wire stripper, and wire cutter.

**Note:** Not compatible with B-series terminals. Sold each. Made in Japan.



34-9206 Terminal Crimper Tool Model FRC-200



### TERMINAL CRIMPER TOOL FRH-07

Features three crimp positions for B-series terminals, wire stripper, and wire cutter. Sold each.

**Note:** Not compatible with F-series terminals. Made in Japan.

34-1880 Terminal Crimper Tool FRH-07

SHOP EQUIP & TOOLS

HARD PARTS

CARB & FUEL

IGNITION/ELECTRICAL


CONTROL

SUSPENSION

ACCESSORIES

## FRA-SERIES-PINS, COUPLERS & PIN SEALS

(Waterproof, Greatest Amperage Capacity)



34-9280 FRA-103

34-9281 FRA-104

34-9282 FRA-106

34-0291 FW-M-085

34-6964 FW-F-085

34-9283 FRA-115

34-9284 FRA-116

34-0292 FWY-W-D

34-0293 FWY-W-0850

34-6966 FW-W-031

## FRM-SERIES-PINS, COUPLERS & PIN SEALS

(Waterproof, Double Locked Pin Retention)



34-9285 FRM-101

34-9286 FRM-102

34-9287 FRM-103

34-9290 FRY-101

34-9291 FRY-102

34-9292 FRY-103

## FRS-SERIES-PINS, COUPLERS & PIN SEALS

(Waterproof, Most Compact Size, Ideal for Dual Sports)



34-9295 FRS-101

34-9299 FRS-107

34-1906 FRS-111

34-0283 FRSY-107

34-9296 FRS-102

34-1903 FRS-108

34-1907 FRS-112

34-0284 FWY-2M-B

34-9297 FRS-103

34-1904 FRS-109

34-1908 FRS-113

34-0289 FWY-4M-B

34-9298 FRS-106

34-1905 FRS-110

34-0282 FRSY-106

34-0286 FWY-2F-B

REPLACEMENT PINS, COUPLERS & SEALS				REPLACEMENT PINS, COUPLERS & SEALS				REPLACEMENT PINS, COUPLERS & SEALS							
34-0281	FR-150	Pin Tools	Qt2	34-9297	FRS-103	Pin Seal (Black)	pk/50	34-9282	FRA-106	Pin Seal (Grey)	pk/50	34-9283	FRA-115	4-Pin M Coupler	pk/3
34-0282	FRSY-106	2 Pin F Coupler	pk/10	34-9298	FRS-106	2-Pin M Coupler	pk/5	34-9284	FRA-116	4-Pin F Coupler	pk/3	34-9285	FRM-101	Terminal Pin, M	pk/50
34-0283	FRSY-107	2 Pin M Coupler	pk/10	34-9299	FRS-107	2-Pin F Coupler	pk/5	34-9286	FRM-102	Terminal Pin, F	pk/50	34-9286	FRM-102	Terminal Pin, F	pk/50
34-0291	FW-M-085	Terminal Pin, M	pk/50	34-1903	FRS-108	3 Pin M Coupler	pk/5	34-1903	FRS-108	3 Pin M Coupler	pk/5	34-9287	FRM-103	Pin Seal (Green)	pk/50
34-6964	FW-F-085	Terminal Pin, F	pk/50	34-1904	FRS-109	3 Pin F Coupler	pk/5	34-1904	FRS-109	3 Pin F Coupler	pk/5	34-9288	FRM-102	Terminal Pin, F	pk/50
34-0292	FWY-W-D	Pin Seal, Blue	pk/50	34-1905	FRS-110	4 Pin M Coupler	pk/3	34-1905	FRS-110	4 Pin M Coupler	pk/3	34-9289	FRM-102	Terminal Pin, F	pk/50
34-0293	FWY-W-0850	Pin Seal, Black	pk/50	34-1906	FRS-111	4 Pin F Coupler	pk/3	34-1906	FRS-111	4 Pin F Coupler	pk/3	34-9290	FRY-101	Terminal Pin, M	pk/50
34-0284	FWY-2M-B	2 Pin M Coupler	pk/10	34-1907	FRS-112	6 Pin M Coupler	pk/3	34-1907	FRS-112	6 Pin M Coupler	pk/3	34-9291	FRY-102	Terminal Pin, F	pk/50
34-0286	FWY-2F-B	2 Pin F Coupler	pk/10	34-1908	FRS-113	6 Pin F Coupler	pk/3	34-1908	FRS-113	6 Pin F Coupler	pk/3	34-9292	FRY-103	Pin Seal (Black)	pk/50
34-0289	FWY-4M-B	4 Pin M Coupler	pk/5	34-9280	FRA-103	Terminal Pin, M	pk/50	34-9280	FRA-103	Terminal Pin, M	pk/50	34-6966	FW-W-031	Seal for 2 Pin F	pk/1000
34-0290	FWY-4F-B	4 Pin F Coupler	pk/5	34-9281	FRA-104	Terminal Pin, F	pk/50	34-9281	FRA-104	Terminal Pin, F	pk/50	34-6967	FW-W-031	Seal for 2 Pin F	pk/1000
34-9295	FRS-101	Terminal Pin, M	pk/50												
34-9296	FRS-102	Terminal Pin, F	pk/50												

SHOP EQUIP & TOOLS

HARD PARTS

CARB & FUEL

IGNITION/ELECTRICAL

CONTROL

SUSPENSION

ACCESSORIES



## ELECTRICAL CONNECTOR PIN REMOVAL TOOLS


Precision pin tools for terminal repair on harness connectors. Safely removes pins without damaging wires. Available in 5 piece set. *Made in Japan.*

**35-9555** Asian Terminal Removal Set

## TERMINAL PIN REMOVAL TOOL SET FR-150

Two piece tool set for removal of FR/FW Series Conectors Sold as set. *Made in Japan.*

**34-0281** Terminal Removal Tool Set FR-150



34-0281 set



## TERMINAL REMOVAL TOOL

Designed to remove wires from terminals without damaging the end prongs. Includes six different shaped blades.

**35-9266** Terminal Removal Tool

## WATERPROOF ELECTRICAL TERMINALS

Terminals are OEM quality and allow for easy modifications of wire connections without soldering. Ideal for building custom harness assemblies where extra reliability is needed. *Made in Japan.*



## 3 & 4 PIN COUPLER SETS

*Made in Japan.* Sold pk/10 (5 male & 5 female) and pk/100. Pins sold pk/100.

### 3 PIN COUPLER SET

<b>34-6954</b>	3 Pin M/F Coupler Set-(5 male and 5 female)	pk/10
<b>34-6948</b>	3 Pin Male Coupler only	7228-3030 (Yam) pk/100
<b>34-6949</b>	3 Pin Female Coupler only	7229-3030 (Yam) pk/100
<b>34-6972</b>	Terminal Pin, Male	7113-2200P pk/100
<b>34-6973</b>	Terminal Pin, Female	7115-1330P pk/100

### 4 PIN COUPLER SET

<b>34-6955</b>	4 Pin M/F Coupler Set-(5 male and 5 female)	pk/10
<b>34-6950</b>	4 Pin Male Coupler only	7228-3042 (Yam) pk/100
<b>34-6951</b>	4 Pin Female Coupler only	7229-3043 (Yam) pk/100
<b>34-6972</b>	Terminal Pin, Male	7113-2200P pk/100
<b>34-6973</b>	Terminal Pin, Female	7115-1330P pk/100

## TERMINAL SETS AND COUPLERS

These sets feature our most popular terminals in smaller quantities, and are ideal for do-it-yourself customers.

*Note: Pack refers to complete sets that qty. (1) of a part# will build.*

Part#	Description	Contents	Pack qty.
<b>34-9063</b>	Bullet Terminals	M/F pins, sleeves	30 Sets
<b>34-9065</b>	Dual Female Bullets	M/F pins, sleeves	5 Sets
<b>35-9066</b>	6 mm Ring Terminal	Rings, sleeves	5 Sets
<b>35-9067</b>	8 mm Ring Terminal	Rings, sleeves	5 Sets
<b>34-9068</b>	10 mm Ring Terminal	Rings, sleeves	5 Sets
<b>34-9069</b>	2 Pin Waterproof Coupler	M/F blocks, pins, seals	1 Set
<b>34-9070</b>	3 Pin Waterproof Coupler	M/F blocks, pins, seals	1 Set
<b>34-9074</b>	4 Pin Waterproof Coupler	M/F blocks, pins, seals	1 Set
<b>34-9080</b>	6 Pin Waterproof Coupler	M/F blocks, pins, seals	1 Set



34-9063

34-9065



35-9066

35-9067



34-9068

34-9069



34-9070

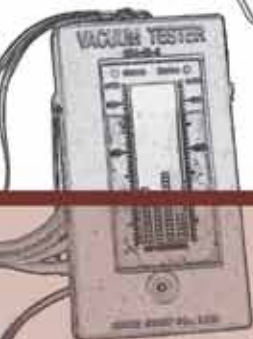
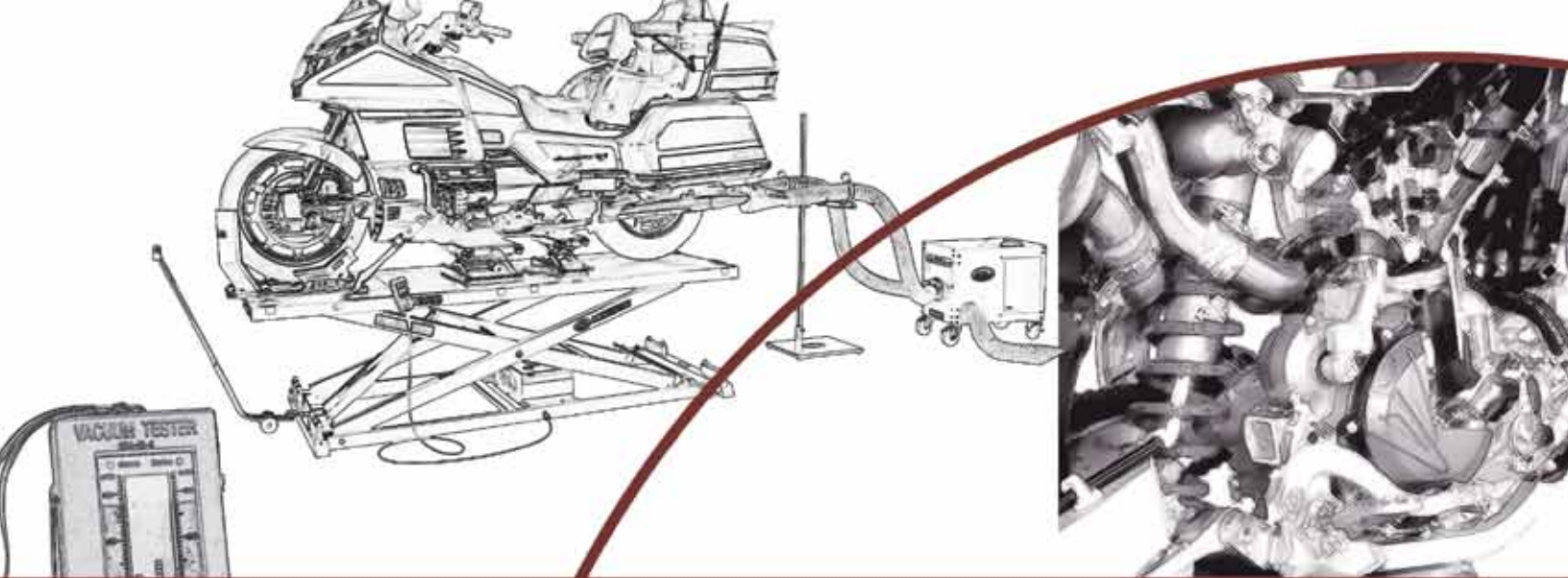
34-9074



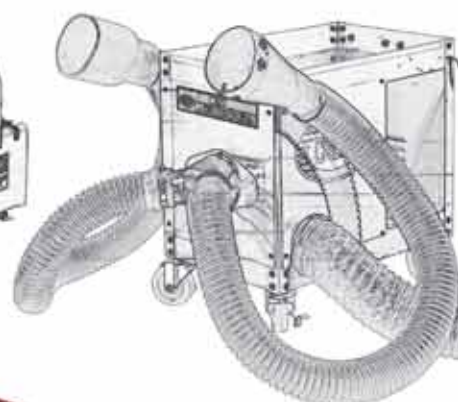
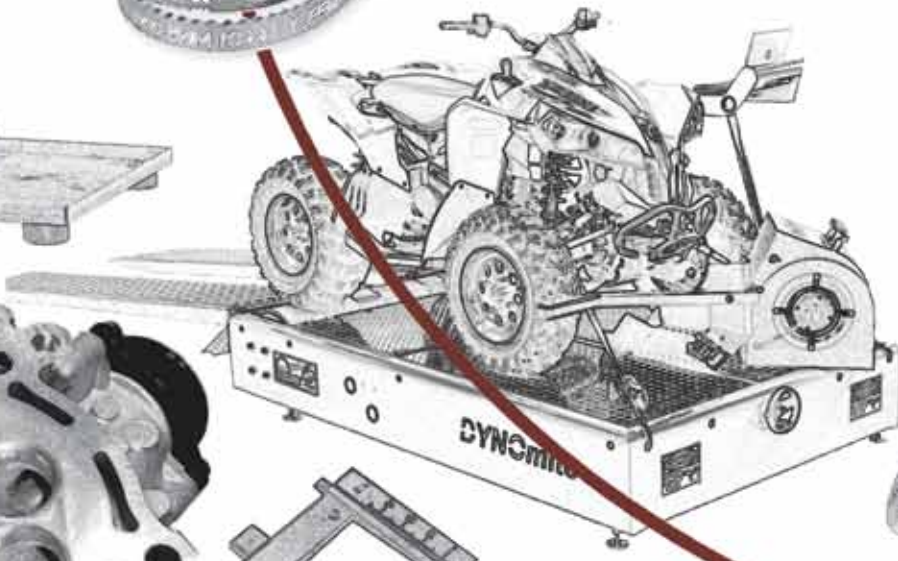
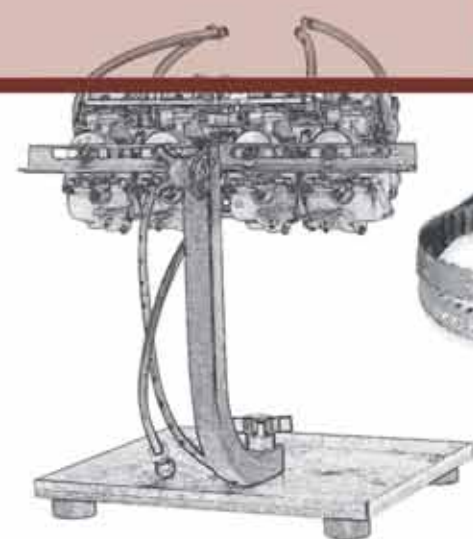
34-9080


**Tool Up for Profit!**

[www.klsupply.com](http://www.klsupply.com)



# *Hard Parts*





## ENGINE GASKET SETS


Quality Vesrah and KP Gasket Sets from K&L Supply offer you and your customers a real alternative to costly factory parts. **Made in Japan** to meet or exceed OEM specifications.

HONDA Street Application	Year	Complete Gskt Set	Top End Gskt Set
C70K1	1973	16-6206	—
CB350G	1973	16-6101	—
CB350K2~K5 Super Sport	70-73	16-6101	—
CL350K2~K5 Scrambler	70-73	16-6101	—
SL350	1971	16-6101	—
CB400 Twins (all)	78-81	—	16-6029
CB550F Super Sport	76-77	—	16-6010
CB550	1976	—	16-6010
CBR600F2 Hurricane	91-94	16-5498	—
CBR600F3 Hurricane	95-98	16-6403	—
CBR600SE	1998	16-6403	—
CBR600SJR Smokin Joe Replica	1996	16-6403	—
CB650SC Nighthawk	83-85	16-3662	—
VF700C Magna	84-85	16-6231	—
VF700S Sabre	84-85	16-6231	—
CB750A Automatic	74-78	16-2933	16-2934
CB750C Custom	80-82	16-2932	16-6030
CB750F Super Sport	74-78	16-2933	16-2934
CB750F Super Sport	79-82	16-2932	16-6030
CB750K1/K2/K3	71-73	16-6118	—
CB750K	74-78	16-2933	16-2934
CB750K	79-82	16-2932	16-6030
CB750L LTD	1979	16-2932	16-6030
CB750SC Nighthawk	82-83	16-2932	16-6030
VF750 V45 Magna/ Sabre	82-83	16-6231	—
CB900C Custom	80-82	16-6212	—
CB900F Super Sport	81-82	16-6212	—
CBR900RR	93-95	16-6193	—
GL1000 Goldwing	78-79	16-6120	16-6018
GL1100 Goldwing	80-83	16-6216	—
VF1100C V65 Magna	83-86	16-3642	—
VF1100S V65 Sabre	84-85	16-3642	—
GL1200I Goldwing Interstate	84-87	16-5474	16-5475
GL1200A Goldwing Aspencade	84-87	16-5474	16-5475
GL1200L Goldwing LTD	1985	16-5474	16-5475

HONDA Dual Sport/Offroad Application	Year	Complete Gskt Set	Top End Gskt Set
CL70/K1/K2/K3 Scrambler	70-72	16-6206	—
CT70 Mini	77-79	16-6206	—
CT70H/HK1	1971	16-6206	—
CT70K1~K4 Trail 70	72-75	16-6206	—
SL70/K1 Moto Sport 70	72-73	16-6206	—
CR80R	92-02	16-5541	—
CT90K1~K6 Trail 90	70-75	—	—
CT90 Trail 90	76-79	—	—
XR100M Motard(HD13)	2005	16-5634	—
XR100R	92-03	16-5634	—
TLR200 Reflex	86-87	16-6213	—
XL200	83-84	16-6213	—
XR200R	81-83	16-6213	—
XR200R	86-88	16-6213	—
XR200R	94-02	—	—
CR250R	92-99	—	16-6444
XL250R	85-87	16-3668	—
XR250L	91-96	16-3668	—
XR250R	85-95	16-3668	—
SL350	1971	16-6101	—
XR400R	96-03	16-5746	16-5755
CR500R	89-01	16-5467	16-5472
XR500R	79-80	—	—
XR600R	88-00	—	—
NX650	88-89	—	16-5821
XL650 Transalp	00-07	—	16-5821
XR650L	93-09	—	16-5821
XL700V/VA Transalp	08-10	16-6231	—

HONDA ATV Application	Year	Complete Gskt Set	Top End Gskt Set
ATC110	79-85	—	00-6220
ATC200E Big Red	82-83	—	00-6396
ATC200ES Big Red	1984	—	00-6396
ATC200M	84-85	—	00-6396
ATC200S	84-86	00-6395	00-6396
ATC200X	83-85	00-6395	00-6396
ATC200X	86-87	—	80-3522
TRX200 Four Trax	1984	—	00-6396
TRX200 Four Trax 200	90-91	—	80-3522
TRX200D Four Trax Type II	91-97	—	80-3522
TRX200SX Four Trax	86-88	—	80-3522
ATC250R	85-86	80-8266	80-8267
TRX250R Fourtrax 250R	86-89	16-5469	—
TRX250X Fourtrax 250X	87-88	—	16-5546
TRX250X Fourtrax 250X	91-92	—	16-5546
TRX300EX Fourtrax 300 EX	93-08	16-5534	16-5546
ATC350X	85-86	—	80-8272
TRX350 Fourtrax 4x4	86-87	—	80-8272
TRX350D Fourtrax Foreman 4x4	87-89	—	80-8272
TRX400EX Fourtrax 400 EX	99-00	16-5749	16-5766
TRX400EX Sportrax 400 EX	01-04	16-5749	16-5766

## K&L MC25 METRIC ENGINE STAND



The MC25 is a versatile engine stand that is easily adjustable in both height and width and has the ability to rotate an engine a full 360 degrees. Pan removal, transmissions, and starter clutches are just a few of the services that are easier with the MC25.

- 37-9352 K&L MC25 Metric Engine Stand
- 37-6336 Optional 200mm Adapter



## ENGINE GASKET SETS


Quality Vesrah and KP Gasket Sets from K&L Supply offer you and your customers a real alternative to costly factory parts. **Made in Japan** to meet or exceed OEM specifications.

<b>KAWASAKI Street Application</b>	<b>Year</b>	<b>Complete Gskt Set</b>	<b>Top End Gskt Set</b>
ZX600 A/B/C Ninja 600R	85-97	—	<b>16-4971</b>
H2/A/B/C 750SS (2-stroke)	73-75	<b>16-6328</b>	—
KZ750E1/E2/E3	80-82	—	<b>16-6359</b>
Z1A/Z1B-900 (2 pc head gskt)	74-75	<b>16-6152</b>	<b>16-6162</b>
KZ900A4/A5	76-77	<b>16-6152</b>	<b>16-6162</b>
KZ900B1 LTD	1976	<b>16-6152</b>	<b>16-6162</b>
KZ1000A1/A2	77-78	<b>16-6342</b>	—
KZ1000A3/A4 MKII	79-80	—	<b>16-6163</b>
KZ1000B1/B2 LTD	77-78	<b>16-6342</b>	—
KZ1000B3/B4 LTD	79-80	—	<b>16-6163</b>
KZ1000C1 Police	1978	<b>16-6342</b>	—
KZ1000C2/C3/C4 Police	79-81	—	<b>16-6163</b>
KZ1000D1 Z1R	1978	<b>16-6342</b>	—
KZ1000D3 Z1R	1980	—	<b>16-6163</b>
KZ1000E1/E2 Shaft ST	79-80	—	<b>16-6163</b>
KZ1000G1 LTD Classic	1980	—	<b>16-6163</b>
KZ1000J "Sports" /K"LTD"/M"CSR"	81-82	<b>16-6344</b>	<b>16-6345</b>
KZ1000P1~P24 "Police"	82-05	<b>16-6344</b>	<b>16-6345</b>
KZ1000R	82-83	<b>16-6344</b>	<b>16-6345</b>

<b>KAWASAKI ATV/Offroad Application</b>	<b>Year</b>	<b>Complete Gskt Set</b>	<b>Top End Gskt Set</b>
KDX200	95-06	—	<b>16-4886</b>
KLF220A1~A15 Bayou 220	85-02	<b>16-5549</b>	—
KSF250A1~A17 Mojave	87-04	<b>16-5610</b>	—
KEF300 Lakota 300	95-03	<b>16-5525</b>	—
KLF300B1~B16 Bayou 300	88-03	<b>16-5525</b>	—
KLF400B1~B7 Bayou 4x4	93-99	—	<b>16-5825</b>
KVF400 Prairie	97-02	—	<b>16-5825</b>

<b>SUZUKI Street Application</b>	<b>Year</b>	<b>Complete Gskt Set</b>	<b>Top End Gskt Set</b>
GS750ET/EX/LT/LX	80-81	—	<b>16-6305</b>
GSX-R750W	93-95	<b>16-6401</b>	—
V5800GL Intruder	92-01	<b>16-6530</b>	—
VX800L/M	90-91	<b>16-6530</b>	—
GS1000C/E/L/S/	78-80	<b>16-6300</b>	<b>16-6301</b>
GSX-R1100K/L/M/N	89-92	<b>16-5521</b>	—
GS1150E/ES	84-85	<b>16-3735</b>	—

<b>SUZUKI ATV/Offroad Application</b>	<b>Year</b>	<b>Complete Gskt Set</b>	<b>Top End Gskt Set</b>
RM125W/X/Y	98-00	<b>16-5933</b>	—
LT230E Quadrunner	87-93	<b>80-8283</b>	—
LT230GEF/G Quadrunner	85-86	<b>80-8283</b>	—
LTF230G/H	86-87	<b>80-8283</b>	—
LT250RF/RG Quadracer	85-86	<b>80-8288</b>	—
LT250RH~RN Quadracer	87-92	<b>16-5512</b>	—
LT500R Quadracer	87-90	<b>16-5532</b>	—



<b>YAMAHA Street Application</b>	<b>Year</b>	<b>Complete Gskt Set</b>	<b>Top End Gskt Set</b>
RD350/A/B	74-75	<b>16-6173</b>	—
RD400C/D/E/F	76-79	<b>16-6174</b>	—
SR500E/F/G/H	78-81	<b>16-6175</b>	—
FZ600	86-88	<b>16-3726</b>	—
FZR600	89-91	<b>16-5486</b>	—
SRX600 SRX-6	1986	<b>16-1981</b>	—
YX600S/SC/T/TC Radian	86-87	<b>16-3726</b>	—
XJ650J/K Maxim	82-83	—	<b>16-6289</b>
XS650B/C/D/E/F/2F	75-79	—	<b>16-6187</b>
XS650G/H Special II	80-81	—	<b>16-6187</b>
XS650SF	1979	—	<b>16-6187</b>
XJ750J/K/L Maxim	82-83	<b>16-6244</b>	—
XJ750MK Midnight Maxim	1983	<b>16-6244</b>	—
XJ750RH/RJ/RK Seca	81-83	<b>16-6244</b>	—
XV750 Virago	88-92	<b>16-6247</b>	—
XS850	80-81	<b>16-6242</b>	—
XV1000 Virago	84-85	<b>16-3729</b>	—
XS1100 XS1100L/S	78-81	<b>16-6282</b>	—
XV1100 Virago	88-94	<b>16-3729</b>	—
FJ1200	86-92	<b>16-5482</b>	—

<b>YAMAHA ATV</b>	<b>Year</b>	<b>Complete Gskt Set</b>	<b>Top End Gskt Set</b>
YFM100T/U/W/A/B Champ	87-91	<b>16-5912</b>	—
YFM350E Moto-4	87-90	<b>16-5496</b>	—
YFM350ERD Moto-4	1992	<b>16-5496</b>	—
YFM350FW Big Bear	87-91	<b>16-5496</b>	—
YFM350X Warrior	87-91	<b>16-5496</b>	—
YFZ350 Banshee	92-02	<b>16-6051</b>	<b>16-6056</b>
YFM600FWA Grizzly	98-01	—	<b>16-6044</b>
YFM600FWAH Hunter	2001	—	<b>16-6044</b>

<b>YAMAHA Dual Sport/Offroad</b>	<b>Year</b>	<b>Complete Gskt Set</b>	<b>Top End Gskt Set</b>
TT500C/D/E/F/G/H Offroad	76-81	<b>16-6175</b>	—
XT500 Dual Sport	76-82	<b>16-6175</b>	—
TT600K/L/N/S	83-85	<b>16-1981</b>	—
XT600L/LC~T/TC	84-87	<b>16-1981</b>	—

SHOP EQUIP & TOOLS

HARD PARTS

CARB & FUEL

IGNITION/ELECTRICAL

CONTROL

SUSPENSION

ACCESSORIES



**Toll Free: 800-727-6767**

**www.klsupply.com**

# MUFFLER CONNECTING GASKETS

SHOP EQUIP & TOOLS

HARD PARTS

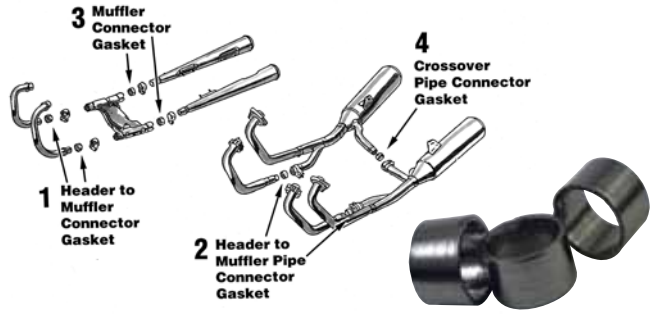
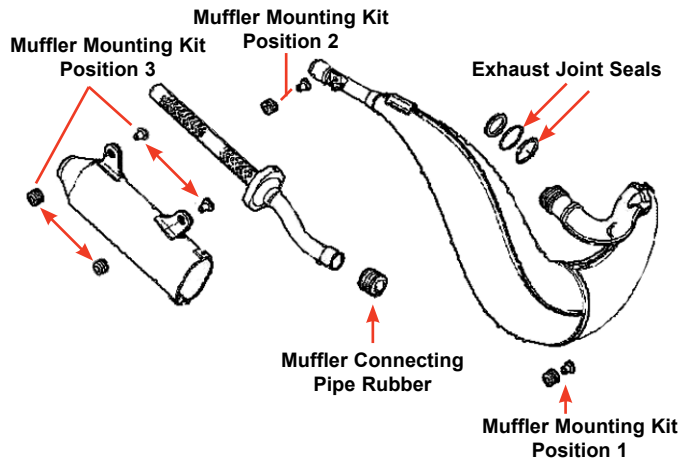
CARB & FUEL

IGNITION/ELECTRICAL

CONTROL

SUSPENSION

ACCESSORIES



## EXHAUST GASKETS AND HARDWARE

Made in Japan to meet or exceed OEM specifications. Keep your bike running at factory specification & replace leaking exhaust components. NOTE: Order correct gasket by referring to illustration.

### MUFFLER MOUNTING KITS FOR HONDA

Set Consists of: 5 x Rubber Grommet and 5 x Collar

Application	Year	Chamber Side		Silencer Side
		Position 1	Position 2	Position 3
CR80R	96-02	—	<b>16-6432</b>	<b>16-6432</b>
CR80RB	97-02	—	<b>16-6432</b>	<b>16-6432</b>
CR85R	03-07	—	<b>16-6432</b>	<b>16-6432</b>
CR85RB	03-07	—	<b>16-6432</b>	<b>16-6432</b>
CR125R	90-01	—	<b>16-6432</b>	<b>16-6432</b>
CR125R	02-07	—	<b>16-6434</b>	<b>16-6432</b>
CR250R	90-00	—	<b>16-6432</b>	<b>16-6432</b>
CR250R	2001	—	<b>16-6434</b>	<b>16-6432</b>
CR250R	02-05	<b>16-6432</b>	<b>16-6434</b>	<b>16-6432</b>
CR250R	06-07	<b>16-6432</b>	<b>16-6434</b>	<b>16-6438</b>
CR500R	87-01	—	<b>16-6432</b>	—

## EXHAUST SEALS FOR OFF-ROAD BIKES

Made in Japan to meet or exceed OEM specifications. Sold in pk/4. Available for the following applications:

HONDA			
K&L P/N	OEM Reference	Application	Year
<b>16-6394</b>	91304-KZ4-L11	CR125R	01-07
<b>16-6425</b>	91304-KZ3-890	CR250R	93-01
<b>16-6423</b>	91302-KZ3-L20	CR250R	02-04
<b>16-6425</b>	91304-KZ3-890	CR250R	05-07

SUZUKI			
K&L P/N	OEM Reference	Application	Year
<b>16-6019</b>	14171-36E00	RM125	96-08
<b>16-6020</b>	14171-28C30	RM250/N/S/Z	89-08
<b>16-6020</b>	14171-28C30	RMX250T/W	89-98

YAMAHA			
K&L P/N	OEM Reference	Application	Year
<b>16-6011</b>	5PA-14642-00	YZ85	02-10
<b>16-6016</b>	5MV-14642-00	YZ125	01-11
<b>16-6017</b>	5MW-14642-00	YZ250 (2-stroke)	01-11

## MUFFLER CONNECTING PIPE RUBBERS FOR OFFROAD BIKES

Made in Japan to meet or exceed OEM specifications. Sold in pk/2. Available for the following applications:

HONDA			
K&L P/N	OEM Reference	Application	Year
<b>16-6469</b>	18365-KA4-730	CR250R	84-07 (pk/2)
<b>16-6472</b>	18365-KZ4-000	CR125R	89-07 (pk/2)

## EXHAUST MUFFLER CONNECTING GASKETS

Made in Japan to meet or exceed OEM specifications.

NOTE: Order correct gasket by referring to number shown in illustration. There are four possible locations where muffler connecting gaskets can be replaced. Some applications require two different size gaskets. Sold in pk/5.

HONDA		
K&L P/N	OEM Reference	Dimensions
<b>16-5565</b>	18391-438-306	38 x 44.5 x 28mm
<b>16-5569</b>	18391-429-010	42.8 x 48.6 x 30mm

KAWASAKI		
K&L P/N	OEM Reference	Dimensions
<b>16-5573</b>	11060-1068, 11009-1637	38.2 x 43.5 x 26mm

HONDA Street Application			
Year	Conn. Gskt.	Position	
79-82	<b>16-5565</b>	1	CX500C Custom
82-83	<b>16-5569</b>	1	FT500 Ascot
1984	<b>16-5569</b>	3	VF500C/F
79-82	<b>16-5565</b>	2	CB750F Super Sport
81-82	<b>16-5565</b>	2	CB900F Super Sport
1983	<b>16-5565</b>	2	CB1100F Super Sport
80-83	<b>16-5569</b>	4	GL1100 Goldwing
83-85	<b>16-5569</b>	3	VF1100C V65 Magna
84-85	<b>16-5569</b>	3	GL1200 Goldwing (all)

HONDA Offroad			
Year	Conn. Gskt.	Position	
84-85	<b>16-5565</b>	1	XR200R
81-85	<b>16-5565</b>	1	XL250R
84-85	<b>16-5565</b>	1	XR250R
81-82	<b>16-5569</b>	1	XR250R
83-84	<b>16-5565</b>	1	XR350R
79-82	<b>16-5569</b>	1	XL500 Dual Sport
79-84	<b>16-5569</b>	1	XR500/500R
83-87	<b>16-5569</b>	1	XL/XR600R

KAWASAKI Street			
Year	Conn. Gskt.	Position	
80-83	<b>16-5573</b>		KZ250 CSR/LTD
1984	<b>16-5573</b>	2	KZ700A1
82-85	<b>16-5573</b>	2	KZ750R1 ZX750 GPz, GPz Turbo
84-86	<b>16-5573</b>	4	ZX900A 900R (uses two different gaskets)
77-78	<b>16-5573</b>	3	KZ1000A1/A2(uses two different gaskets)
79-80	<b>16-5573</b>	3	KZ1000A3/A3A/A4 MKII
78-81	<b>16-5573</b>	3	KZ1000C1~C4 Police(uses two different gaskets)
79-80	<b>16-5573</b>		KZ1000E1/E2
1980	<b>16-5573</b>	3	KZ1000G1 Classic (uses two different gaskets)
81-83	<b>16-5573</b>	3&4	KZ1000J/K/M
78-05	<b>16-5573</b>	2&4	KZ1000P Police
81-83	<b>16-5573</b>	3&4	KZ1100A1/A2/A3 Shaft
81-82	<b>16-5573</b>	3&4	KZ1100A1/A2/B1/B2 GPz
82-83	<b>16-5573</b>	3&4	KZ1100D1/D2 Spectre
83-85	<b>16-5573</b>	3&4	KZ1100L1/B1/B2 LTD Shaft
92-95	<b>16-5573</b>		ZR1100A1~A4 Zephyr
83-84	<b>16-5573</b>	3&4	ZX1100A1/A2 GPz

KAWASAKI Offroad		
Year	Conn. Gskt.	
94-96	<b>16-5573</b>	KLX250D2/D3/D4
97-07	<b>16-5573</b>	KLX300A2~A7F

## EXHAUST PIPE GASKETS

Made in Japan to meet or exceed OEM specifications.

Sold pk/10.

### HONDA

K&L P/N	OEM Reference	Dimensions
16-5976	18291-MN5-650	32 x 40 x 4.2mm
16-6061	18291-MN4-920	35 x 42.8 x 4.1mm
16-5977	18291-MM5-860	37.4 x 44.8 x 4.1mm
16-5979	18291-286-306	38.5 x 46.5 x 4.8mm
16-1843	18291-MM8-880	44 x 52 x 2.45mm
16-5992	18291-MEB-670	39.8 x 48.5 x 4.1mm

### KAWASAKI

16-5978	11009-1866	31 x 39.4 x 2.8mm
16-5975	11009-1906	32 x 42 x 3.0mm
16-4143	11060-1203	36.15 x 44.85 x 2.05mm
16-5982	11060-1103	35.85 x 42.15 x 2.85mm
16-4136	11061-0027	
16-4127	11009-1840	39.45 x 45.65x2.45mm
16-4145	11009-1856	35.5 x 44.1 x 2.4mm

### SUZUKI

16-6063	14181-05020	32 x 42 x 5.0mm
16-5535	14181-18C00	32 x 42 x 5.5mm
16-5994	14181-46E00	33.36 x 42 x 5.36mm
16-5536	14181-40C00	35.20 x 41.85 x 3.05mm
16-5538	14181-45C00	51.2 x 61.7 x 4.8mm
16-5974	14181-01D00	38 x 46 x 5.0mm
16-4144	14181-22D01	38.40 x 45.75 x 5.08mm
16-2459	14181-29E02	Non-Asbestos Style
16-2490	14181-35G00	Non-Asbestos Style

### YAMAHA

16-0180	4BR-14613-00-00	30.5 x 39.1 x 5.0mm
16-5533	3YF-14613-01-00	32 x 42 x 3.0mm
16-6025	4BE-14613-00-00	38 x 44.5 x 5.0mm
16-6024	3GD-14613-00-00	38.5 x 49.5 x 5.0mm
16-6062	3EG-14613-00-00	42.52 x 55.36 x 3.4mm
16-2480	5NL-14613-00-00	Non-Asbestos Style

### HONDA Street Application

Application	Year	Exh. Pipe Gskt (pk/10)
TG50	85-86	16-5976
CB125S	76-85	16-5976
CB125TT	1990	16-5976
CB185T	78-79	16-5976
CB200T	1976	16-5976
CM200T	80-82	16-5976
CB250 Nighthawk	91-08	16-5976
CBR250R/RA	11-12	16-5992
CM250C Custom	82-83	16-5976
CMX250C/C2/CD Rebel	85-12	16-5976
VTR250 Interceptor	88-90	16-6061
CB350G/K	70-73	16-5979
SL350/K1/K2 Moto Sport	70-72	16-5979
CB360G/K/T	74-76	16-5979
CJ360T	76-77	16-5979
CL360/K1	74-75	16-5979
CB400F CB1	89-90	16-6061
CB400A Automatic	1978	16-6061
CB400T Hawk	78-81	16-6061
CM400A Automatic	79-81	16-6061
CM400C Custom	1981	16-6061
CM400E	80-81	16-6061
CM400T	79-81	16-6061
CB450SC Nighthawk	82-86	16-6061
CB450T Hawk	1982	16-6061
CM450A Automatic	82-83	16-6061
CM450C Custom	1982	16-6061
CM450E	82-83	16-6061

### HONDA Street Application


Application	Year	Exh. Pipe Gskt (pk/10)
CMX450C Rebel	86-87	16-6061
CB500/K1/K2 (4-cylinder)	71-73	16-5976
CB500T	1976	16-1843
CX500	78-82	16-5979
FT500 Ascot	82-83	16-5977
GB500	89-90	16-5976
GL500 Silverwing/ Interstate	81-82	16-5979
VF500C Magna	84-85	16-5976
VF500F Interceptor	84-86	16-5976
VT500C Shadow	83-86	16-6061
VT500FT Ascot	83-84	16-6061
CB550F Super Sport	75-77	16-5976
CB550K	74-78	16-5976
CB550 SC Nighthawk	1983	16-6061
CB599 Naked	04-06	16-6061
CBR600F~F4 Hurricane	87-06	16-6061
CBR600RA	09-14	16-6061
CBR600RR	03-14	16-6061
CBR600SE	1998	16-6061
CBR600SJR	1996	16-6061
FSC600 Silverwing	02-10	16-6061
VT600C Shadow (Front)	88-07	16-5977
VT600C Shadow (Rear)	88-07	16-6061
CB650	79-82	16-6061
CB650C Custom	80-81	16-6061
CB650SC Nighthawk	82-85	16-6061
CX650C	1983	16-5979

### HONDA Street Application

Application	Year	Exh. Pipe Gskt (pk/10)
GL650 GL650I	1983	16-5979
NT650 Hawk GT	88-91	16-5977
NT650 Hawk GT	88-91	16-6061
CB700SC Nighthawk	84-86	16-5977
NSA700A	2009	16-6061
NT700V NT700VA	2010	16-6061
VF700C Magna	84-87	16-5976
VF700F Interceptor	84-85	16-5976
VF700S Sabre	84-85	16-5976
VFR700F/F2 Interceptor	86-87	16-5976
VT700C Shadow	84-87	16-1843
CB750A Automatic	76-78	16-5977
CB750C Custom	80-82	16-5977
CB750F Super Sport	76-82	16-5977
CB750K0~K5	69-78	16-5977
CB750K	79-82	16-5977
CB750L LTD	1979	16-5977
CB750SC Nighthawk	82-83	16-5977
RVF750R RC45	1994	16-5976
VF750C V45 Magna	82-88	16-5976
VF750C Magna	94-03	16-6061
VF750CD Magna Deluxe	95-96	16-6061
VF750C2 Magna Deluxe	97-00	16-6061
VF750F Interceptor	83-84	16-5976
VF750S V45 Sabre	82-83	16-5976
VFR750F Interceptor	86-97	16-5976
VFR750R RC30	1990	16-5976
VT750C Shadow	1983	16-1843
VT750C/D Shadow (all)	98-10	16-5977
PC800 Pacific Coast	89-90	16-1843
VFR800FI Interceptor	98-01	16-5976
VFR800 VFR800A	02-09	16-5976
VT800C	1987	16-1843
CB900C Custom	80-82	16-5977
CB900F Super Sport	81-82	16-5977
CB900F Super Sport	02-07	16-6061
CBR900RR	93-99	16-6061
CBR929RE	2001	16-5977
CBR929RR	00-01	16-5977
CBR954RR	02-03	16-5977
CB1000C Custom	1983	16-5977
CBR1000F Hurricane	87-96	16-5977
CBR1000RR	08-12	16-5977
CBX-1000	79-82	16-6061
GL1000 Goldwing	75-79	16-5979
VF1000F Interceptor	1984	16-6061
VF1000R	85-86	16-6061
VTR1000F Super Hawk	98-05	16-1843
CB1100F Super Sport	1983	16-5977
CBR1100XX Blackbird	97-05	16-5977
GL1100 Goldwing	80-83	16-5979
ST1100	91-03	16-6061
VF1100C V65 Magna	83-86	16-6061
VF1100S V65 Sabre	84-85	16-6061
VT1100C Shadow (all)	85-07	16-1843
GL1200 Goldwing (all)	84-87	16-5979
VFR1200F/FD	2010	16-5977
ST1300 (all)	02-11	16-6061
GL1500 Goldwing (all)	88-00	16-5976
GL1500C Valkyrie (all)	97-03	16-5976
GL1800 Goldwing	01-12	16-5976
NRX1800 Valkyrie Rune	04-05	16-5976

### HONDA ATV

ATC125M	86-87	16-5976
TRX125 Four Trax	87-88	16-5976
ATC185 ATC185S	80-83	16-5976
ATC200, E/ES/M/S/X	81-87	16-5976
TRX200 Four Trax	1984	16-5976



SHOP EQUIP & TOOLS

HARD PARTS

CARB & FUEL

IGNITION/ELECTRICAL

CONTROL

SUSPENSION

ACCESSORIES

# EXHAUST PIPE GASKETS

SHOP EQUIP & TOOLS

HARD PARTS

CARB & FUEL

IGNITION/ELECTRICAL

CONTROL

SUSPENSION

ACCESSORIES

## HONDA ATV Application

Year	Exh. Pipe Gskt (pk/10)
90-91	<b>16-5976</b>
91-97	<b>16-5976</b>
86-88	<b>16-5976</b>
85-87	<b>16-6061</b>
85-87	<b>16-6061</b>
01-08	<b>16-5976</b>
02-09	<b>16-5976</b>
85-87	<b>16-6061</b>
97-01	<b>16-6061</b>
02-09	<b>16-5976</b>
87-92	<b>16-6061</b>
09, 11	<b>16-5976</b>
88-09	<b>16-6061</b>
85-86	<b>16-5976</b>
00-06	<b>16-6061</b>
86-89	<b>16-5976</b>
2009	<b>16-5976</b>
99-08	<b>16-5976</b>
04-07	<b>16-6061</b>
95-03	<b>16-6061</b>
09-10	<b>16-6061</b>
07-10	<b>16-6061</b>
98-01	<b>16-6061</b>
02-04	<b>16-6061</b>
04-13	<b>16-5992</b>
01-11	<b>16-6061</b>
03-05	<b>16-5977</b>
06-11	<b>16-5977</b>
08-09	<b>16-5992</b>

## HONDA Dual Sport/Offroad

85-86	<b>16-5976</b>
76-78	<b>16-5976</b>
1977	<b>16-5976</b>
88-90	<b>16-5976</b>
71-73	<b>16-5976</b>
74-76	<b>16-5976</b>
74-85	<b>16-5976</b>
03-09	<b>16-5976</b>
76-78	<b>16-5979</b>
79-83	<b>16-5976</b>
1979	<b>16-5976</b>
86-87	<b>16-5976</b>
83-84	<b>16-5976</b>
80-84	<b>16-5976</b>
81-02	<b>16-5976</b>
03-12	<b>16-5976</b>
04-12	<b>16-5977</b>
88-90	<b>16-5977</b>
1976	<b>16-5976</b>
82-83	<b>16-5976</b>
81-82	<b>16-5976</b>
73-76	<b>16-5979</b>
70-72	<b>16-5979</b>
84-85	<b>16-5976</b>
76-78	<b>16-1843</b>
83-85	<b>16-5976</b>
96-04	<b>16-5976</b>
02-12	<b>16-5992</b>
05-12	<b>16-5992</b>
79-82	<b>16-5976</b>
79-84	<b>16-5976</b>
83-87	<b>16-5976</b>
89-90	<b>16-6061</b>
85-00	<b>16-5976</b>
88-89	<b>16-5976</b>
93-12	<b>16-5976</b>
00-07	<b>16-5976</b>

## KAWASAKI Street Application

Year	Exh. Pipe Gskt (pk/10)
74-75	<b>16-4143</b>
76-77	<b>16-4143</b>
01-09	<b>16-5978</b>
78-79	<b>16-5978</b>
1983	<b>16-5978</b>
92,97-98	<b>16-5978</b>
02-11	<b>16-5978</b>
96-06	<b>16-5978</b>
88-89	<b>16-5978</b>
87-92	<b>16-5978</b>
86-07	<b>16-5978</b>
80-81	<b>16-5978</b>
1982	<b>16-5978</b>
1983	<b>16-5978</b>
00-07	<b>16-5975</b>
1983	<b>16-5978</b>
81-82	<b>16-5978</b>
1982	<b>16-5978</b>
87-88	<b>16-5978</b>
90-92	<b>16-4127</b>
94-95	<b>16-4127</b>
80-82	<b>16-5978</b>
1988	<b>16-4127</b>
88-89	<b>16-5978</b>
94-95	<b>16-5978</b>
90-91	<b>16-5978</b>
1992	<b>16-5978</b>
97-08	<b>16-5978</b>
95,99	<b>16-5978</b>
85-90	<b>16-4127</b>
90-09	<b>16-4127</b>
87-09	<b>16-4127</b>
73-75	<b>16-4127</b>
1976	<b>16-4127</b>
79-80	<b>16-5978</b>
80-83	<b>16-5978</b>
80-83	<b>16-5978</b>
1981	<b>16-5978</b>
1983	<b>16-5978</b>
1984	<b>16-5978</b>
82-83	<b>16-5978</b>
1983	<b>16-5978</b>
81-83	<b>16-5978</b>
83-91	<b>16-5978</b>
90-93	<b>16-5978</b>
84-86	<b>16-5978</b>
86-87	<b>16-5978</b>
96-97	<b>16-5978</b>
85-87	<b>16-5978</b>
1987	<b>16-5978</b>
88-97	<b>16-5978</b>
90-93	<b>16-4145</b>
93-04	<b>16-4145</b>
95-97	<b>16-4145</b>
98-12	<b>16-4143</b>
05-08	<b>16-4143</b>
03-06	<b>16-4143</b>
00-08	<b>16-4127</b>
2006	<b>16-4145</b>
77-79	<b>16-5978</b>
77-79	<b>16-5978</b>
78-79	<b>16-5978</b>
1980	<b>16-5978</b>
1980	<b>16-5978</b>
81-83	<b>16-5978</b>
1980	<b>16-5978</b>
1984	<b>16-5978</b>
84-85	<b>16-5978</b>
76-79	<b>16-4127</b>
80-82	<b>16-5978</b>

## KAWASAKI Street Application


Year	Exh. Pipe Gskt (pk/10)
1983	<b>16-5978</b>
1980	<b>16-4127</b>
80-83	<b>16-5978</b>
1983	<b>16-5978</b>
1982	<b>16-4127</b>
83-84	<b>16-4127</b>
82-83	<b>16-5978</b>
91-92	<b>16-5978</b>
96-02	<b>16-5978</b>
99-00	<b>16-5978</b>
01-05	<b>16-5978</b>
04-06	<b>16-4127</b>
83-85	<b>16-5978</b>
84-85	<b>16-5978</b>
87-90	<b>16-5975</b>
89-90	<b>16-5975</b>
91-03	<b>16-5982</b>
73-75	<b>16-5975</b>
76-77	<b>16-5975</b>
1976	<b>16-5975</b>
06-12	<b>16-4145</b>
85-86	<b>16-4127</b>
84-86	<b>16-4127</b>
94-97	<b>16-5982</b>
98-99	<b>16-4145</b>
00-03	<b>16-4127</b>
77-80	<b>16-5975</b>
77-80	<b>16-5975</b>
1978	<b>16-5975</b>
1980	<b>16-5975</b>
79-80	<b>16-5975</b>
1980	<b>16-5975</b>
81-83	<b>16-5975</b>
81-82	<b>16-5975</b>
81-82	<b>16-5975</b>
82-83	<b>16-5975</b>
86-06	<b>16-4127</b>
03-05	<b>16-4127</b>
07-09	<b>16-4145</b>
10-12	<b>16-5982</b>
04-10	<b>16-5982</b>
11-13	<b>16-5982</b>
86-87	<b>16-4127</b>
88-90	<b>16-4127</b>
11-12	<b>16-4143</b>
81-83	<b>16-5975</b>
81-82	<b>16-5975</b>
82-83	<b>16-5975</b>
81-82	<b>16-5975</b>
88-90	<b>16-4127</b>
84-85	<b>16-5975</b>
99-00	<b>16-4127</b>
83-84	<b>16-5975</b>
90-93	<b>16-4127</b>
93-01	<b>16-4127</b>
95-97	<b>16-4127</b>
1996	<b>16-4127</b>
86-03	<b>16-5975</b>
01-05	<b>16-4127</b>
00-01	<b>16-4127</b>
02-05	<b>16-4127</b>
02-05	<b>16-4127</b>
79-82	<b>16-5978</b>
1980	<b>16-5978</b>
83-88	<b>16-5978</b>
08-12	<b>16-4136</b>
06-12	<b>16-4136</b>

## KAWASAKI ATV

1985	<b>16-5978</b>
------	----------------



# EXHAUST PIPE GASKETS



SHOP EQUIP & TOOLS

HARD PARTS

CARB & FUEL

IGNITION/ELECTRICAL

CONTROL

SUSPENSION

ACCESSORIES

<b>YAMAHA Street Application</b>	<b>Year</b>	<b>Exh. Pipe Gskt (pk/10)</b>
SR185 Exciter	81-82	<b>16-6025</b>
CP250 Morphous	06-08	<b>16-5533</b>
SR250G/H/J Exciter	80-82	<b>16-6025</b>
SR250TH Exciter II	1981	<b>16-6025</b>
SRX250T	1987	<b>16-0180</b>
FZR400U/SUC~A/SAC	88-90	<b>16-5533</b>
SR400/S	91-92	<b>16-6024</b>
XS400J/K Maxim	82-83	<b>16-6025</b>
XS400RJ/RK Seca	82-83	<b>16-6025</b>
XV400 Virago	89-94	<b>16-6025</b>
XVS400C Drag Star	00-10	<b>16-6025</b>
SR500E/F/G/H	78-81	<b>16-6024</b>
XJ500YL/YY/ZS T-MAX	09-10	<b>16-0180</b>
XV500K Virago	1983	<b>16-6025</b>
XV500SGC	1995	<b>16-0180</b>
XV535 Virago (all)	87-00	<b>16-6025</b>
XJ550H/J/K Maxim	81-83	<b>16-0180</b>
XJ550RH/RJ/RK Seca	81-83	<b>16-0180</b>
XZ550RJ/RK Vision	82-83	<b>16-0180</b>
FJ600L/LC/N/NC	84-85	<b>16-0180</b>
FZ6 /R	04-10	<b>16-5533</b>
FZ600S/SC/T/TC/U/UC	86-88	<b>16-0180</b>
FZR600W/WC/AC	89-99	<b>16-5533</b>
SRX600S/SC	1986	<b>16-5533</b>
XJ600S Seca II	92-98	<b>16-0180</b>
YX600S Radian	86-90	<b>16-0180</b>
YZF600R	95-07	<b>16-5533</b>
YZF-R6	99-05	<b>16-5533</b>
YZF-R6S	06-09	<b>16-5533</b>
XJ650G/H/J/K Maxim	80-83	<b>16-0180</b>
XJ650LH Midnight Maxim	1981	<b>16-0180</b>
XJ650LJ/LK Seca Turbo	82-83	<b>16-0180</b>
XJ650RJ Seca	1982	<b>16-0180</b>
XS1/XS1B/XS2-650	70-72	<b>16-6024</b>
XS650 Vertical Twin (all)	75-83	<b>16-6024</b>
XVS650 V-Star (all)	98-11	<b>16-0180</b>
FZ700T/TC	1987	<b>16-0180</b>
FZX700 Fazer	86-87	<b>16-0180</b>
XJ700N Maxim	85-86	<b>16-0180</b>
XJ700XN Maxim X	85-86	<b>16-0180</b>
XV700 Virago	84-87	<b>16-6062</b>
FZ750 (all)	85-88	<b>16-0180</b>
FZR750RT/RU	87-88	<b>16-0180</b>
TX750 /A	73-74	<b>16-6025</b>
XJ750J/K Maxim	82-83	<b>16-0180</b>
XJ750MK Midnight	1983	<b>16-0180</b>
XJ750RH/RJ/RK Seca	81-83	<b>16-0180</b>
XS750D	1977	<b>16-6025</b>
XS7502D/E/F	77-79	<b>16-6025</b>
XS750SE/SF Special	78-79	<b>16-6025</b>
XV750 Virago (all)	81-97	<b>16-6062</b>
XS850 (all)	80-81	<b>16-6025</b>
XJ900RK Seca	1983	<b>16-0180</b>
XV920J/K Virago	82-83	<b>16-6062</b>
XV920MK Midnight	1983	<b>16-6062</b>
XV920RH/RJ	81-82	<b>16-6062</b>
XVS950 V-Star (all)	09-11	<b>16-6062</b>
FZS1000 FZ1	2009	<b>16-5533</b>
FZR1000	87-95	<b>16-5533</b>
GTS1000A	93-94	<b>16-5533</b>
XV1000 Virago	84-85	<b>16-6062</b>
YZF1000RJ/RJC	1997	<b>16-5533</b>


<b>YAMAHA Street Application</b>	<b>Year</b>	<b>Exh. Pipe Gskt (pk/10)</b>
FJ1100L/LC/N/NC	84-85	<b>16-6025</b>
XJ1100J Maxim	1982	<b>16-6025</b>
XS1100 (all)	78-81	<b>16-6025</b>
XV1100 Virago	86-99	<b>16-6062</b>
XVS1100 V-Star	99-09	<b>16-6062</b>
FJ1200 /A	86-93	<b>16-6025</b>
VMX12 V-Max	85-07	<b>16-6024</b>
XVZ12T Venture	83-84	<b>16-6024</b>
XVZ12D Venture Royale	83-89	<b>16-6024</b>
XVS13CA Stryker	2011	<b>16-6062</b>
XVS13A/C V-Star	07-11	<b>16-6062</b>
XVZ13T Venture	87-88	<b>16-6024</b>
XVZ13D Venture Royale	86-93	<b>16-6024</b>
XVZ13 Royal Star (all)	96-11	<b>16-6024</b>
XV1600 Road Star (all)	99-03	<b>16-6062</b>
XV1700 Road Star	04-11	<b>16-6062</b>
XV1700 Road Star Warrior	02-09	<b>16-6062</b>
XV19C XV1900 Raider	08-11	<b>16-6062</b>
XV1900 Roadliner	06-10	<b>16-6062</b>
XV1900 Stratoliner	06-11	<b>16-6062</b>

<b>YAMAHA Dual Sport/Offroad</b>		
TZ80	83-85	<b>16-0180</b>
DT125	74-75	<b>16-6025</b>
TT-R125	00-07	<b>16-0180</b>
XT125J/K/KC	82-83	<b>16-6025</b>
BW200 Big Wheel	85-88	<b>16-6025</b>
TW200T Trailway	87-11	<b>16-6025</b>
XT200 Dual Sport	82-83	<b>16-6025</b>
TT-225	86-87	<b>16-6025</b>
TT-R225	99-04	<b>16-6025</b>
XT-225 Serow	92-07	<b>16-6025</b>
TTR-230	05-11	<b>16-6025</b>
TT250G/H/J	80-81	<b>16-6025</b>
WR250F	02-11	<b>16-2480</b>
XT250 Dual Sport	80-83	<b>16-6025</b>
XT250L/LC Dual Sport	1984	<b>16-0180</b>
XT250 Dual Sport	08-11	<b>16-6024</b>
YZ250F Four-stroke	01-11	<b>16-2480</b>
BW350T/U BigWheel	87-88	<b>16-6024</b>
TT350S/T	86-87	<b>16-0180</b>
XT350 Dual Sport	85-00	<b>16-0180</b>
TT500C/D/E/F/G/H	76-81	<b>16-6024</b>
XT500C/D/E/F/G/H	76-81	<b>16-6024</b>
XT500J/K	82-83	<b>16-5533</b>
TT600	83-86	<b>16-5533</b>
TX650/A	73-74	<b>16-6024</b>
XT600 Dual Sport	84-95	<b>16-5533</b>

<b>YAMAHA ATV / UTV Application</b>	<b>Year</b>	<b>Exh. Pipe Gskt (pk/10)</b>
YFM200DX Moto-4	86-89	<b>16-6025</b>
YFM225S/T/U Moto-4	86-88	<b>16-6025</b>
YTM225S/T/U Tri-Moto	83-86	<b>16-6025</b>
YFU1TW/W	1989	<b>16-6025</b>
YFB250 Timberwolf (all)	92-00	<b>16-6025</b>
YFM25RX Raptor 250	08-11	<b>16-6024</b>
YFM250B Bruin	05-06	<b>16-6025</b>
YFM250B Big Bear	07-09	<b>16-6025</b>
YFM250X Bear Tracker	99-04	<b>16-6025</b>
YFM250W/A/B Moto-4	89-91	<b>16-6025</b>
YFM350ER Moto-4 (all)	87-95	<b>16-6024</b>
YFM350F Big Bear (all)	87-99	<b>16-6024</b>
YFM350 Grizzly	07-11	<b>16-6024</b>
YFM35F Grizzly 350 4WD	07-11	<b>16-6024</b>
YFM350 Bruin	04-06	<b>16-6024</b>
YFM350 Raptor	04-11	<b>16-6024</b>
YFM350FX Wolverine (all)	95-09	<b>16-6024</b>
YFM350 Warrior	87-04	<b>16-6024</b>
YFP350U Terra pro	1988	<b>16-6024</b>
YFM400 Big Bear (all)	00-11	<b>16-6024</b>
YFM4F Grizzly 400	07-08	<b>16-6024</b>
YFM400F Kodiak	93-98	<b>16-6024</b>
YFM45F Grizzly 450	07-11	<b>16-6024</b>
YFM450F Kodiak	03-06	<b>16-6024</b>
YFM450FX Wolverine	06-10	<b>16-6024</b>
YXR450 Rhino (all)	06-09	<b>16-6024</b>
YFM5F Grizzly 550	09-11	<b>16-5533</b>
YFM600F Grizzly (all)	98-01	<b>16-5533</b>
YFM660 Grizzly (all)	02-08	<b>16-5533</b>
YFM660R Raptor	01-05	<b>16-5533</b>
YXR660 Rhino (all)	04-07	<b>16-5533</b>
YFM7GX 700 Grizzly (all)	07-11	<b>16-5533</b>
YFM70RX 700 Raptor (all)	07-11	<b>16-5533</b>
YXR70F Rhino (all)	08-11	<b>16-5533</b>



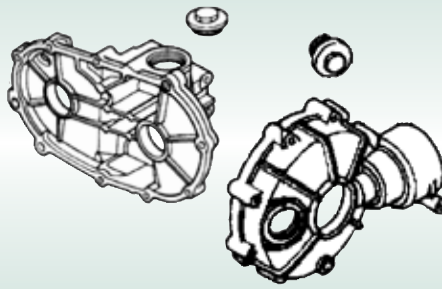
**Toll Free:**  
**800-727-6767**  
**www.klsupply.com**



**16-2511**

**HIGH PERFORMANCE MUFFLER PACKING**

For any vehicle with a repackable muffler.  
**16-2511** Steel Wool and Wire Cloth. Ideal for 4-stroke mufflers.



## HONDA TAPPET COVERS

Our *Made in Japan* covers fit many popular models and are used as Tappet Covers, Crankcase Plugs, Drive Shaft Filler Covers, Gearcase Filler Covers, and Clutch Inspection Port Covers.

**12-1552** Replaces 12361-300-000, Includes O-rings, # 91302-001-020 Sold pk/2,

### HONDA Street

C70 Passport	80-83
CB350F 4 cyl	73-74
CB/CL350 Twins	70-73
CB360 Twins	74-77
CB400F 4 cyl	75-77
CB500 Fours	71-73
CX500/C/TC/D/C	78-82
GL500 GL500I "Silver Wing"	71-73
VT500C "Shadow"	83-86
CB550F/K Fours	74-78
CX650T/C GL650/I "Silver Wing"	1983
NSA700A DN-1	2009
NT700V/VA	10-11
VF700C "Magna"	84,87
VF700S "Sabre"	84-85
VT700C "Shadow"	84-87
CB750A/F/K (SOHC)	69-78
CB750C/F/K/L/SC (DOHC)	79-82
VF750C "Magna"	82-88
VF750S V45 "Sabre"	82-83
VT750C/CA "Shadow Aero"	83,04-09
VT750C2/C2F "Shadow Spirit"	07-09
VT750C2B "Shadow Phantom"	10-11
PC800 Pacific Coast	89-98
VT800C "Shadow"	1988
CB900C/F (DOHC)	80-82
CB1000C (DOHC)	1983
GL1000 "Goldwing", Ltd	76-79
CB1100F Super Sports	1983
CBR1100XX Blackbird	97-03
GL1100 Goldwing (all)	80-83
VT1100 Shadow (all)	83-07
GL1200 Goldwing (all)	84-87
VT1300 Fury, Interstate, Saber (all)	10-11
VTX1300C/R/S/T	03-09
ST1300 ST1300A/P/PA	03-11
GL1500 Goldwing (all)	88-00
GL1500 Valkyrie	97-03
GL1800/A Goldwing	01-12
NRX1800 DA/EB Valkyrie Rune	04-05

### HONDA Dual Sport/Offroad


CRF50F	04-12
XR50R	00-03
Z50A	76-78
Z50R	79-99
ZB50	1988
CRF70F	04-12
CT70	76-94
XL70	1976
XR70R	97-03
CT110 Trail	80-86
XL175	76-78
CR250R	92-01

### HONDA Scooter CHF50 Metropolitan

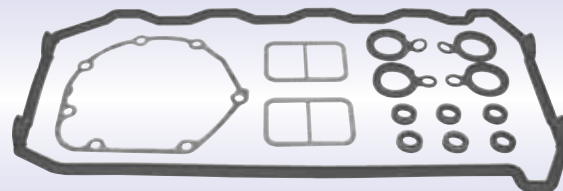
(Scooter)	02-09
NPS50 Ruckus (Scooter)	03-11
NHX110 Elite (Scooter)	2010
CH250 Elite (Scooter)	85-90
CN250 Helix (Scooter)	86-08
NSS250 A/AS/S Reflex (Scooter)	01-07
PS250 Big Ruckus	05-06

### HONDA ATV

ATC70	78-85
TRX70 Fourtrax	86-87
TRX90 /EX/X	93-12
ATC125M	84-85
TRX125	85-86
ATC200ES	1984
TRX200	1984
ATC250ES "Big Red"	85-87
TRX250	85-01
TRX250EX/X "Sportrax"	01-11
TRX250TE/TM "Fourtrax Recon"	02-12
TRX300 TRX300FW "Fourtrax" 4x4	88-00
TRX350 "Fourtrax"	86-87
TRX350D	87-89
TRX350F/T "Fourtrax Rancher", 4wd	00-06
FL400R "Pilot"	89-90
TRX400FA/FGA "Fourtrax Rancher"	04-07
TRX400FW "Fourtrax Foreman"	95-03
TRX420FE/TE "Fourtrax Rancher ES"	07-12
TRX420TM "Fourtrax Rancher"	07-12
TRX420FM/FPM "Rancher"	07-12
TRX420FA/FPA/FPE "Rancher AT/ES"	09-12
TRX450ES/FE/FM/S "Foreman"	98-04
TRX500FM/FPM/FE/FPE "Foreman"	05-12
TRX500FA/FPA/FGA "Rubicon"	01-12
TRX500TM	05-06
TRX650FA/FGA "Fourtrax Rubicon"	03-05
TRX680FA/FGA "Fourtrax Rubicon"	06-12



## VALVE ADJUSTMENT SERVICE KITS



Kits contain all parts required for valve adjustment. *Made in Japan.*

### KAWASAKI

**16-5436** VAK-6 15 piece kit

EN450A1~A6 454 LTD	85-90
EN500A1~A6 Vulcan 500	90-96
EN500C1~C5 Vulcan 500 LTD	96-00
EX500A1~A7	87-93
EX500D1~D12 Ninja 500	94-05

### SUZUKI

**16-5433** VAK-1 21 piece kit

GSX750FK/FL/FM/FN/FP Katana	89-93
GSX750FR/FS/FT/FV Katana	94-97
GSX-R750J/K	88-89
GSX1100FJ~FP Katana	88-93
GSX1100GM/GN/GP Shaft	91-93
GSX-R1100G/H/J/K/L/M/N	86-92

SHOP EQUIP & TOOLS

HARD PARTS

CARB & FUEL

IGNITION/ELECTRICAL

CONTROL

SUSPENSION

ACCESSORIES

# VALVE COVER BOLT SEALS

## VALVE COVER BOLT SEALS

Sold pk/10. *Made in Japan.*

SHOP EQUIP & TOOLS

HARD PARTS

CARB & FUEL

IGNITION/ELECTRICAL

CONTROL

SUSPENSION

ACCESSORIES

HONDA		
15-0137	90541-MB0-000	VF700C/F/S & GL1200/GL1500
15-7587	90541-371-000	CX500/CX650/GL1000/GL1100
15-7586	90541-422-000	CB650/CB750 (79-80)
15-7581	90541-425-000	CB900/CB1000
15-0159	90543-MV9-670	CBR600F2/F3/F4/ CBR/ VTR1000

KAWASAKI		
15-0138	92055-1225	EN450/EN500/EX500
15-0139	92055-1352	ZX600/ZX750 Ninja, ZX6 & ZX7 (all)
15-0149	92200-S015	KSF400/KLX400

SUZUKI		
15-0139	K9205-51352	RM-Z250K4/K5
15-0149	09161-11008	

YAMAHA		
15-0153	2GH-1111G-00-00	YZF600R/YZF750R(inner)
15-0154	4G0-1111G-00-00	XJ550/XJ750 (all) (inner)
15-0152	4U8-1112G-00-00	XJ550H Maxim 81-83 (outer)
		XJ550R Seca 81-83 (outer)
		XJ650 Maxim 82-83 (outer)
		XJ700N Maxim 85-86 (outer)
		XJ750J/K Maxim 82-83 (outer)
		XJ750R Seca 81-83 (outer)



Toll Free: 800-727-6767

[www.klsupply.com](http://www.klsupply.com)

HONDA Street Application	Year	Bolt Seal Inner
CB50R	2004	15-0159
NHX110 Elite	2010	15-0159
CM125	1990	15-7587
SH150I	2010	15-0159
CM185T Twinstar	78-79	15-7587
CM200T Twinstar	80-82	15-7587
CB250 Nighthawk	91-08	15-7587
CBR250R/RA	11-13	15-0159
CM250C Custom	82-83	15-7587
CMX250C Rebel	85-87	15-7587
CMX250C/CD Rebel	00-12	15-7587
VTR250 Interceptor	88-90	15-7581
CB400F CB1	89-90	15-0159
CMX450C Rebel450	86-87	15-0159
CX500	78-82	15-7587
CX500TC Turbo	1982	15-7587
GL500 Silver Wing	81-82	15-7587
VF500C V30 Magna	84-85	15-7581
VF500F Interceptor	84-86	15-7581
VT500C Shadow	83-86	15-0137
VT500FT Ascot	83-84	15-0137
CB600F	04-06	15-0159
CBR600F/F2/F3/F4	87-06	15-0159
CBR600RR	03-12	15-0159
FSC600 /A/D	02-10	15-0159
VT600C Shadow	88-07	15-0137
CB650 eng.#210624	79-80	15-7586
CB650 eng.#210625 on	80-82	15-7581
CB650C eng.#210624	1980	15-7586
CB650C eng.#210625 on	80-81	15-7581
CB650SC Nighthawk	1982	15-7581
CX650C Custom	1983	15-7587
CX650T Turbo	1983	15-7587
GL650 Silver Wing	1983	15-7587
NT650 Hawk GT	88-91	15-0137
NSA700A DN-01	2009	15-0137
NT700V/VA	10-11	15-0137
VF700C Magna	84-87	15-0137
VF700F Interceptor	84-85	15-0137

HONDA Street Application	Year	Bolt Seal Inner
VF700S Sabre	84-85	15-0137
VFR700F Interceptor	1986	15-0159
VFR700F2 Interceptor	86-87	15-0159
CB700SC	84-86	15-0159
CB750 Nighthawk	91-03	15-0159
CB750C Custom	80-82	15-7581
CB750F to eng. 2104665	79-80	15-7586
CB750F eng. 2104666 on	80-82	15-7581
CB750K to eng. 2106514	79-80	15-7586
CB750F/K/L eng.2106515	80-82	15-7581
CB750SC Nighthawk	82-83	15-7581
RVF750R RC45	1994	15-0159
VF750C V45 Magna	82-83	15-0137
VF750C V45 Magna	1988	15-0137
VF750C Magna	94-03	15-0159
VF750C2 Deluxe	97-98	15-0159
VF750F Interceptor	83-84	15-0137
VF750S V45 Sabre	82-83	15-0137
VFR750F	90-97	15-0159
VFR750R (RC30)	1990	15-0159
VT750 Shadow (all)	01-11	15-0137
VFR800FI	98-09	15-0159
CB900C Custom	80-82	15-7581
CB900F	02-07	15-0159
CB900F Super Sport	81-82	15-7581
CBR900RR	93-99	15-0159
CBR929RR	00-01	15-0159
CBR959RR	02-03	15-0159
CB1000	94-95	15-0159
CB1000C Custom	1983	15-7581
CBX	1979	15-7586
GL1000 Goldwing	75-79	15-7587
CBR1000F Hurricane	87-96	15-0159
CBR1000RR	04-12	15-0159
RVT1000R (RC51)	00-05	15-0159
VTR1000F Super Hawk	98-04	15-0159
VF1000F Interceptor	1984	15-0137
VF1000R	1985	15-0137
CB1100F Supersport	1983	15-7581

HONDA Street Application	Year	Bolt Seal Inner
CBR1100/A	2013	15-0159
CBR1100XX Blackbird	97-03	15-0159
GL1100 Goldwing (all)	80-83	15-7587
ST1100A	91-02	15-0159
VF1100C V65 Magna	83-86	15-0137
VF1100S V65 Sabre	84-85	15-0137
GL1200 Goldwing (all)	84-87	15-0137
VFR1200F/FD	2010	15-0159
ST1300/A/P/PA	03-11	15-0159
GL1500 Goldwing	88-00	15-0137
GL1500C Valkyrie	97-03	15-0137
GL1800/A	01-10	15-0159
NRX1800DA/DB/EA/EA	04-05	15-0159

HONDA ATV		
TRX450ER/R	04-09	15-0159

HONDA Offroad		
XL75	77-79	15-7587
XR75	77-78	15-7587
XR80 /XR100	1979	15-7587
CRF150F	07-13	15-0159
CRF150R/RB	07-13	15-0159
CRF250R/X	04-12	15-0159
NX250	88-90	15-0159
CRF450R/X	02-12	15-0159
XL600V Transalp	89-90	15-0137

HONDA Watercraft		
ARX1200 AquaTrax	02-07	15-0159
ARX1500 AquaTrax	08-09	15-0159

KAWASAKI Street		
EL250B Eliminator	88-94	15-0138
EX250 Ninja 250R	86-07	15-0138
KL250 KLR	85-05	15-0138
EN450A LTD454	85-90	15-0138
EN500 Vulcan	90-09	15-0138



## KAWASAKI Offroad

Application	Year	Bolt Seal Inner
ER500A/C	99-02	15-0138
EX500A	87-93	15-0138
EX500DNinja	94-09	15-0138
KL600A1/B1/B2 KLR	84-86	15-0138
ZL600A Eliminator	85-86	15-0138
ZL600B Eliminator 600	96-97	15-0138
ZX600 Ninja 600R	85-97	15-0138
ZX600 Ninja ZX6	90-03	15-0139
ZX600 ZZR600	03-08	15-0139
ZX600 Ninja ZX-6R	95-08	15-0139
ZX600K Ninja ZX-6RR	03-06	15-0139
ZX636 Ninja ZX-6R	03-06	15-0139
ER650 ER-6n	06-08	15-0139
EX650 Ninja 650R	06-08	15-0139
KLE650 Versys	07-09	15-0139
VN700A1 Vulcan	1985	15-0138
VN750A Vulcan	86-06	15-0138
ZR750 Z750/S	05-08	15-0139
ZX750F Ninja 750R	87-90	15-0139
ZX750 Ninja ZX-7	89-95	15-0139
ZX750 Ninja ZX-7R	91-03	15-0139
ZX750 Ninja ZX-7RR	96-97	15-0139
VN800 Vulcan	95-06	15-0139
VN900 Vulcan	06-12	15-0139
ZL900A2 Eliminator	85-86	15-0138
ZX900A Ninja 900R	84-86	15-0138
ZX900 Ninja ZX-9R	94-03	15-0139
ZG1000A Concours	86-06	15-0138
ZR1000A1 Z1000	03-06	15-0139
ZX1000A Ninja 1000R	86-87	15-0138
ZX1000B Ninja ZX-10	88-90	15-0139
ZX1000 Ninja ZX-10R	04-10	15-0139
ZR1100 Zephyr	92-95	15-0139
ZR1100C ZRX1100	99-00	15-0139
ZX1100C Ninja ZX-11	90-01	15-0139
ZX1100 GPz	95-97	15-0139
ZG1200 Voyager XII	86-03	15-0138
ZR1200A ZRX1200	01-05	15-0139
ZX1200 Ninja ZX-12R	00-06	15-0139
ZX1200C ZZR1200	02-05	15-0139

## KAWASAKI ATV/UTV

KSF400A KFX400	03-06	15-0149
KSF250A Mojave	89-04	15-0138
KSF450 KFX450R	08-11	15-0139
KAF450B1 Mule1000		15-0138

## KAWASAKI Dual Sport/Offroad

KL250D KLR250	85-05	15-0138
KL250G Super Sherpa	00-03	15-0139
KLX250R	94-96	15-0139
KLX250S/SF	06-10	15-0139
KX250F Four-Stroke	04-12	15-0139
KLX300R	97-07	15-0139
KLX400 Dual Sport	03-04	15-0149
KLX400B1 Offroad	03-04	15-0149
KLX450R	08-09	15-0139
KX450F Four-Stroke	06-12	15-0139
KL600A/B KLR600	84-86	15-0138
KLX650R	93-96	15-0139
KL650A KLR650	87-95	15-0138
KL650B Tengai	90-91	15-0138
KL650 KLR	96-07	15-0139
KLE650 Versys	07-10	15-0139
KLX650C (Dual-Sport)	93-96	15-0139

## KAWASAKI Watercraft

JT1200 STX-12F	03-07	15-0139
JT1500 STX, Ultra	04-12	15-0139

## SUZUKI Street

Application	Year	Bolt Seal Inner
GSF400 Bandit	91-93	15-0149
GSF600S Bandit	96-03	15-0149
GSX-R600	92-05	15-0149
GSX600F Katana	88-06	15-0149
RF600R/RT	94-96	15-0149
DL650 V-Strom	04-06	15-0149
SV650/S	99-04	15-0149
GSX750F Katana	89-06	15-0149
GSX-R750	86-05	15-0149
RF900RV	94-97	15-0149
GSX-R1000K	01-06	15-0149
DL1000 V-Strom	02-06	15-0149
SV1000/S	03-07	15-0149
TL1000R/S	97-03	15-0149
GSX1100F Katana	88-93	15-0149
GSX1100G Shaft	91-93	15-0149
GSX-R1100	86-98	15-0149
GS1150E	83-86	15-0149
GSF1200S Bandit	97-05	15-0149
GV1200GL Madura	85-86	15-0149
GSX1300R Hayabusa	99-07	15-0149
GV1400G Cavalcade	86-88	15-0149

## SUZUKI Offroad

RM-Z250K4/K5	04-05	15-0139
DR-Z400/E/S/SM	00-12	15-0149
RM-Z450/Z	05-07	15-0149

## SUZUKI ATV

LT-Z400/Z	03-07	15-0149
LT-R450/Z	06-09	15-0149
LT-A700X	05-07	15-0149


## YAMAHA Street

SRX250T/TC	1987	15-0153
FZR400	88-90	15-0153
XJ550H/R Maxim/Seca	81-83	15-0154
XZ550R Vision	82-83	15-0154
FJ600	84-85	15-0154
FZ600	86-88	15-0154
FZR600	89-99	15-0153
YX600 Radian	86-89	15-0154
YZF600R	95-07	15-0153
XJ650J/K Maxim	82-83	15-0154
FZ700T/TC	1987	15-0153
FZX700 Fazer	86-87	15-0153
XJ700N~S/SC Maxim	85-86	15-0154
XJ700 Maxim	85-86	15-0153
FZ750N/S/SC/U/UC	85-88	15-0153
FZR750RT/RU	87-88	15-0153
XJ750J/K Maxim	82-83	15-0154
XJ750MK Midnight	1983	15-0154
XJ750RH/RJ/RK Seca	81-83	15-0154
YZF750	94-98	15-0153
FZR1000	87-95	15-0153
GTS1000AEC~AFC	93-94	15-0153
YZF1000RJ/RJC	1997	15-0153
FJ1100L/LC/N/NC	84-85	15-0153
FJ1200	86-93	15-0153
VMX12 V-Max	85-07	15-0153
XVZ12/13 Venture	83-93	15-0153

## YAMAHA Dual Sport/Offroad

XT250L/LC	1984	15-0154
TTR250 TT-R250	00-06	15-0153
TT350S/T	86-87	15-0154
XT350 Dual Sport	85-90	15-0154
XT350 Dual Sport	91-00	15-0153
TDM850D/DC/E/EC	92-93	15-0153

## VALVE COVER O-RING SEALS (SPARK PLUG HOLE)



Sold pk/10. (15-0155 sold pk/2)  
Made in Japan.

### KAWASAKI

15-0147	11009-1377	pk/10
ZL900A1/A2 Eliminator	85-86	qt 4 required
ZX900A1/A2/A3 Ninja	84-86	qt 4 required
ZG1000 Concours	86-06	qt 4 required
ZL1000A1 Eliminator	1987	qt 4 required
ZX1000A1/A2 Ninja	86-87	qt 4 required

### SUZUKI

15-0155	11178-17E00	pk/2
GSX-R600WN/WP	92-93	qt 4 required
RF600RR/RS/RT	94-96	qt 4 required
GSX-R750WP/WR/WS	93-95	qt 4 required
RF900RR/RS/RT/RV	94-97	qt 4 required
DL1000	02-09	qt 2 required
SV1000 /S	03-07	qt 2 required
GSX-R1100W	93-98	qt 4 required
TL1000R/S	97-03	qt 2 required

## HEAD GASKETS for KAWASAKI KZ1000



Designed to meet or exceed OEM specifications.  
Sold pk/2. Made in Japan.

**NOTE:** Pk/2 Gaskets will do one cylinder head.

### KAWASAKI

16-2296	11004-1258, 11004-076	
KZ1000A1/A2		77-78
KZ1000A3/A3A/A4 MK II		79-80
KZ1000B1/B2/B3/B4 LTD		77-80
KZ1000C1~C4 Police		78-81
KZ1000D1 Z1		1978
KZ1000D3 Z1R		1980
KZ1000E1/E2 Shaft ST		79-80
KZ1000G1 Classic LTD		1980

16-2298	11004-1222	
KZ1000J1/J2/J3		81-83
KZ1000K1/K2 LTD		81-82
KZ1000M1/M2 CSR		81-82
KZ1000P1~P13 Police		82-05
KZ1000R1/R2 Replica		82-83

SHOP EQUIP & TOOLS

HARD PARTS

CARB & FUEL

IGNITION/ELECTRICAL

CONTROL

SUSPENSION

ACCESSORIES

# CAM END PLUGS, BOLT WASHERS

## CAM END RUBBER PLUGS

Made in Japan. Sold pk/4 and pk/10 as indicated.

### KAWASAKI

15-0906	92066-1111-(pk/10)	KZ550/KZ650/KZ750 four cylinder
15-7588	92066-017-(pk/4)	Z1/KZ900/KZ1000 73-80
15-0121	92066-1552-(pk/4)	KZ1000/1100 late model
	92066-1106	
	92066-1072	

### SUZUKI

15-0907	09241-23002-(pk/10)	GS550/650/750/850/1000/1100
---------	---------------------	-----------------------------

### YAMAHA

15-0908	1J7-11138-00-00-(pk/10)	XJ650/XJ750/XS750/XS850/XS1100
---------	-------------------------	--------------------------------



15-7588



15-0116



15-0121



15-0906



15-0907



15-0908

## CYLINDER HEAD COVER BOLT WASHERS

15-0149



Sold pk/10. Made in Japan.

### KAWASAKI ATV/Dual Sport/Offroad Application

Application	Year	Qty Rqd.
15-0149	92200-S015	
KLX400 Dual Sport	03-04	2
KLX400B1 Offroad	03-04	2
KSF400A KFX400	03-06	2

### SUZUKI Street

15-0149	09161-11008	
AN400/S Burgman	04-06	
GSF400M/N/P	91-93	6
GSF600S Bandit	96-03	8
GSX600F Katana	88-05	8
GSX-R600	92-93	8
GSX-R600	97-04	6
RF600RR	94-96	8
SV650	99-07	2
GS700EF/ESF	1984	8
GV700G Madura	1985	12
GS750ED/ESD	1983	8
GSX750F Katana	89-97	8
GSX-R750RG	1986	8
GSX-R750G/H/J/K	86-89	8
GSX-R750L/M/N	90-92	6
GSX-R750W	93-03	6
RF900RR	94-97	8
RF900RZS	1995	8
DL1000 V-Strom	02-06	4
GSX-R1000	01-06	6
TL1000R	98-05	8
TL1000S	98-01	8
GSX1100F Katana	88-93	8
GSX1100G Shaft	91-93	8
GSX-R1100	86-88	8
GSX-R1100	89-92	8
GSX-R1100W	93-98	8
GS1150E	83-86	8
GSF1200S Bandit	97-04	8
GV1200GL Madura	85-86	12
GSX1300R Hayabusa	99-07	6
GV1400G Cavalcade (all)	86-88	12

### SUZUKI ATV/Dual Sport/Offroad

15-0149	09161-11008	
DR-Z400/S/E/SM	00-07	2
LT-Z400 QuadSport	03-08	2
RM-Z450Z	05-08	2
LT-Z450 QuadSport	06-07	2
LT-Z700X	05-07	2

SHOP EQUIP & TOOLS

HARD PARTS

CARB & FUEL

IGNITION/ELECTRICAL

CONTROL

SUSPENSION

ACCESSORIES

### KAWASAKI Street Application

Application	Year	Cam End Plug
KZ550A1/A2/A3/A4	80-83	15-0906
KZ550C1~C4 LTD	80-83	15-0906
KZ550D1 GPz	1981	15-0906
KZ550F1 Spectre	1983	15-0906
KZ550F2/M1 LTD Shaft	83-84	15-0906
KZ550H1/H2 GPz	82-83	15-0906
KZ550M1 LTD	1983	15-0906
ZX550A1/A2 GPz	84-85	15-0906
KZ650B1/B2/B3	77-79	15-0906
KZ650C1/C2/C3 Custom	77-79	15-0906
KZ650D1/D2 SR	78-79	15-0906
KZ650E1/F1	1980	15-0906
KZ650H1/H2/H3 CSR	81-83	15-0906
KZ700A1	1984	15-0906
ZN700A1/A2 LTD	84-85	15-0906
KZ750E1/E2/E3	80-82	15-0906
KZ750F1 LTD Shaft	1983	15-0906
KZ750H1/H2/H3/H4 LTD	80-83	15-0906
KZ750L3	1983	15-0906
KZ750N1/N2 Spectre	82-83	15-0906
KZ750R1 GPz	1982	15-0906
ZR750C Zephyr	91-93	15-0906
ZX750A1~A3 GPz	83-85	15-0906
ZX750E1/E2 GPz Turbo	84-85	15-0906
Z1/A/B-900	73-75	15-7588
KZ900A4/A5	76-77	15-7588
KZ900B1 LTD	1976	15-7588
KZ1000A1~A4 MKII	77-80	15-7588
KZ1000B1~B4 LTD	77-80	15-7588
KZ1000C1~C4 Police	78-81	15-7588
KZ1000D1 Z1R	1978	15-7588
KZ1000D3 Z1R	1980	15-7588
KZ1000E1/E2 Shaft ST	79-80	15-7588
KZ1000G1 LTD Classic	1980	15-7588
KZ1000J1/J2	81-82	15-0121
KZ1000K1/K2 LTD	81-82	15-0121
KZ1000M1/M2 CSR	81-82	15-0121
KZ1000P1~P24 Police	82-05	15-0121
KZ1100A1/A2/A3 Shaft	81-83	15-0121
KZ1100B1 GPz	1981	15-0121
KZ1100D1/D2 Spectre	82-83	15-0121
KZ1100L1 LTD Shaft	1983	15-0121
ZN1100B1/B2 LTD	84-85	15-0121

### SUZUKI Street Application

Application	Year	Cam End Plug
GS250T	80-81	15-0907
GS300L	82-85	15-0907
GS400X	1977	15-0907
GS425E/L	1979	15-0907
GS450	80-88	15-0907
GS550E/L/M/T	77-82	15-0907
GS650	81-83	15-0907
XN85D	1983	15-0907
GS750B/C/N	77-79	15-0907
GS750EC/EN	77-79	15-0907
GS750LN/LT/LX	79-81	15-0907
GS750TZ/TD	82-83	15-0907
GS750SD Katana	1983	15-0907
GS850GN~GLD	79-83	15-0907
GS1000C	78-79	15-0907
GS1000E	78-80	15-0907
GS1000LN/SN	1979	15-0907
GS1000G/GL	81-82	15-0907
GS1000SZ	79-82	15-0907
GS1100ET/EX	80-81	15-0907
GS1100ES	82-83	15-0907
GS1100G/GL	82-83	15-0907
GS1100LT	1980	15-0907
GS1100SD Katana	1983	15-0907

### YAMAHA Application

Application	Year	Cam End Plug
XS400J/K Maxim	82-83	15-0908
XS400R Seca	82-83	15-0908
XS2-D	1977	15-0908
XJ650 Maxim	80-81	15-0908
XJ650L Seca Turbo	82-83	15-0908
XJ650RJ Seca	1982	15-0908
XS750D/E/F	77-79	15-0908
XS750SE/SF Special	78-79	15-0908
XS850G/H/L/S	80-81	15-0908
XJ1100J Maxim	1982	15-0908
XS1100E	78-81	15-0908
XS1100L	80-81	15-0908
XS1100S	79-81	15-0908

## VALVE COVER GASKETS

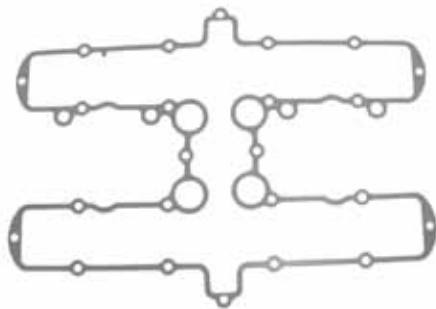
Valve Cover Gaskets  
sold pk/2.

HONDA Street P/N	OEM Reference
16-3749	12328-MG9-000
16-3718	12391-MAT-000
16-3712	12391-MBB-000
16-3737	12391-MBG-000
16-3740	12391-MZ8-650
16-7580	12391-425-010
16-5801	12391-371-306

KAWASAKI Street	
16-5987	11009-1365
16-3751	11009-1378
16-3750	11009-1497
16-5790	11060-1537
16-5806	11060-1581
16-5807	11060-1605
16-5797	11060-1691

SUZUKI Street	
16-5782	11173-45004-H17
16-5783	11173-49004-H17
16-1878	11173-49022
16-6257	11173-49207-H17
16-1879	11173-49224-H17

YAMAHA Street	
16-6366	3KM-11193-00-00
16-5542	5WM-11193-00-00
16-5848	5G2-11193-00-00



### 11 PIECE GASKET HOLE PUNCH SET

35-1808 Gasket Hole Punch Set



HONDA Street Application	Year	Valve Cvr Gasket
VT600C Shadow VLX	99-00	16-3740
VT600CD Deluxe	95-07	16-3740
VT600CD2 Deluxe	99-00	16-3740
VT750C	98-00	16-3740
VT750CD Deluxe	98-07	16-3740
CB750C/F/K/SC(DOHC)	79-83	16-7580
VFR800FI Interceptor	98-01	16-3737

**Note:** VFR800 Gasket is for front cylinder, rear not available.

CB900C Custom	80-82	16-7580
CB900F Super Sport	81-82	16-7580
CB1000C Custom	1983	16-7580
GL1000 Goldwing	75-79	16-5801
GL1000L Goldwing LTD	1976	16-5801
VTR1000F Super Hawk	98-05	16-3712
CB1100F Super Sport	1983	16-7580
CBR1100XX Blackbird	97-03	16-3718
GL1100 Goldwing	80-83	16-5801
GL1100A Aspencade	82-83	16-5801
GL1100I Interstate	80-83	16-5801
GL1200 Goldwing (all)	84-87	16-3749

KAWASAKI Street Application	Year	Valve Cvr Gasket
-----------------------------	------	------------------

ZL600A Eliminator	85-86	16-3750
ZL600B Eliminator 600	96-97	16-3750
ZX600A/C Ninja 600R	85-97	16-3750
KZ650B3	1979	16-5790
KZ650C3 Custom	1979	16-5790
KZ650D2 SR	1979	16-5790
KZ650E1/F1	1980	16-5790
KZ650H1/H2 CSR	81-82	16-5790
KZ750E1/E2/E3	80-82	16-5790
KZ750H1/H2/H3 LTD	80-82	16-5790
Z1/A/B-900	73-75	16-5807
KZ900A4/A5	76-77	16-5807
KZ900B1 LTD	1976	16-5807
ZL900 Eliminator	85-86	16-3751
ZX900A Ninja 900R	84-86	16-3751
KZ1000A1/A2	77-78	16-5807
KZ1000A3/A4 MKII	79-80	16-5806
KZ1000B1/B2 LTD	77-78	16-5807
KZ1000B3/B4 LTD	79-80	16-5806
KZ1000C1 Police	1978	16-5807
KZ1000C2~C4 Police	79-81	16-5806
KZ1000D1 Z1R	1978	16-5807
KZ1000D3 Z1R	1980	16-5806
KZ1000E1/E2 Shaft ST	79-80	16-5806
KZ1000G1 LTD Classic	1980	16-5806
KZ1000J1/J2/J3	81-83	16-5797
KZ1000K1/K2 LTD	81-82	16-5797
KZ1000M1/M2 CSR	81-82	16-5797
KZ1000P1~P21 Police	82-02	16-5797
KZ1000R1/R2 Replica	82-83	16-5797
ZG1000A Concours	86-06	16-3751
ZL1000A1 Eliminator	1987	16-3751
ZX1000A Ninja 1000R	86-87	16-3751
KZ1100A1/A2/A3 Shaft	81-83	16-5797
KZ1100B1/B2 GPz	81-82	16-5797
KZ1100D1/D2 Spectre	82-83	16-5797
KZ1100L1 LTD Shaft	1983	16-5797
ZN1100B1/B2 LTD	84-85	16-5797
ZX1100A1/A2 GPz	83-84	16-5797

KAWASAKI Dual Sport/ATV Application	Year	Valve Cvr Gasket
KL600A/B KLR600	84-86	16-5987
KL650A KLR650	87-07	16-5987
KL650B2/B3 Tengai	90-91	16-5987
KL650E KLR650	08-12	16-5987

SUZUKI Street Application	Year	Valve Cvr Gasket
GS750B/C/N/EC/EN	77-79	16-5782
GS750ET/EX	80-81	16-6257
GS750EZ	1982	16-1879
GS750LN	1979	16-5782
GS750LT/LX	80-81	16-6257
GS750TZ/TD	82-83	16-1879
GS750SD Katana	1983	16-1879
GS850GN~GLX	79-81	16-5782
GS1000C/EC/N	78-79	16-5783
GS1000EN/ET/ST	79-80	16-5783
GS1000SZ	1982	16-1879
GS1000LN/SN	1979	16-5783
GS1000GT~GLX	80-81	16-5783
GS1100ET/EX	80-81	16-6257
GS1100EZ/ED/ESD	82-83	16-1879
GS1100GZ~GLD	82-83	16-1878
GS1100GK~GKE	82-84	16-1878
GS1100LT	1980	16-6257
GS1100SD Katana	1983	16-1879

YAMAHA Street Application	Year	Valve Cvr Gasket
XJ550H/J/K Maxim	81-83	16-6366
XJ550RH/RJ/RK Seca	81-83	16-6366
FJ600L/LC/N/NC	84-85	16-6366
FZ600	86-88	16-6366
YX600SC~AC Radian	86-90	16-6366
XJ650J/K Maxim	82-83	16-5848
XJ700N~S/SC Maxim	85-86	16-5848
XJ750J/K Maxim	82-83	16-5848
XJ750RH/RJ/RK Seca	82-83	16-5848
FJ1100L/LC/N/NC	84-85	16-5542
FJ1200	86-93	16-5542

### THREE BOND TB 1184 LIQUID GASKET

Semi-drying visco elastic sealer. Perfect product for sealing joint surfaces with large clearances. Special synthetic rubber provides excellent cushion to absorb vibrations and impacts without failure, especially where coolants are involved. Prevents leakage of water, oil, gasoline, and chemicals. Sold each.

35-3388 3.5 oz. tube

**Note:** Replaces TB1104&TB1194



SHOP EQUIP & TOOLS

HARD PARTS

CARB & FUEL

IGNITION/ELECTRICAL

CONTROL

SUSPENSION

ACCESSORIES

# K&L VALVE ADJUSTMENT SHIMS

SHOP EQUIP & TOOLS

HARD PARTS

CARB & FUEL

IGNITION/ELECTRICAL

CONTROL

SUSPENSION

ACCESSORIES



## K&L VALVE SHIM KITS

K&L has Valve shims for all major brands in kits and single size refills. Our shims "average" 47.0 compared to the 46.0 maximum on the Apparent Rockwell Hardness "C" scale

### 7.5MM SHIM KITS

(all) kits Include five of each size in a plastic storage box

13-7013 7.5MM SHIM STARTER KIT, 1.80 ~ 2.25

13-7014 7.5MM SHIM STARTER KIT, 2.60 ~ 3.05

13-7015 7.5MM SHIM STARTER KIT, 1.40 ~ 1.85

13-7016 7.5MM SHIM STARTER KIT, 1.50 ~ 1.95



7.5 MM SHIM

### HONDA:

NX250	88-90	VFR800FI	98-09
CRF250R	05-06	CBR900RR	93-99
NPS50	03-09	CBR929RR	00-01
CRF150	07-09	CBR959RR	02-03
CB400F CB1	89-90	CBR1100XX Blackbird	97-03
FSC600/A/D	02-10	ST1100/A	91-02
CBR600F2~F4 Hurricane	91-10	VFR1200F	2010
RVF750R RC45	1994	ARX1200 AquaTrax	02-07
VF750C/CD/C2 Magna	94-00	ST1300	03-11
VFR750F	90-97	GL1800 Goldwing	01-10
VFR750R RC30	1990	NRX1800 Valkyrie Rune	04-05

### KAWASAKI:

KL250G Sherpa	00-04	KLE650 Versys	07-12
KLX250D2/D3/D4	94-96	EJ650 W650	00-02
KLX250S	06-12	ZX750 Ninja ZX-7 ZX7-R	91-03
KLX300A2~A10	97-07	ZR750 Z750/S	05-10
ZX600 Ninja ZX-6 ZZR	90-08	ZX900Ninja ZX-9R	94-03
ZX636 Ninja ZX-6R	03-06	ZX1000 Ninja 1000	11-12
ER650J EN-6R	06-11	ZR1000 Z1000	03-12
EX650 Ninja 650R	06-12		

### SUZUKI:

DR-Z250	01-07	GSX650F	08-09
RM-Z250	07-11	SV650/A/S/SA	99-08
AN400 Burgman	07-11	GSX-R750	93-11
GSX-R600WN/WP	92-93	RF900RR	94-97
GSX-R600	97-11	GSX-R1000	01-11
RF600RR	94-96	GSX-R1100WP~WW	93-98
AN650 Burgman	03-11	GSF1250S/SA Bandit	07-09
DL650 V-Strom	04-11	GSX1250FAL1 Katana	2011

### YAMAHA:

PZ250 Phazer/Venture Lite	07-11	FZ1000	90-03
YZ/WR250F Offroad	01-11	FZS1000 FZ1	01-10
FZR400	88-90	FZR1000	89-95
FZR600	89-99	FZ1	04-05
XP500	09-10	GTS1000	92-93
YFZ50RK	1998	RX10 RXW10 Snowmobile	03-11
YZF600R YZF-R6/S	95-10	SRT1000	03-06
FZ600S FZ6	04-10	YZF1000R YZF-R1	97-06
YZF750R	94-98	FX1000 Series Watercraft	02-11
RS90G/LVector/Venture	09-11	VX1100 SX230Watercraft	05-11

### 7.5 MM Replacement Shims. Sold pk/5

13-6725	1.30	13-6736	1.85	13-6747	2.40	13-6758	2.95
13-6726	1.35	13-6737	1.90	13-6748	2.45	13-6759	3.00
13-6727	1.40	13-6738	1.95	13-6749	2.50	13-6760	3.05
13-6728	1.45	13-6739	2.00	13-6750	2.55	13-6761	3.10
13-6729	1.50	13-6740	2.05	13-6751	2.60	13-6762	3.15
13-6730	1.55	13-6741	2.10	13-6752	2.65	13-6763	3.20
13-6731	1.60	13-6742	2.15	13-6753	2.70	13-6764	3.25
13-6732	1.65	13-6743	2.20	13-6754	2.75	13-6765	3.30
13-6733	1.70	13-6744	2.25	13-6755	2.80	13-6766	3.35
13-6734	1.75	13-6745	2.30	13-6756	2.85	13-6767	3.40
13-6735	1.80	13-6746	2.35	13-6757	2.90		

### 9.5MM SHIM KITS

(all) kits Include five of each size in a storage box

13-7017 9.5MM SHIM STARTER KIT, 2.30 ~ 2.75

13-7018 9.5MM SHIM STARTER KIT, 2.60 ~ 3.05

13-6837 9.5MM SHIM STARTER KIT, 1.35 ~ 1.80

13-6836 9.5MM SHIM STARTER KIT, 1.85 ~ 2.30



9.5 MM SHIM

### HONDA:

CRF450R	02-10		
CRF450X	05-09	VTR1000F Superhawk	98-05
RVT1000 RC51	00-06	TRX450R/ER Quad	04-09

### KAWASAKI:

KLX400R/SR	03-04	ZR1100C ZRX	99-00
KSF400A	03-06	ZX1100C/D Ninja ZX-11	90-01
KLX450A	08-12	ZX1100E/F GPz	95-97
KSF450AKFX450	08-12	JT1200A/B STX-12F	03-07
KX450D/E/F	06-12	ZR-1200A ZRX1200R	01-05
ZX750H Ninja ZX-7	89-90	ZX1200 Ninja ZX-12R ZZR	00-06
VN800A/B/C Vulcan	95-06	ZX1400 Ninja ZX-14R	06-11
VN900 Vulcan	06-12	JT1500 STX-15F/Ultra	04-12
ZX1000B Ninja ZX-10	88-90		

### SUZUKI:

DR-Z400SY Dual Sport	00-09	DL1000 V-Strom	02-09
LT-Z400/Z QuadSport	03-11	SV1000/S	03-07
RM-Z450/Z RMX450	05-11	TL1000R/S	97-03
RMX450	2010	GSX-R1100M/N	91-92
LT-R450/Z QuadRacer	06-09	GSX1300B B-King	08-09
GSX600F Katana	88-97	GSX1300R Hayabusa	99-11
LT-A700X KingQuad	08-09	VLR1800 VZR Boulevard	06-11
GSX-R750	91-92	VZR1800 Hayabusa	08-11
LT-A750X KingQuad	08-11		

### YAMAHA:

CP250 Morphous	06-08		
TT250RL/RLC Offroad	1999	TDM850	92-93
TT-R250	99-06	RS90 Nitro/Rage	05-07
WR400FK~FM Offroad	98-00	RS90 Vector	05-09
YP400 Majesty	05-10	RS90 RST90 Venture	05-11
YZ400FK/FL Offroad	98-99	VK10 Viking	06-11
YZ426FM~FP Offroad	00-02	YZFR1 R-1	07-11
WR426FN/FP	01-02	FJR1300R	03-10
WR450F	03-09	VMX17 V-Max	09-10
YFZ450	04-09	FX1800	08-11
YFZ450R	09-11	FY1800	09-11
YFZ450X	08-11	GX1800	09-11
YZ450F	03-11	SXT1800	10-11

### 9.5MM Replacement Shims. Sold pk/5.

13-6797	1.35	13-6818	1.85	13-6777	2.35	13-6787	2.85
13-6798	1.40	13-6819	1.90	13-6778	2.40	13-6788	2.90
13-6799	1.45	13-6823	1.95	13-6779	2.45	13-6789	2.95
13-6800	1.50	13-6826	2.00	13-6780	2.50	13-6790	3.00
13-6803	1.55	13-6827	2.05	13-6781	2.55	13-6791	3.05
13-6804	1.60	13-6828	2.10	13-6782	2.60	13-6792	3.10
13-6814	1.65	13-6830	2.15	13-6783	2.65	13-6793	3.15
13-6815	1.70	13-6774	2.20	13-6784	2.70	13-6794	3.20
13-6816	1.75	13-6775	2.25	13-6785	2.75	13-6795	3.25
13-6817	1.80	13-6776	2.30	13-6786	2.80	13-6796	3.30

## K&L VALVE SHIMS

K&L shims exceed the maximum of the Apparent Rockwell Hardness "C" scale. Our shims "average" 47.0 compared to the 46.0 maximum. Available in shop kits and individual sizes. K&L Shims are sold in convenient starter kits, with refills available for all individual sizes. (Sold in pk/ 5)

### KAWASAKI 13MM DIAMETER

#### 13-7006 KAWASAKI 13MM SHIM STARTER KIT (20 SHIMS)

Includes two each of the following sizes and a shim box  
2.30, 2.40, 2.50, 2.55, 2.60, 2.70, 2.80, 2.90, 3.00, 3.10

#### KAWASAKI: (Shim under bucket models)

KZ550 (all)	81-84	KZ750 (all)	80-83
ZX550 GPz	84-86	ZR750 ZR7 Zephyr	91-05
ZR550 Zephyr	90-93	ZX750 GPz	83-85
KZ650	77-83	ZR1100 Zephyr	92-95
KZ700	1984	ZX1100 GPz	83-85
ZN700A LTD Shaft	84-85		

#### 13MM Replacement Shims. Sold pk/5.

13-7680	2.05	13-7686	2.35	13-7692	2.65	13-7699	3.00
13-7681	2.10	13-7687	2.40	13-7693	2.70	13-7701	3.10
13-7682	2.15	13-7688	2.45	13-7694	2.75		
13-7683	2.20	13-7689	2.50	13-7695	2.80		
13-7684	2.25	13-7690	2.55	13-7696	2.85		
13-7685	2.30	13-7691	2.60	13-7697	2.90		

### HONDA / YAMAHA / TRIUMPH 25MM DIAMETER

#### 13-7005 HONDA / YAMAHA 25MM SHIM STARTER KIT (20 SHIMS)

Includes two each of the following sizes and a shim box  
2.30, 2.40, 2.50, 2.55, 2.60, 2.70, 2.80, 2.90, 3.00, 3.10

#### HONDA:

CB750C/F/K/SC	79-83	CB1000C/1100F	1983
CB900C/F	80-82	CBX1047cc	79-82

#### YAMAHA:

SRX250T/TC	1987	VMX12 V-Max	85-02
XT250L/LC Dual	1984	FJ1100/FJ1200	84-93
TT350/XT350	86-00	XVZ13Venture Royale	83-93
XJ600 Seca II	92-98	XVZ1300 Royal Star	96-02
XVZ12/ Venture	83-93		

#### TRIUMPH: Watercooled three & four cylinder models


#### 25MM Replacement Shims. Sold pk/5.

13-7524	2.30	13-7529	2.55	13-7626	2.80	13-7631	3.05
13-7525	2.35	13-7622	2.60	13-7627	2.85	13-7632	3.10
13-7526	2.40	13-7623	2.65	13-7628	2.90		
13-7527	2.45	13-7624	2.70	13-7629	2.95		
13-7528	2.50	13-7625	2.75	13-7630	3.00		

## SHIM STORAGE BOX

Complete with a sliding transparent lid and space for up to 35 different sizes of valve shims. Each box includes a handy magnetic valve shim pick-up tool.

#### 35-7729 K&L Shim Storage Box



35-7729



29.5 MM      29 MM      25 MM      13 MM

### BMW / KAWASAKI / YAMAHA 29MM DIAMETER

#### 13-7007 KAWASAKI / YAMAHA 29MM SHIM STARTER KIT (20 SHIMS)

Includes two each of the following sizes and a shim box  
2.30, 2.40, 2.50, 2.55, 2.60, 2.70, 2.80, 2.90, 3.00, 3.10

#### BMW:

KL600A/B	84-86	KZ1000P Police	87-05
KL650 KLR650	87-12	KZ1100/ZN1100	77-85
KLX650 KLX650R	93-96	KZ1300	79-82
Z1/KZ900	73-76	ZN1300 Voyager	83-88
KZ1000J/K/M/R	77-83		

#### YAMAHA:

XS400J/K Maxim	82-83	XJ750RH/RJ/RK Seca	81-83
XS400RJ/RK Seca	82-83	XS750D/2D/E/F	77-79
XJ550 Maxim/Seca	81-83	XS750SE/SF Special	78-79
FJ600L/LC/N/NC	84-85	XS850G/H/LG/LG/SG/SH80-81	
FZ600	86-88	XJ900RK Seca	1983
YX600 Radian	86-90	XJ1100J Maxim	1982
XJ650 Maxim/Seca (all)	80-83	XS1100E/F/G/H	78-81
XJ700 Maxim (all)	82-86	XS1100LG/LH Midnight	80-81
XJ750 Maxim (all)	82-83	XS1100SF/SG/SH Special	79-81

#### 29MM Replacement Shims. Sold pk/5.

13-7658	2.00	13-7637	2.30	13-7647	2.60	13-7653	2.90
13-7659	2.05	13-7642	2.35	13-7648	2.65	13-7654	2.95
13-7660	2.10	13-7643	2.40	13-7649	2.70	13-7655	3.00
13-7661	2.15	13-7644	2.45	13-7650	2.75	13-7656	3.05
13-7663	2.20	13-7645	2.50	13-7651	2.80	13-7657	3.10
13-7636	2.25	13-7646	2.55	13-7652	2.85		

### SUZUKI 29.5MM DIAMETER

#### 13-7008 SUZUKI 29.5MM SHIM STARTER KIT (20 SHIMS)

Includes two each of the following sizes and a shim box  
2.30, 2.40, 2.50, 2.55, 2.60, 2.70, 2.80, 2.85, 2.90, 3.00

#### SUZUKI:

XN85	1983	GR650D/XD Tempter	1983
GS400	77-78	GS650	81-83
GS425	1979	GS750	77-79
GS450	80-85	GS850	75-83
GS500	89-09	GS1000	78-81
GS550	77-82	GS1100G/S	82-83

#### 29.5MM Replacement Shims. Sold pk/5.

13-7663	2.30	13-7667	2.50	13-7671	2.70	13-7675	2.90
13-7664	2.35	13-7668	2.55	13-7672	2.75	13-7677	3.00
13-7665	2.40	13-7669	2.60	13-7673	2.80		
13-7666	2.45	13-7670	2.65	13-7674	2.85		



**CAMCHAIN  
Tensioner Tool  
(See Page 84)**

SHOP EQUIP & TOOLS

HARD PARTS

CARB & FUEL

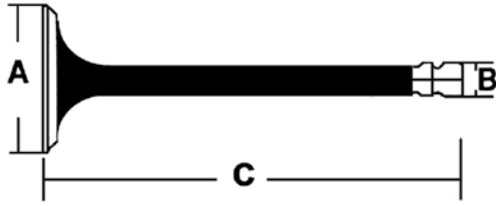
IGNITION/ELECTRICAL

CONTROL

SUSPENSION

ACCESSORIES

## ENGINE VALVE DIMENSIONS



### HONDA

K&L	OEM Ref./P/N	(A) Head Dia. x (B) Stem Dia. x (C) Overall L.
14-1814	14721-429-000	30.00mm x 6.50-6.60mm x 89.60mm
14-1815	14711-429-000	35.00mm x 6.50-6.60mm x 91.00mm
14-4050	14711-437-000	30.00mm x 5.50mm x 92.00mm
14-4051	14721-437-000	25.00mm x 5.50mm x 91.50mm
14-4214	14711-028-000	27.00mm x 5.50mm x 68.00mm
14-4215	14721-028-790	22.95mm x 5.50mm x 67.70mm
14-4224	14711-087-000	25.00mm x 5.40mm x 64.30mm
14-4225	14721-087-010	21.90mm x 5.40mm x 63.80mm
14-6066	14711-MA4-770	25.00mm x 5.50mm x 90.00mm
14-6067	14721-422-000	22.00mm x 5.50mm x 88.70mm
14-6069	14711-371-000	38.00mm x 6.50mm x 102.30mm
14-6070	14721-371-000	32.00mm x 6.50mm x 101.30mm
14-6071	14711-438-000	26.00mm x 5.50mm x 90.00mm
14-6072	14721-438-000	22.60mm x 5.50mm x 88.70mm
14-6119	14711-HC0-000	25.50mm x 5.50mm x 93.50mm
14-6131	14721-HC0-000	22.50mm x 5.50mm x 93.00mm
14-6134	14711-HA5-013	31.00mm x 5.50mm x 93.07mm
14-6135	14721-HA5-003	27.50mm x 5.50mm x 90.52mm
14-6266	14711-HC4-003	32.00mm x 5.50mm x 91.30mm
14-6267	14721-HA0-003	28.00mm x 5.50mm x 89.95mm
14-6288	14711-HA0-003	32.00mm x 5.50mm x 91.30mm

### KAWASAKI

14-1747	12005-1052	24.7mm x 5.5mm x 87.2mm
14-1749	12004-1077	29mm x 5.5mm x 89mm
14-4052	12004-1010	36.00mm x 7.00mm x 91.68mm
<b>Uses Round Valve Keepers 14-4123</b>		
14-4074	12004-012	36.00mm x 7.00mm x 91.68mm
<b>Uses Square Keepers Kaw 12011-002</b>		
14-4075	12005-005	31.00mm x 7.00mm x 99.00
<b>Uses Square Keepers Kaw 12011-002</b>		
14-4076	12004-1013	37.00mm x 7.00mm x 90.64mm
14-4077	12005-1011	32.00mm x 7.00mm x 89.14mm
14-4080	12004-1058	34.00mm x 7.00mm x 93.00mm
14-4092	12004-1074	23.50mm x 5.00mm x 76.40mm
14-4093	12005-1091	21.00mm x 5.00mm x 84.30mm
14-6098	12004-1082	32.00mm x 5.50mm x 86.70mm
14-6100	12005-1093	28.00mm x 5.50mm x 85.50mm
14-6155	12004-1106	30.00mm x 5.50mm x 96.80mm
14-6165	12005-1189	27.00mm x 5.50mm x 96.80mm

### SUZUKI

14-3598	12912-06B00	25.00mm x 5.00mm x 84.90mm
14-4072	12912-18A00	28.00mm x 5.50mm x 87.84mm
14-6172	12911-19B00	33.00mm x 5.50mm x 88.57mm

### YAMAHA

K&L	OEM Ref./P/N	(A) Head Dia. x (B) Stem Dia. x (C) Overall L.
14-6145	1UY-12111-01-00	40.00mm x 7.00mm x 102.60mm
14-6154	1UY-12121-01-00	34.00mm x 7.00mm x 100.50mm
14-6256	22K-12121-02-00	23.00mm x 5.00mm x 65.30mm
14-6264	22K-12111-03-00	20.00mm x 5.00mm x 64.70mm
14-5180	36Y-12111-00-00	28.99mm x 5.50mm x 93.93mm
14-5181	36Y-12121-00-00	24.24mm x 5.50mm x 93.93mm
14-4060	5H0-12111-00-00	34.00mm x 6.00mm x 93.90mm
14-4064	5H0-12121-00-00	28.50mm x 6.00mm x 92.60mm

## VALVE STEM SEALS

Valve Stem Seals are sold pk/10.

Made in Japan.



### HONDA

14-1820	12209-KT7-013 / 12208-ML0-721 / 12209-ML0-722
14-6251	12209-428-003 / 12209-KL4-005 / 12209-422-005 / 12208-MC0-003
14-7584	12209-300-003

### KAWASAKI

14-3606	92049-5006
14-3607	92049-1218
14-6060	92049-1153
14-6388	92049-016
14-6068	92049-1349

### SUZUKI

14-1824	09289-04002
14-3606	09289-05011 / 09289-05010
14-6068	K9204-91349
14-6386	09289-07002
14-6387	09289-05015 / 09289-05003

### YAMAHA

14-1818	5Y1-12119-00-00 / 30X-12119-00-00
14-5443	1WG-12119-00-00
14-6057	1J7-12119-01-00 / MO1-12129-00
14-6059	5H0-12119-00-00
14-6390	1HX-12119-00-00 / 4TV-12119-00-00
14-5447	4SV-12119-00-00

## VALVE KEEPERS

Valve Keepers are sold pk/25.  
Made in Japan.

### HONDA

14-1750	14781-107-003 (sold each)
---------	---------------------------

### KAWASAKI

14-4123	12011-004
---------	-----------

### SUZUKI

14-3604	12392-27A00
---------	-------------

### YAMAHA

14-1765	4X7-12118-00-00
---------	-----------------



### 35-3568



**KWIKLOADER**  
**VALVE KEEPER TOOL SET**  
**35-3568**  
[kwikloader.klsupply.com](http://kwikloader.klsupply.com)



# ENGINE VALVES, VALVE STEM SEALS & KEEPERS



Made to meet or exceed OEM specifications. **Made in Japan.**

**Note:** Engine Valves are sold each. Valve Stem Seals are sold pk/10.

Valve Keepers are sold pk/25. \*Except 14-1750\* sold each

<b>HONDA Street Application</b>	<b>Year</b>	<b>Intake Valve</b>	<b>Exhaust Valve</b>	<b>Valve Stem Seal</b>	<b>Valve Keeper</b>
C70 Passport	80-81	14-4224	14-4225	—	—
C70 Passport	80-81	14-4224	14-4225	—	—
C70M/K1	70-73	14-4224	14-4225	—	—
CL70/K1/K2/K3	69-73	14-4224	14-4225	—	—
CL90	67-70	14-4214	14-4215	—	—
CB/CL100	70-73	—	—	14-6251	14-1750*
CBR250R/RA	11-13	—	—	14-1820	—
NSF100	2006	—	—	14-6251	14-1750*
CB125S/TT	73-79	—	—	14-6251	14-1750*
CB125S/TT	80-85	—	14-4051	14-6251	14-1750*
CL125S/S1	73-74	—	—	14-6251	14-1750*
CM185T Twinstar	78-79	—	—	14-6251	14-1750*
CM200T Twinstar	80-82	—	—	14-6251	14-1750*
CB250 Nighthawk	91-08	—	—	14-6251	14-1750*
CM250C	82-83	—	—	14-6251	14-1750*
CMX250C/CD Rebel	85-87	—	—	14-6251	14-1750*
CMX250C/C2 Rebel	96-09	—	—	14-6251	14-1750*
CB350F/F1 (4 cylinder)	72-74	—	—	—	14-1750*
CB400A Automatic	1978	—	—	14-6251-In	14-1750*
				14-7584-Ex	—
CB400T/T1/TII Hawk	78-81	—	—	14-6251-In	14-1750*
				14-7584-Ex	—
CB400F Super Sport	75-77	—	—	—	14-1750*
CM400A/C/E/T	79-81	—	—	14-6251-In	14-1750*
CB450SC Nighthawk	82-86	—	—	14-6251-In	14-1750*-In
CB450T Hawk	1982	—	—	14-6251-In	14-1750*-In
CM450A/C/E	82-83	—	—	14-6251-In	14-1750*-In
CMX450	86-87	—	—	14-6251	—
CB500/K1/K2	71-73	—	—	—	14-1750*
CB500F/FA	2013	—	—	14-1820	—
CBR500R/RA	2013	—	—	14-1820	—
CX500/C/D/TC	78-82	—	—	14-7584	—
FT500 Ascot	82-83	14-1815	14-1814	—	—
GL500/I Silverwing	81-82	—	—	14-7584	—
VT500C Shadow	83-86	—	—	14-6251	—
VT500FT Ascot	83-84	—	—	14-6251	—
CB550F Super Sport	75-77	—	—	—	14-1750*
CB550/K1/K	74-78	—	—	—	14-1750*
CB600F	04-06	—	—	14-1820	—
CBR600F/RR/SE/SJR	91-06	—	—	14-1820	—
CBR600F2/F3/F4	91-06	—	—	14-1820	—
VT600C/CD/CD2 Shadow	88-07	—	—	14-6251	—
CBR600RR	03-04	—	—	14-6251	—
CB650	79-82	—	—	—	14-1750*
CB650C Custom	80-81	—	—	—	14-1750*
CB650SC Nighthawk	1982	—	—	—	14-1750*
CX650C/T Custom/Turbo	1983	—	—	14-7584	—
GL650/I Interstate	1983	—	—	14-7584	—
NT650 Hawk GT	88-91	—	—	14-6251	—
NSA700 DN-1	2009	—	—	14-6251	—

<b>HONDA Street Application</b>	<b>Year</b>	<b>Intake Valve</b>	<b>Exhaust Valve</b>	<b>Valve Stem Seal</b>	<b>Valve Keeper</b>
NT700V/VA	2010	—	—	14-6251	—
VF700C/F/S	84-85	—	—	14-6251	—
VFR700F/F2 Interceptor	86-87	—	—	14-6251	—
VT700C Shadow	84-87	—	—	14-7584	—
CB750A Automatic	76-78	—	—	14-7584	—
CB750C Custom	80-83	14-6066	14-6067	14-6251	14-1750*
CB750F Super Sport	75-78	—	—	14-7584	—
CB750F Super Sport	79-82	14-6066	14-6067	14-6251	14-1750*
CB750K0/K	69-78	—	—	14-7584	—
CB750K	79-82	—	14-6067	14-6251	14-1750*
CB750L LTD	1979	14-6066	14-6067	14-6251	14-1750*
CB750SC Nighthawk	82-83	14-6066	14-6067	14-6251	14-1750*
VF750C V45 Magna	82-83	—	—	14-6251	14-1750*
VF750C V45 Magna	1988	—	—	14-6251	—
VF750F Interceptor	83-84	—	—	14-6251	—
VF750S V45 Sabre	82-83	—	—	14-6251	14-1750*
VT750C Shadow	1983	—	—	14-7584	—
VT750C Shadow	98-10	—	—	14-6251	—
VT800C Shadow	1988	—	—	14-7584	—
CB900C Custom	80-82	14-6071	14-6072	14-6251	14-1750*
CB900F Super Sport	81-82	14-6071	14-6072	14-6251	14-1750*
CB1000	1994	—	—	14-6251	—
CB1000C Custom	1983	14-6071	14-6072	14-6251	14-1750*
CBR1000F Hurricane	87-96	—	—	14-6251	—
CBR1000RA	04-10	—	—	14-1820	—
CBR1000RR	04-07	—	—	14-1820	—
CBX six cyl. Super Sport	79-82	14-6066	14-6067	14-6251	14-1750*
GL1000 Gold Wing	75-79	14-6069	14-6070	14-7584	—
GL1000L LTD	1976	14-6069	14-6070	14-7584	—
VF1000F Interceptor	1984	—	—	14-6251	—
VF1000R	85-86	—	—	14-6251	—
CB1100F Super Sport	1983	14-6071	14-6072	14-6251	14-1750*
GL1100 Gold Wing	1980	14-6069	14-6070	14-7584	—
GL1100 Gold Wing	81-82	14-6069	—	14-7584	—
GL1100 Gold Wing	1983	—	—	14-7584	—
GL1100A Aspencade	1982	14-6069	—	14-7584	—
GL1100A Aspencade	1983	—	—	14-7584	—
GL1100I Interstate	1980	14-6069	14-6070	14-7584	—
GL1100I Interstate	81-82	14-6069	—	14-7584	—
GL1100I Interstate	1983	—	—	14-7584	—
VF1100C V65 Magna	83-86	—	—	14-6251	—
VF1100S V65 Sabre	84-85	—	—	14-6251	—
VT1100C Shadow	87-90	—	—	14-7584	—
VT1100C-C2-2/T Shadow	92-98	—	—	14-7584	—
GL1200 Gold Wing	1984	—	—	14-7584	—
GL1200A Aspencade	84-87	—	—	14-7584	—
GL1200I Interstate	84-87	—	—	14-7584	—
GL1200L Limited	1985	—	—	14-7584	—
GL1200SEi Aspencade	1986	—	—	14-7584	—
GL1500A Goldwing	88-90	—	—	14-6251	—
GL1500I GL Interstate	91-96	—	—	14-6251	—
GL1500SE GoldwingSE	90-00	—	—	14-6251	—
GL1500C Valkyrie	97-03	—	—	14-6251	—
GL1500CF Valkyrie Interstate	97-01	—	—	14-6251	—

<b>HONDA ATV</b>	<b>Year</b>	<b>Intake Valve</b>	<b>Exhaust Valve</b>	<b>Valve Stem Seal</b>	<b>Valve Keeper</b>
ATC70	79-85	14-4224	14-4225	—	—
TRX70 Fourtrax 70	86-87	14-4224	14-4225	—	—
ATC90/K1-K3	70-75	14-4214	14-4215	—	—
ATC90	76-78	14-4214	14-4215	—	—
ATC110	79-85	14-4214	14-4215	—	—
ATC125M	84-85	—	—	14-6251	14-1750*
ATC125M	86-87	—	—	14-6251	—
TRX125 Fourtrax 125	85-86	—	—	14-6251	14-1750*
TRX125 Fourtrax 125	87-88	—	—	14-6251	—
ATC185/ATC185S	80-83	14-4050	14-4051	14-6251	14-1750*
ATC200/S/M	81-86	14-4050	14-4051	14-6251	14-1750*
ATC200E/ES Big Red	82-84	14-4050	14-4051	14-6251	14-1750*
ATC200M	84-85	14-4050	14-4051	14-6251	14-1750*

SHOP EQUIP & TOOLS

HARD PARTS

CARB & FUEL

IGNITION/ELECTRICAL

CONTROL

SUSPENSION

ACCESSORIES







# ENGINE VALVES, VALVE STEM SEALS & KEEPERS

<b>KAWASAKI Dual Sport/Offroad</b>					
Application	Year	Intake Valve	Exhaust Valve	Valve Stem Seal	Valve Keeper
KLE650A/C Versys	07-12	————	————	14-6068	————
KLX650A/C KLX650R	93-96	————	————	14-6388	14-4123
KLX650C KLX650	93-96	————	————	14-6388	14-4123
KLX650A/E KLR650	93-12	————	————	14-6388	14-4123
KLX650 KLX650/R	93-96	————	————	14-6388	14-4123
KLX650B2/B3 Tengai	90-91	————	————	14-6388	14-4123

<b>SUZUKI Street</b>					
GN125E Bandit	91-97	————	————	14-6387	————
GN250	82-88	————	————	14-6387	————
GS250TT/TX	80-81	————	————	14-6387	————
GZ250/K/L	99-10	————	————	14-6387	————
TU250X/XL	09,11	————	————	14-6387	————
GS300L	82-85	————	————	14-6387	————
AN400/S Burgman	03-06	————	————	14-3606	14-3604
AN400 Burgman	07-08	————	————	14-1824	14-3604
AN400 Burgman	09-11	————	————	14-1824	————
GN400T/TX/TZ	80-82	————	————	14-6386	————
GN400XT/XX	80-81	————	————	14-6386	————
GS400B/XB/C/XC	77-78	————	————	14-6386	————
GSF400M/N/P Bandit	91-93	————	————	14-1824	————
GS425N/EN/LN	1979	————	————	14-6386	————
GS450 (all)	80-88	————	————	14-6386	————
GS500E/F	89-09	————	————	14-6386	————
GS550B/C-ET	77-80	————	————	14-6386	————
GS550ED/ESD	1983	————	————	————	14-3604
GS550ES3/EF	83-84	————	————	————	14-3604
GS550ESE/ESF/ESG	84-86	————	————	————	14-3604
GS550LN/LT	79-80	————	————	14-6386	14-3604
GS550LX/LZ	81-82	————	————	14-6386	————
GS550LD	1983	————	————	————	14-3604
GS550LF/LG	85-86	————	————	————	14-3604
GS550MZ Katana	1982	————	————	14-6386	————
GS550TX	1981	————	————	14-6386	————
GSF600ST~SY/K2 Bandit	96-03	————	————	14-3606	14-3604
GSX600F Burgman	88-96	————	————	14-3606	14-3604
GSX600F Katana	97-06	————	————	14-3606	14-3604
GSX-R600WN/WP	92-93	————	————	14-1824	————
GSX-R600	97-12	————	————	14-1824	————
RF600RR/RS/RT	94-96	————	————	14-1824	————
AN650 Burgman	03-11	————	————	14-1824	————
DL650A V-Strom	04-12	————	————	14-1824	————
GS650	81-83	————	————	14-6386	————
GS650D/MD Katana	1983	————	————	14-6386	————
GSX650F Katana	08-09	————	————	14-1824	————
LS650 Savge	95-12	————	————	14-6386	————
LS650F/P	86-88	————	————	14-6386	————
LS650F/P	95-04	————	————	14-6386	————
LS650L1	2011	————	————	14-6386	————
SFV650 Gladius	2009	————	————	14-1824	————
SV650S	99-08	————	————	14-1824	————
XN85D Turbo	1983	————	————	14-6386	————
GS700E/ES/	1985	————	————	14-6387	————
GV700 Madura	1985	————	————	14-6387	————
VS700 Intruder	86-87	————	————	14-6387	————
GS750B/C~LN	77-79	————	————	14-6386	————
GS750E/ES	80-83	————	————	14-6387	————
GS750LT/LX	80-81	————	————	14-6387	————
GS750SD Katana	1983	————	————	14-6387	————
GS750TZ/TD	82-83	————	————	14-6387	————
GSX750F Katana	89-05	————	————	14-3606	14-3604
GSX-R750 (all)	86-92	————	————	14-3606	14-3604
GSX-R750	93-99	————	————	14-1824	————
GSX-R750	04-11	————	————	14-1824	————
VS750GL Intruder	88-91	————	————	14-6387	————
VL800C/CL1/L1	06-11	————	————	14-6387	————
VL800T/TL1 C50	01-11	————	————	14-6387	————
VL800Z Volusia	01-05	————	————	14-6387	————

<b>SUZUKI Street</b>					
VS800	06-09	————	————	14-6387	————
VS800GL/GLV Intruder	92-09	————	————	14-6387	————
VX800L	90-93	————	————	14-6387	————
VZ800 Marauder	97-09	————	————	14-6387	————
VZ800 /Z M50	97-09	————	————	14-6387	————
GS850G/GL	79-83	————	————	14-6386	————
RF900R	94-97	————	————	14-1824	————
DL1000 V-Strom	02-12	————	————	14-6387	————
GS1000 (all)	78-82	————	————	14-6386	————
GS1000SZ Katana	1982	————	————	14-6387	————
GSX-R1000	05-11	————	————	14-1824	————
SV1000/S	03-07	————	————	14-6387	————
TL1000SV~SY/K1	97-03	————	————	14-6387	————
TL1000RW~RY/K1	98-01	————	————	14-6387	————
GS1100ET~ESD	80-83	————	————	14-6387	————
GS1100G/GL	82-83	————	————	14-6386	————
GS1100LT	1980	————	————	14-6387	————
GS1100SD Katana	1983	————	————	14-6387	————
GSX1100FJ~FP Katana	88-93	————	14-3598	14-3606	14-3604
GSX1100GM~GP	91-93	————	14-3598	14-3606	14-3604
GSX-R1100G~L	86-90	————	14-3598	14-3606	14-3604
GSX-R1100M/N	91-92	————	————	14-3606	14-3604
GSX-R1100WP~WW	93-98	————	————	14-1824	————
GS1150- (all)	83-86	————	————	14-6387	————
GSF1200SV~SK1 Bandit	97-05	————	14-3598	14-3606	14-3604
GV1200 Madura	85-86	————	————	14-6387	————
GSF1250S/SA Bandit	07-09	————	————	14-1824	————
GSX1250FAL1 Katana	2011	————	————	14-1824	————
GSX1300B/BK	08-09	————	————	14-3606	————
GSX1300R Hayabusa	99-12	————	————	14-3606	————
VS1400 Intruder	87-09	————	————	14-6387-In	————
				14-6386-Ex	————
VL1500/T C90	98-09	————	————	14-6387-In	————
				14-6386-Ex	————

<b>SUZUKI ATV</b>					
ALT50	83-84	————	————	14-6387	————
ALT125D/E/F/G	83-86	————	————	14-6387	————
LT125D~H Quadrunner	83-87	————	————	14-6387	————
LT160EK/EL/EM/EN	89-92	————	————	14-6387	————
LT-F160M~K1 Quadrunner	91-01	————	————	14-6387	————
LT-F160K3/K4 Quadrunner	03-04	————	————	14-6387	————
ALT185F	1985	————	————	14-6387	————
LT185E/F/G/H	84-87	————	————	14-6387	————
LT230EH/EJ/EK	87-89	————	14-4072	14-6387	————
LT230EL/EM/EN/EP	90-93	————	14-4072	14-6387	————
LT230GEF/GEG Quad	85-86	————	14-4072	14-6387	————
LT230SF/SG/SH/SJ	85-88	————	14-4072	14-6387	————
LT-F230G/H	86-87	————	14-4072	14-6387	————
LT250EFF/EFG	85-86	————	————	14-6387	————
LT250SK/SL QuadSport	89-90	14-6172	14-4072	14-6387	————
LT-F250	88-09	14-6172	14-4072	14-6387	————
LT-F250F QuadRunner	99-02	14-6172	14-4072	14-6387	————
LT-F250 Ozark	02-12	14-6172	14-4072	14-6387	————
LT-Z250 QuadSport	04-09	14-6172	14-4072	14-6387	————
LT300EH/EJ/EK	87-89	————	————	14-6387	————
LT-F300FX~FK1	99-02	14-6172	14-4072	14-6387	————
LT-4WD QuadRunner	87-96	14-6172	14-4072	14-6387	————
LT-A400/F Eiger	02-09	————	————	14-3606	14-3604
LT-A400C KingQuad	03-05	————	————	14-3606	14-3604
LT-F4WD KingQuad	91-98	14-6172	14-4072	14-6387	————
LT-F400	08-11	————	————	14-3606	14-3604
LT-F400/F Eiger	02-09	————	————	14-3606	14-3604
LT-F400F KingQuad	08-11	————	————	14-3606	14-3604
LT-Z400 QuadSport	03-12	————	————	14-3606	————
LT-Z400SK3/SK4 Z400	03-09	————	————	14-3606	————
LT-R450/Z QuadRacer	06-09	————	————	14-6387	————
LT-A450X KingQuad	07-10	————	————	14-3606	14-3604

# ENGINE VALVES, VALVE STEM SEALS & KEEPERS

<b>SUZUKI ATV</b>					
Application	Year	Intake Valve	Exhaust Valve	Valve Stem Seal	Valve Keeper
LT-A500F QuadMaster	00-07	—	—	14-3606	14-3604
LT-A500F QuadRunner	98-07	—	—	14-3606	14-3604
LT-A500FB/FC Vinson	2004	—	—	14-3606	14-3604
LT-A500X/XP King Quad	09-12	—	—	14-3606	14-3604
LT-F500X KingQuad	09-11	—	—	14-3606	14-3604
LT-A750X KingQuad	08-12	—	—	14-6387	—

<b>SUZUKI Dual Sport/Offroad</b>					
Application	Year	Intake Valve	Exhaust Valve	Valve Stem Seal	Valve Keeper
DR100D~L	83-90	—	—	14-6387	—
SP100D Dual Sport	1983	—	—	14-6387	—
DR-Z110	03-05	—	—	14-6068	—
DR125	82-88	—	—	14-6387	—
DR125SER/SES/SET	94-96	—	—	14-6387	—
DR-Z125/L	03-12	—	—	14-6387	—
SP125 Dual Sport	82-88	—	—	14-6387	—
DR200G/H/J	86-88	—	—	14-6387	—
DR200SET~SEK3 Dual	96-09	—	—	14-6387	—
SP200G/H/J Dual Sport	86-88	—	—	14-6387	—
DR250S Dual Sport	90-95	—	—	14-3606	14-3604
DR250Z/D/F	82-85	—	—	14-6387	—
DR250L/M/N/P Offroad	90-95	—	—	14-3606	14-3604
DR-Z250	01-07	—	—	14-1824	—
RM-Z250	04-06	—	—	14-6068	—
RM-Z250	07-12	—	—	14-1824	—
RM-Z250/L0/L1	07-11	—	—	14-1824	—
DR250SL~SES Dual Sport	90-95	—	—	14-3606	14-3604
SP250Z/D Dual Sport	82-83	—	—	14-6387	—
RM-Z250K4/K5	04-05	—	—	14-6068	—
SP250F Dual Sport	1985	—	—	14-6387	—
DR350SE/SET	90-99	—	—	14-3606	14-3604
SP370C/N	78-79	—	—	14-6386	—
DR400T	1980	—	—	14-6386	—
DR-Z400/E/S/SM	00-12	—	—	14-3606	—
SP400T Dual Sport	1980	—	—	14-6386	—
RMX450ZL0	2010	—	—	14-6387	—
RM-Z450/Z K5/K6	05-06	—	—	14-3606	—
RM-Z450/Z K7	07-12	—	—	14-6387	—
SP500X/Z/D Dual Sport	81-83	—	—	14-6386	—
SP600F Dual Sport	1985	—	—	14-6386	—
DR650SL~SES Dual Sport	90-95	—	—	14-6386	—
DR650SE/SEL Dual Sport	96-12	14-6172	—	14-6387	—

<b>YAMAHA Street</b>					
Application	Year	Intake Valve	Exhaust Valve	Valve Stem Seal	Valve Keeper
SR185H/J Exciter	81-82	14-4060	14-4064	14-6059	—
XC180 Riva	83-85	—	—	14-6059	—
XC200 Riva	87-91	—	—	14-6059	—
CP250V/W/X Morphous	06-08	—	—	14-5447	—
SR250G/H/J/TH Exciter	80-82	—	—	14-6057	—
SRX250T/TC	1987	—	—	14-1818	—
XS2D	1977	—	—	14-6057	—
XS360C/D/2D	76-77	—	—	14-6057	—
FZR400U/SUC~A/SAC	88-90	—	—	14-5443	—
XS400D/E/F/G/H	77-81	—	—	14-6057	—
XS400E/2F	78-79	—	—	14-6057	—
XS400J/K Maxim	82-83	—	—	14-6057	—
XS400RJ/RK Seca	82-83	—	—	14-6057	—
XS400SG/SH/SJ	80-82	—	—	14-6057	—
TA500/A Rockarm	73-74	—	—	14-1818	—
XP500Y/Z Tmax	09-10	—	—	14-6390	—
XS500B/C/D Rockarm	75-77	—	—	14-1818	—
XV500K Virago	1983	—	—	14-6057	—
XV535 Virago	90-00	—	—	14-6057	—
XV535T/TC/U/UC	87-88	—	—	14-6057	—
XV535A/AC Virago	1990	—	—	14-6057	—
XV535EC~HC Virago	93-00	—	—	14-6057	—
XJ550H/J/K Maxim	81-83	—	—	14-6059	—
XJ550R Seca	81-83	—	—	14-6059	—
XZ550RJ/RK Vision	82-83	—	—	14-6059	—

<b>YAMAHA Street</b>					
Application	Year	Intake Valve	Exhaust Valve	Valve Stem Seal	Valve Keeper
FZ6R	09-13	—	—	14-6059	—
FJ600L/LC/N/NC	84-85	—	—	14-6059	—
FZ600S~U/UC	86-88	—	—	14-6059	—
FZ600R FZ6 FZ6R	04-10	—	—	14-6390	—
FZR600	89-99	—	—	14-5443	—
FZS60YB FZ6	2009	—	—	14-5447	—
SRX600S/SC	1986	—	—	14-6057	—
YX600SC~AC Radian	86-90	—	—	14-6059	—
YZF600R	95-06	—	—	14-6390	—
YZF-R6	99-05	—	—	14-6390	—
YZF-R6S	06-09	—	—	14-6390	—
YZF-R6	06-13	—	—	14-5447	—
XJ650G/H/J/K Maxim	80-83	—	—	14-6057	—
XJ650 Seca Turbo	82-83	—	—	14-6057	—
XJ650RJ Seca	1982	—	—	14-6057	—
XVS650 V-Star	98-11	—	—	14-6057	—
XJ700N~SC Maxim	85-86	—	—	14-6057	—
XV700L/LC/N/NC	84-85	—	—	—	14-1765
XV700C Virago	86-87	—	—	—	14-1765
TX750/A	73-74	—	—	14-6057	—
XJ750J/K/MK Maxim	82-83	—	—	14-6057	—
XJ750R Seca	81-83	—	—	14-6057	—
XS750D/2D/E/F	77-79	—	—	14-6057	—
XS750SE/SF Special	78-79	—	—	14-6057	—
XV750H/J/K/MK	81-83	—	—	—	14-1765
XV750 Virago	88-98	—	—	—	14-1765
YZF750	94-98	—	—	14-5443	—
XS850G/H	80-81	—	—	14-6057	—
XS850LG/LH Mid.Special	80-81	—	—	14-6057	—
XS850SG/SH Special	80-81	—	—	14-6057	—
TDM850D/DC/E/EC	92-93	—	—	14-1818	—
XJ900RK Seca	1983	—	—	14-6057	—
XV920J/K Virago	82-83	—	—	—	14-1765
XV920MK Virago	1983	—	—	—	14-1765
XV920RH/RJ	81-82	—	—	—	14-1765
XV950 V-Star	09-13	—	—	14-6059	—
FZ1 FZS1000	01-10	—	—	14-6390-In	—
				14-5447-Ex	—
FZR1000W/WC~GC	89-95	—	—	14-5443	—
GTS1000AE~AF	93-94	—	—	14-5443	—
XV1000L/LC/N/NC	84-85	—	—	—	14-1765
YZF-R1	98-06	—	—	14-6390-In	—
				14-5447-Ex	—
YZFR1	07-08	—	—	14-5447-Ex	—
FJ1100L/LC/N/NC	84-85	14-5180	14-5181	14-1818	—
XJ1100J Maxim	1982	—	—	14-6057	—
XS1100E/F/G/H	78-81	—	—	14-6057	—
XS1100LG/LH	80-81	—	—	14-6057	—
XS1100SF/SG/SH Special	79-81	—	—	14-6057	—
XV1100 Virago	86-99	—	—	—	14-1765
XVS1100 V-Star	99-01	—	—	—	14-1765
FJ1200S (all)	86-93	14-5180	14-5181	14-1818	—
VMX12 V-Max	85-07	—	—	14-1818	—
XVS13CA Stryker	2011	—	—	14-6059	—
XVS13A/C V-Star	07-11	—	—	14-6059	—
XVS1300 V-Star	07-13	—	—	14-6059	—

<b>YAMAHA ATV</b>					
Application	Year	Intake Valve	Exhaust Valve	Valve Stem Seal	Valve Keeper
YFM80N~G Moto-4	85-95	14-6256	14-6264	—	—
YFM80H~N/NC Badger	96-01	14-6256	14-6264	—	—
YFM100T/U/W/A/B	87-91	14-6256	14-6264	—	—
YFM200 Moto-4	85-89	14-4060	14-4064	14-6059	—
YTM200 Tri-Moto	83-85	14-4060	14-4064	14-6059	—
YFM225S/T/U Moto-4	86-88	14-4060	14-4064	14-6059	—
YTM225DRN/S Tri-Moto	83-86	14-4060	14-4064	14-6059	—
YFU1W/TW Prohauer	1989	14-4060	14-4064	14-6059	—
YFB250 Timberwolf	92-00	14-4060	14-4064	14-6059	—
YFM25B Bruin 2WD	05-06	—	—	14-6059	—
YFM25B Big Bear 2WD	07-09	—	—	14-6059	—

SHOP EQUIP & TOOLS

HARD PARTS

CARB & FUEL

IGNITION/ELECTRICAL

CONTROL

SUSPENSION

ACCESSORIES

# ENGINE VALVES, VALVE STEM SEALS & KEEPERS

SHOP EQUIP & TOOLS

HARD PARTS

CARB & FUEL

IGNITION/ELECTRICAL

CONTROL

SUSPENSION

ACCESSORIES

YAMAHA ATV					
Application	Year	Intake Valve	Exhaust Valve	Valve Stem Seal	Valve Keeper
YFM25R Raptor 250	08-11	—	—	14-6059	—
YFM250X Beartracker	07-09	—	—	14-6059	—
YFB250D~J Timberwolf	92-94	14-4060	14-4064	14-6059	—
YFB250FWF~FWM	94-00	14-4060	14-4064	14-6059	—
YFB250 Timberwolf	96-97	14-4060	14-4064	14-6059	—
YFB250U Timberwolf	98-00	14-4060	14-4064	14-6059	—
YFM250B Bruin	05-06	—	—	14-6059	—
YFM250W/A/B Moto-4	89-91	14-4060	14-4064	14-6059	—
YFM250W Moto-4	1998	—	—	14-6059	—
YFM250X Beartracker	99-04	14-4060	14-4064	14-6059	—
YFM250 Big Bear	07-09	—	—	14-6059	—
YFM250 Raptor	08-11	—	—	14-6059	—
YFM350ER Moto-4	87-95	—	—	14-6057	—
YFM35 Bruin 2WD	04-06	—	14-6154	14-6057	—
YFM35F Bruin 4WD	04-06	14-6145	14-6154	14-6057	—
YFM35FG Grizzly	07-11	14-6145	14-6154	14-6057	—
YFM35X Wolverine 2WD	06-09	—	—	14-6057	—
YFM350FW Big Bear 4WD	87-99	—	—	14-6057	—
YFM350FX Wolverine	95-10	14-6145	14-6154	14-6057	—
YFM350R Raptor 350	04-11	14-6145	14-6154	14-6057	—
YFM350U Big Bear 2WD	96-99	—	—	14-6057	—
YFM350X Warrior	87-04	14-6154	14-6154	14-6057	—
YFM350ERT~ERA Moto-4	87-90	—	—	14-6057	—
YFM350 Moto-4	92-95	—	—	14-6057	—
YFM350F BigBear	87-99	—	—	14-6057	—
YFM35 Bruin.	04-06	14-6145	14-6154	14-6057	—
YFM350FG Grizzly.	07-11	14-6145	14-6154	14-6057	—
YFM350 Wolverine.	95-08	14-6145	14-6154	14-6057	—
YFM35 Raptor.	04-11	14-6145	14-6154	14-6057	—
YFM350XT~XR Warrior	87-04	14-6145	14-6154	14-6057	—
YFP350P Terrapro	1988	—	—	14-6057	—
YFM400FG Grizzly	2000	14-6145	14-6154	14-6057	—
YFM400FG Grizzly	07-08	—	—	14-6057	—
YFM400F YFM4F Kodiak	02-06	—	—	14-6057	—
YFM400F/A Kodiak	93-01	14-6145	14-6154	14-6057	—
YFM400 YFM4F Kodiak	02-06	—	—	14-6057	—
YFM400F/S Big Bear	00-11	14-6145	14-6154	14-6057	—
YFM400 Big Bear 2WD	00-04	14-6145	14-6154	14-6057	—
YFM400A Kodiak 2WD	00-02	14-6145	14-6154	14-6057	—
YFM400A Kodiak 2WD	03-04	—	—	14-6057	—
YFM400FA Kodiak 4WD	93-02	14-6145	14-6154	14-6057	—
YFM400FA Kodiak 4WD	03-06	—	—	14-6057	—
YFM400FM Big Bear 4WD	99-11	14-6145	14-6154	14-6057	—
YFM45FX Wolverine	06-08	—	—	14-6057	—
YFM45FA Kodiak 4WD	03-06	—	—	14-6057	—
YXR45F Rhino 450	06-09	—	—	14-6057	—
FM450FG Grizzly	07-11	—	—	14-6057	—
YFM450F YFM4F Kodiak	03-06	—	—	14-6057	—
YFM450 Wolverine.	06-10	—	—	14-6057	—
YFZ450LES YFZ450F	2004	—	—	14-5447-In	—
YFZ450R	09-11	—	—	14-5447-In	—
YFZ450S YFZ450	04-09	—	—	14-5447-In	—
YFZ450W	2007	—	—	14-5447-In	—
YFZ450X	08-11	—	—	14-5447-In	—
YXR45F Rhino	06-09	—	—	14-6057	—
YFM500F Grizzly	09-11	—	—	14-6059	—
YFM5FG Grizzly 550	09-11	—	—	14-6059	—
YFM600F Grizzly	98-01	—	—	14-6057	—
YFM660F Grizzly	02-08	—	—	14-6059	—
YFM660R Raptor	01-05	—	—	14-6059	—
YXR660F YXR66F Rhino	04-07	—	—	14-6059	—
YFM7FG Grizzly	07-11	—	—	14-6059	—
YFM7FG Grizzly 700	07-11	—	—	14-6059	—
YFM70R Raptor 700	06-11	—	—	14-6059	—
YXR7F Rhino 700	08-11	—	—	14-6059	—
YXR70F YXR7F Rhino	08-11	—	—	14-6059	—
YFM700R 70R 7R Raptor	06-11	—	—	14-6059	—

YAMAHA Dual Sport/Offroad					
Application	Year	Intake Valve	Exhaust Valve	Valve Stem Seal	Valve Keeper
TT-R90/E Offroad	01-07	—	—	14-5443	—
TT-R90R	2003	—	—	14-5447	—
DT125A/B	74-75	—	—	14-6057	—
XT125J/K/KC Dual Sport	82-83	—	—	14-6059	—
BW200 Big wheel	85-88	14-4060	14-4064	14-6059	—
TW200 Trailway	87-04	14-4060	14-4064	14-6059	—
TW200 Trailway	05-11	—	—	14-6059	—
XT200J/K/KC Dual Sport	82-83	14-4060	14-4064	14-6059	—
TT225S/T	86-87	14-4060	14-4064	14-6059	—
TT-R225	99-04	14-4060	14-4064	14-6059	—
XT225 Serow	92-00	14-4060	14-4064	14-6059	—
XT225	01-07	14-4060	14-4064	14-6059	—
TTR230	05-11	—	—	14-6059	—
TT250G/H/J	80-82	—	—	14-6057	—
WR250F	01-11	—	—	14-6390-In	—In
				14-5447-Ex	—Ex
XT250G/H/J/K/KC Dual	80-83	—	—	14-6057	—
XT250L/LC Dual Sport	1984	—	—	14-1818	—
XT250	08-11	—	—	14-6059	—
YZ250F	01-11	—	—	14-6390-In	—In
				14-5447-Ex	—Ex
BW350T/U Bigwheel	87-88	—	—	14-6057	—
TT350S/T	86-87	—	—	14-1818	—
XT350N~MC Dual	85-00	—	—	14-1818	—
WR400FK/FL/FM	98-00	—	—	14-5447-In	—In
YZ400FK/FL	98-99	—	—	14-5447-In	—In
WR426FN/FP	01-02	—	—	14-5447-In	—In
YZ426FM/FN/FP	00-02	—	—	14-5447-In	—In
WR450F	03-11	—	—	14-5447-In	—In
YZ450F	03-11	—	—	14-5447-In	—In
YZ450FA/FZ	10-11	—	—	14-1818	—
XT550J/K Dual Sport	82-83	—	—	14-6057	—
TT600K/L/N/S	83-86	—	—	14-6057	—
XT600L/LC~EG/EGC	84-95	—	—	14-6057	—

YAMAHA Water Sports/Snow Mobile					
Application	Year	Intake Valve	Exhaust Valve	Valve Stem Seal	Valve Keeper
PZ50 Phazer/Venture Lite	07-11	—	—	14-6390	—
FX10 FX1000 (all)	02-08	—	—	14-6390-In	—In
				14-5447-Ex	—Ex
RX10J/K/H/G/L/R (all)	03-10	—	—	14-6390-In	—In
				14-5447-Ex	—Ex
RXW10J/K (all)	06-10	—	—	14-6390-In	—In
				14-5447-Ex	—Ex
SRT1000 (all)	03-06	—	—	14-6390-In	—In
				14-5447-Ex	—Ex
FRT1100 (all)	06-11	—	—	14-6390-In	—In
				14-5447-Ex	—Ex
FX1100 (all)	04-08	—	—	14-6390-In	—In
				14-5447-Ex	—Ex
SRT1100 (all)	05-06	—	—	14-6390-In	—In
				14-5447-Ex	—Ex
SXT1100 (all)	05-09	—	—	14-6390-In	—In
				14-5447-Ex	—Ex
VX1100 (all)	05-11	—	—	14-6390-In	—In
				14-5447-Ex	—Ex
FX1800 Waverunner	08-11	—	—	14-1818	—
FY1800 Waverunner	09-11	—	—	14-1818	—
GX1800 Waverunner	09-11	—	—	14-1818	—
SXT1800 (all)	10-11	—	—	14-1818	—

**Toll Free: 800-727-6767**  
**FAX: 408-727-4842**  
[www.klsupply.com](http://www.klsupply.com)



15-2435

15-2444

**KAWASAKI TACH SEAL KIT**

Made in Japan. 4 pc. Tach Seal Kit contains the following parts:

- 15-2435 Kawasaki Tach Seal Kit
- 15-2444 92050-075 Seal only pk/10

92055-1149	O-ring, Tach
92050-075	Tach Oil Seal
92065-103	Tach Gasket
92087-010	Tach Guide
KZ550A/C	80-81
KZ650B/C/D/E/F/H	77-81
KZ750E1/E2	80-81
KZ750H1/H2 LTD	80-81
KZ900A/B /Ltd	76-77
KZ1000 (all)1015cc motors	77-78
KZ1300A/B	79-82

**VALVE STEM SEAL INSTALLERS**

Designed for the installation of Valve Stem Seals on modern Shim Under Bucket 4-stroke Street, ATV and Dirtbike heads. These tools can hold up to 4 Valve Stem Seals and load them onto the valve guides in under 15 seconds. Sold each.



- 35-2707 Valve Stem Seal Installer Set of 4
- 35-2771 Valve Stem Seal Installers (4.0)
- 35-2773 Valve Stem Seal Installer (4.5)
- 35-2776 Valve Stem Seal Installer (5.0)
- 35-2778 Valve Stem Seal Installer (5.0 Hayabusa)



**PERSONAL WATERCRAFT CONNECTING ROD KITS**

These high quality Japanese made precision kits include connecting rod, lower end bearing, crank pin, thrust washers and piston pin bearing. *Made in Japan.*

**KAWASAKI**

- 11-8833 JS300A1/A2/A3/A4/A5 300SX 87-91
- JS300B1/B2/B3 86-88

**SEADOO**

- Rotax 720cc two cylinder motors
- 11-8814 (PTO short) short pin 53.00mm
- 11-8816 (Mag long) long pin 54.90mm
- 5880 HX-750 & 5857 XP-750 95-98

**PRO-X PISTON KITS**

Piston Kits are OEM equivalent and include piston, rings, piston pin and circlips. Standard A, B, C, D sizes available as indicated to renew factory piston to cylinder clearances. *Made in Japan.*



**HONDA Offroad**

Application	Year	Size	mm	Piston Kit A, B, C, D sizes
CR125R	92-03	Std B	53.95mm	11-7001

**KAWASAKI Offroad**

KX60A/B	83-03	Std B	42.97mm	11-7081
KX250J/K/L/M	92-04	Std B	66.35mm	11-7043
		Std D	66.37mm	11-7045

**SUZUKI Offroad**

RM60K3	2003	Std B	42.97mm	11-7081
--------	------	-------	---------	---------

**YAMAHA ATV**

YFM350 Warrior	87-00	.010	83.25mm	11-4595
----------------	-------	------	---------	---------

**MOTION PRO PISTON PIN REMOVAL TOOL**



This high quality shop tool removes 12mm-25mm pins from 40mm-100mm pistons.

- 35-5961 Motion Pro Piston Pin Removal Tool

**PISTON BASE HOLDERS**

- Sold each.
- 35-9810 3/16" thick x 5-1/4" length
- 35-9811 1/2" thick x 6-3/4" length



SHOP EQUIP & TOOLS

HARD PARTS

CARB & FUEL

IGNITION/ELECTRICAL

CONTROL

SUSPENSION

ACCESSORIES

SHOP EQUIP & TOOLS

HARD PARTS

CARB & FUEL

IGNITION/ELECTRICAL

CONTROL

SUSPENSION

ACCESSORIES

## PISTONS (STD)

11-5891



Made in Japan. Pistons sold each.

HONDA	OEM P/N	Application	Year
11-7107	13310-GC4-610 (C)	CR80R	86-00

### YAMAHA

11-5891	4JY-11631-02-A0 (A)	YZ125	94-97
11-7104	4JY-11631-02-B0 (B)	YZ125	94-97

## PISTON PIN (SMALL END) BEARINGS



Made in Japan. Sold each.

HONDA	OEM P/N	I.D. x O.D. x Length	Application	Year
11-2859	91102-GC4-601	14 x 18 x 15.9mm	CR80R	81-99

### YAMAHA

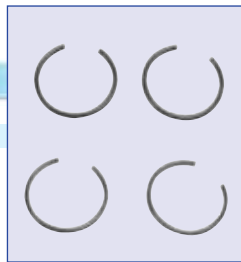
11-5850	93310-6H6-00	16 x 21 x 23mm	YZF350	87-06
11-0312	93310-216L2-00	16 x 20 x 19.5mm	YZ125	74-96

## PISTON PIN CIRCLIPS

Made in Japan. Piston Pin circlips sold pk/2.

### YAMAHA

11-5881	93450-17129			
	YZ125	94-97		



## PISTON RINGS (STD) for OFFROAD

Made in Japan. Sold each and sets.

### YAMAHA

11-5890	4JY-11611-00-00	YZ125	94-01
---------	-----------------	-------	-------



## PISTON RINGS for STREET

Made in Japan by TP (Teikou) & NPR to OEM specifications. Each set contains rings for one piston. Std sizes only.

### HONDA


11-5005	13011-300-024	STD
CB750 (SOHC K Models, Not "F" Supersport)		71-76
11-5010	13011-425-004	STD
CB750 (DOHC) K/C "Custom" / F "Supersport"		79-83
11-2877	13011-438-004	STD
CB900 (DOHC) C "Custom" / F "Supersport"		80-82
CBX (1000)		79-82

### KAWASAKI

11-2982	13008-5012	STD
KZ250D1 / D2 LTD & CSR		80-81
KZ250G1		1982
KZ250L1 CSR		1982
11-2980	13008-5005	STD
Z1 / A / B-900		73-75
KZ900A4 / A5		76-77
KZ900B1 LTD		1976
11-2982	13008-5012	STD
KZ1000A1 / A2		77-78
KZ1000A3 / A4 MKII		79-80
KZ1000B1 ~ B4 LTD		77-80
KZ1000C1 ~ C4 Police		78-81
KZ1000D1 Z1R		1978
KZ1000D3 Z1R		1980
KZ1000E1 / E2 Shaft ST		79-80
KZ1000G1 LTD Classic		1980
11-2972	13008-5035	STD
KZ1000J1 / J2 / J3		81-83
KZ1000K1 / K2 LTD		81-82
KZ1000M1 / M2 CSR		81-82
KZ1000P1 Police		1982
KZ1000R1 Replica		1982
11-2984	13008-5037	STD
KZ1100A1 / A2 / A3 Shaft		81-83
KZ1100B1 / B2 GPz		81-82
KZ1100D1 / D2 Spectre		82-83

## PISTON PINS

Made in Japan. Sold each.



### HONDA

P/N	OEM P/N	O.D. x Length	Application	Year
11-5856	13111-GC4-600	14 x 39mm	CR80R	86-02
			CR85R	03-07

### YAMAHA

11-5889	4PE-11633-00-00	16 x 44.55mm	YZ125	94-98
---------	-----------------	--------------	-------	-------

**CAM CHAINS**

High quality Cam Chains that are **Made in Japan** for K&L Supply. Cam Chains listed are sold each and do not include Master Link. Master Links are sold **EACH** and in **pk/10**. **Important Note:** all Cam Chains listed are endless. **Master Links listed fit K&L CAM CHAINS ONLY.**

Cam Chain Description	Cam Chain	Master Link-EA	Master Link-PK10
25H x 86	12-8086	12-1200	12-0199
25H x 88	12-8088	12-1200	12-0199
25S x 90	12-0445	12-1200	12-0199
25H x 98	12-8110	12-1200	12-0199
25H x 100	12-8100	12-1200	12-0199
25H x 104	78-8770	12-1200	12-0199
BF05M x 90	12-0368	12-0361	12-0351
BF05M x 92L	12-0377	12-0361	12-0351
BF05M x 106	12-0431	12-0361	12-0351
BF05M x 118	12-7249	12-0361	12-0351
BF05M x 122	12-0419	12-0361	12-0351
BF05T x 90	12-0363	12-0360	12-0350
BF05T x 118	12-4977	12-0360	12-0350
219H x 88	12-8089	12-1217	12-8073
219H x 94	12-8094	12-1217	12-8073
219H x 106	12-8095	12-1217	12-8073
219FTH x 110L	12-0421	—	—
219H x 120	12-8097	12-1217	12-8073
219H x 122	12-8098	12-1217	12-8073
219H x 124	12-8099	12-1217	12-8073
219H x 128	12-8103	12-1217	12-8073
81RH2515 x 114	12-7228	—	—
81RH2515 x 118	12-7215	—	—
82RH2010 x 102	12-0427	12-0367	12-0352
82RH2010 x 108	12-0423	12-0367	12-0352
82RH2010 x 110	12-0406	12-0367	12-0352
82RH2010 x 112	12-0495	12-0367	12-0352
82RH2010 x 118	12-0399	12-0367	12-0352
82RH2010 x 124	12-7186	12-0367	12-0352
82RH2010 x 128	12-7190	12-0367	12-0352
82RH2010 x 136	12-0378	12-0367	12-0352
82RH2010 x 142	12-7240	12-0367	12-0352
82RH2010 x 144	12-7233	12-0367	12-0352
82RH2010 x 158	12-0412	12-0367	12-0352
82RH2015 x 82 cam to cam	12-0428	12-0409	12-0353
82RH2015 x 102	12-0390	12-0409	12-0353
82RH2015 x 104	12-0394	12-0409	12-0353
82RH2015 x 108	12-0395	12-0409	12-0353
82RH2015 x 110	12-8116	12-0409	12-0353
82RH2015 x 112	12-0401	12-0409	12-0353
82RH2015 x 114	12-0379	12-0409	12-0353
82RH2015 x 118	12-0400	12-0409	12-0353
82RH2015 x 120	12-8132	12-0409	12-0353
82RH2015 x 124	12-8136	12-0409	12-0353
82RH2015 x 126	12-8137	12-0409	12-0353
82RH2015 x 128	12-8141	12-0409	12-0353
82RH2015 x 130	12-7239	12-0409	12-0353
82RH2015 x 132	12-0425	12-0409	12-0353
82RH2015 x 136	12-0369	12-0409	12-0353
82RH2015 x 144	12-0437	12-0409	12-0353



Cam Chain Description	Cam Chain	Master Link-EA	Master Link-PK10
82RH2015 x 148	12-8138	12-0409	12-0353
82RH2015 x 150	12-0408	12-0409	12-0353
82RH2015 x 152	12-0370	12-0409	12-0353
82RH2015 x 154	12-8142	12-0409	12-0353
82RH2015 x 156	12-0407	12-0409	12-0353
82RH2015 x 174	12-0417	12-0409	12-0353
92RH2010 x 128	12-7210	12-0413	12-0362
92RH2010 x 92	12-7238	12-0413	12-0362
92RH2010 x 114	12-7170	12-0413	12-0362
92RH2010 x 118	12-7193	12-0413	12-0362
92RH2010 x 122	12-7194	12-0413	12-0362
92RH2010 x 124	—	12-0413	12-0362
92RH2010 x 144	12-7230	12-0413	12-0362
92RH2015 x 92	12-0418	12-0415	12-0365
92RH2015 x 98	12-7247	12-0415	12-0365
92RH2015 x 104	12-7165	12-0415	12-0365
92RH2015 x 112	12-7169	12-0415	12-0365
92RH2015 x 116	12-0429	12-0415	12-0365
92RH2015 x 120	12-7237	12-0415	12-0365
92RH2015 x 122	12-0424	12-0415	12-0365
92RH2015 x 124	12-7195	12-0415	12-0365
92RH2015 x 126	12-7196	12-0415	12-0365
92RH2015 x 130	12-7199	12-0415	12-0365
92RH2015 x 132	12-7229	12-0415	12-0365
92RH2015 x 134	12-7222	12-0415	12-0365
92RH2015 x 136	12-7250	12-0415	12-0365
92RH2015 x 148	12-7207	12-0415	12-0365
92RH2015 x 174	12-7212	12-0415	12-0365
92RH2020 x 152	12-7198	—	—
98XRH2010 x 118	12-7180	—	—
98XRH2010 x 116	12-7211	—	—
98XRH2010 x 124	12-7178	—	—
98XRH2015 x 124	12-7227	—	—
98XRH2020 x 122	12-7251	—	—

**APPLICATIONS**

HONDA Street Application	Year	Cam Chain	Master Link-EA	Master Link-PK10
CB100	70-75	12-8100	12-1200	12-0199
NSF100	2006	12-0445	12-1200	12-0199
CB125	73-85	12-8100	12-1200	12-0199
CA72 Dream Touring	60-66	12-8094	12-1217	12-8073
CB/CL72 250	61-66	12-8094	12-1217	12-8073
CA/CB/CL77 305	60-69	12-8094	12-1217	12-8073
CB/CL/SL350	68-73	12-8094	12-1217	12-8073
XL350R	84-85	12-0395	12-0409	12-0353
CB400 Twins (all)	78-81	12-8116	12-0409	12-0353

HONDA Street Application	Year	Cam Chain	Master Link-EA	Master Link-PK10
CB450 Super Sport	65-68	12-8103	12-1217	12-8073
CB450K1-K7 Super Sport 450	68-74	12-8103	12-1217	12-8073
CL450K1-K6 Scrambler	68-74	12-8103	12-1217	12-8073
CB/CM450 Twins (all)	82-87	12-8116	12-0409	12-0353
CB500K/K1/K2	71-73	12-8089	12-1217	12-8073
CB500T (DOHC Twin)	75-76	12-8103	12-1217	12-8073
FT500 Ascot	82-83	12-8132	12-0409	12-0353
GB500	89-90	12-0399	12-0367	12-0352
CB550K	74-77	12-8089	12-1217	12-8073

SHOP EQUIP & TOOLS

HARD PARTS

CARB & FUEL

IGNITION/ELECTRICAL

CONTROL

SUSPENSION

ACCESSORIES





## HONDA Dual Sport/Offroad Application

Application	Year	Cam Chain	Master Link-EA	Master Link-Pk/10
XR600R	85-87	12-0400	12-0409	12-0353
XR600R	89-00	12-0399	12-0367	12-0352
NX650	88-89	12-0399	12-0367	12-0352
XR650L	93-12	12-0399	12-0367	12-0352
XR650R	00-07	12-7194	12-0413	12-0362



## KAWASAKI Street


AN110C	00-02	12-8088	12-1200	12-0199
KZ200A1/ A2	78-79	12-0363	12-0360	12-0350
EX250 Ninja	86-07	12-7186	12-0367	12-0352
KL250A1/ A2/ A3/ A4/ A5 Dual	78-82	12-0363	12-0360	12-0350
KL250C1/ C2 Dual Sport	83-84	12-0363	12-0360	12-0350
KZ250D1/ D2 LTD & CSR	80-81	12-0363	12-0360	12-0350
KZ250G1	1982	12-0363	12-0360	12-0350
KZ250L1 CSR	1982	12-0363	12-0360	12-0350
KZ250W1 LTD	1983	12-0363	12-0360	12-0350
KZ440 Twins (all)	80-83	12-0379	12-0409	12-0353
EN450A1~A6 LTD 454	85-90	12-8138	12-0409	12-0353
EN500A1~A8 Vulcan	90-97	12-8138	12-0409	12-0353
EN500C1~C10 Vulcan 500 LTD	96-09	12-8138	12-0409	12-0353
EX500 Ninja 500R	87-09	12-8138	12-0409	12-0353
ZL600A1/ A2 Eliminator	86-87	12-0378	12-0367	12-0352
ZL600B2/ B3 Eliminator 600	96-97	12-0378	12-0367	12-0352
ZX600 Ninja 600R/ RX	85-97	12-0378	12-0367	12-0352
ZX600 Ninja ZX-6R ZZR600	95-08	12-0424	12-0415	12-0365
ZX600D/ E Ninja ZX-6 ZZR600	90-05	12-0425	12-0409	12-0353
ZX600G/ J ZX-6R	98-03	12-7211	—	—
ZX600J ZZR600	05-08	12-7211	—	—
ZX600K/ M/ N ZX-6RR	03-06	12-7211	—	—
ZX600P/ R ZX-6R	07-12	12-7211	—	—
ZX636B1/ B2/ C1	03-06	12-7211	—	—
KZ650B/ C/ D/ E/ F	77-80	12-4977	12-0360	12-0350
KZ650H1/ H2/ H3 CSR	81-83	12-0408	12-0409	12-0353
KZ700A1	1984	12-0408	12-0409	12-0353
ZN700A1/ A2 LTD	84-85	12-0408	12-0409	12-0353
KZ750E1/ E2/ E3	80-82	12-0408	12-0409	12-0353
KZ750F1 LTD	1983	12-0408	12-0409	12-0353
KZ750H1/ H2/ H3/ H4 LTD	80-83	12-0408	12-0409	12-0353
KZ750L3	1983	12-0408	12-0409	12-0353
KZ750N1/ N2 Spectre	82-83	12-0408	12-0409	12-0353
KZ750R1 GPz	1982	12-0408	12-0409	12-0353
ZR750C1/ C2/ C3 Zephyr	91-93	12-0408	12-0409	12-0353
VN750 Vulcan	86-05	12-0428	12-0409	12-0353
ZR750F2 ZR-7	2000	12-0408	12-0409	12-0353
ZR750H1/ H2/ H3 ZR-7S	01-03	12-0408	12-0409	12-0353
ZR750 Z750	05-10	12-7196	12-0415	12-0365
ZR750K/ L Z750	05-10	12-7196	12-0415	12-0365
ZX750A1/ A2/ A3 GPz	83-85	12-0408	12-0409	12-0353
ZX750E1/ E2 GPz Turbo	84-85	12-0408	12-0409	12-0353
ZX750J1/ J2 Ninja ZX-7	91-92	12-7196	12-0415	12-0365
VN800A/ B/ C/ E Vulcan	95-06	—	12-0413	12-0362
Z1/ Z1A/ Z1B-900	73-75	12-8098	12-1217	12-8073
KZ900A4/ A5	76-77	12-8098	12-1217	12-8073
KZ900B1 LTD	1976	12-8098	12-1217	12-8073

## KAWASAKI Street Application

Application	Year	Cam Chain	Master Link-EA	Master Link-PK10
VN900B/ D Vulcan Classic/ Lt	06-12	—	12-0413	12-0362
VN900C Vulcan Custom	07-12	—	12-0413	12-0362
ZL900 Eliminator	85-86	12-7215	—	—
ZX900A Ninja	84-86	12-7215	—	—
ZX900B Ninja ZX-9R	94-97	12-7222	12-0415	12-0365
ZX900C/ E/ F Ninja ZX-9R	98-03	12-7196	12-0415	12-0365
KZ1000A1/ A2/ A2A	77-78	12-8098	12-1217	12-8073
KZ1000A3/ A3A/ A4 MKII	79-80	12-8099	12-1217	12-8073
KZ1000B LTD	77-80	12-8098	12-1217	12-8073
KZ1000C Police	78-81	12-8098	12-1217	12-8073
KZ1000D1/ D3 Z1R	78/ 80	12-8098	12-1217	12-8073
KZ1000E1/ E2 Shaft ST	79-80	12-8099	12-1217	12-8073
KZ1000G1 LTD Classic	1980	12-8099	12-1217	12-8073
KZ1000J/ K (Ltd)/ M (CSR)	81-83	12-0370	12-0409	12-0353
KZ1000P Police	82-05	12-0370	12-0409	12-0353
KZ1000R1/ R2 Replica	82-83	12-0370	12-0409	12-0353
ZG1000 Concours	86-06	12-7215	—	—
ZR1000A/ B/ D Z1000	03-11	12-7196	12-0415	12-0365
ZL1000 Eliminator	1987	12-7215	—	—
ZX1000A Ninja 1000R	86-87	12-7215	—	—
ZX1000B/ C Ninja ZX-10R	04-10	12-7227	—	—
ZX1000B ZX-10	88-90	12-7228	—	—
ZX1000C/ D/ E/ F ZX-10R	04-10	12-7227	—	—
KZ1100A1/ A2/ A3 Shaft	81-83	12-0370	12-0409	12-0353
KZ1100B1/ B2 GPz	81-82	12-0370	12-0409	12-0353
KZ1100D1/ D2 Spectre	82-83	12-0370	12-0409	12-0353
KZ1100L1 LTD	1983	12-0370	12-0409	12-0353
ZN1100B1/ B2 LTD	84-85	12-0370	12-0409	12-0353
ZX1100A1/ A2 GPz	83-84	12-0370	12-0409	12-0353
ZX1100C/ D ZX-11	90-01	12-7228	—	—
ZX1100 GPz	95-97	12-7228	—	—
ZR1200A	04-05	12-7228	—	—
ZR1200C ZZR	02-05	12-7228	—	—
ZX1200A/ B ZX-12R	00-05	12-7229	12-0415	12-0365
VN1500A1-A12**Vulcan	87-98	12-7233	12-0367	12-0352
<b>**A10-12 models with ID# VNT50AE051639 and lower use 12-7233</b>				
VN1500A10-A12**	96-98	12-7230	12-0413	12-0362
<b>**A10-12 models with ID# VNT50AE051640 and higher use 12-7230</b>				
VN1500A13 Vulcan	1999	12-7230	12-0413	12-0362
VN1500B1-B3 Vulcan 88 SE	87-89	12-7233	12-0367	12-0352
VN1500C3-C4 Vulcan L	96-97	12-7233	12-0367	12-0352
VN1500D/ E/ N/ T Vulcan Classic	96-08	12-7230	12-0413	12-0362
VN1500G1-G3 Vulcan Nomad	99-01	12-7230	12-0413	12-0362
VN1500N1-N3 Vulcan Classic FI	00-02	12-7230	12-0413	12-0362
VN1500J1-J2 Vulcan Drifter	99-00	12-7230	12-0413	12-0362
VN1500L1-L5 Vulcan Nomad FI	00-04	12-7230	12-0413	12-0362
VN1500P1-P2 Vulcan Mean Streak	02-03	12-7230	12-0413	12-0362
VN1500R1-R5 Vulcan Drifter	01-05	12-7230	12-0413	12-0362
VN1600A Vulcan Classic	03-08	12-7230	12-0413	12-0362
VN1600B Vulcan Mean Streak	04-08	12-7230	12-0413	12-0362
VN1600D Vulcan Nomad	05-08	12-7230	12-0413	12-0362

## CAM CHAIN TENSIONER PUSH ROD KIT

Made in Japan



12-8909

### 12-8909 Cam chain tensioner pushrod kit

Seven piece kit contains the following parts:

220C0508 Screw / 670B2021 O-Ring 21mm / 92081-1984 Spring  
13116-1138 Push Rod / 92027-1240 Collar / 14020-1054 Bearing  
92144-1274 Spring

### Applications:

EL250E1/ E2/ E3 250HS Eliminator 91-94  
EX250F2/ F3/ F4 & F6-F19 Ninja 250R 88-07

SHOP EQUIP & TOOLS

HARD PARTS

CARB & FUEL

IGNITION/ELECTRICAL

CONTROL

SUSPENSION

ACCESSORIES

<b>KAWASAKI ATV</b>				
Application	Year	Cam Chain	Master Link-EA	Master Link-Pk/10
KLF110A/B Mojave	87-88	12-8088	12-1200	12-0199
KLT110A1/A2/A3	84-86	12-8088	12-1200	12-0199
KLT200A/B/C	81-84	12-0363	12-0360	12-0350
KLT250A1/A2	82-83	12-0363	12-0360	12-0350
KLT250C1/C2/C3 Prairie	83-85	12-0363	12-0360	12-0350
KLT250P1 Police	1984	12-0363	12-0360	12-0350
KSF250A1~A18 Mojave 250	87-04	12-0412	12-0367	12-0352
KEF300A1~A6 Lakota 300	95-00	12-0363	12-0360	12-0350
KEF300B1/B2 Lakota Sport	01-03	12-0363	12-0360	12-0350
KLF300 Bayou (all)	86-05	12-0363	12-0360	12-0350
KVF300 Prairie (all)	99-02	12-0363	12-0360	12-0350
KVF360 Prairie 360 (all)	03-12	12-0399	12-0367	12-0352
KLF400B1~B7 Bayou 4x4	93-99	12-0399	12-0367	12-0352
KVF400 Prairie (all)	97-02	12-0399	12-0367	12-0352

<b>KAWASAKI Dual Sport/Offroad</b>				
Application	Year	Cam Chain	Master Link-EA	Master Link-Pk/10
KLX125/L	03-06	12-8110	12-1200	12-0199
KL250A1-A5	78-82	12-0363	12-0360	12-0350
KL250C1/C2	83-84	12-0363	12-0360	12-0350
KL250D2-D22 KLR250	85-05	12-0412	12-0367	12-0352
KLX250A1/A2 Offroad	79-80	12-0363	12-0360	12-0350
KX250F Four-Stroke Offroad	04-12	12-7170	12-0413	12-0362
KLX250H/T KLX250S Dual Sport	06-12	12-7210	12-0413	12-0362
KLX250W KLX250SF Supermoto	09-10	12-7210	12-0413	12-0362
KLX250F/W Offroad	06-10	12-7210	12-0413	12-0362
KLX300A Offroad	97-07	12-7210	12-0413	12-0362
KLX450R	08-12	12-7178	—	—
KX450F Four-Stroke Offroad	06-08	12-7178	—	—
KL650A KLR650	87-07	12-7212	12-0415	12-0365
KL650B Tengai KLR650	90-95	12-7212	12-0415	12-0365
KL650E KLR650	08-12	12-7212	12-0415	12-0365
KL650A1-A9 KLR650	87-12	12-7212	12-0415	12-0365
KL650B2/B3 Tengai KLR650	90-95	12-7212	12-0415	12-0365

<b>SUZUKI Street</b>				
Application	Year	Cam Chain	Master Link-EA	Master Link-Pk/10
SP100D Dual Sport	1983	12-8110	12-1200	12-0199
DR125SER/SES/SET Dual Sport	94-96	12-8110	12-1200	12-0199
GN125E	91-97	12-8110	12-1200	12-0199
GN125Z/D	82-83	12-8110	12-1200	12-0199
GN125EM/EN/EP/ER/ES	91-95	12-8110	12-1200	12-0199
SP125Z/D Dual Sport	82-83	12-8110	12-1200	12-0199
SP125G/H/J Dual Sport	86-88	12-8110	12-1200	12-0199
GZ250	99-09	12-0401	12-0409	12-0353
GN250Z/D	82-83	12-0401	12-0409	12-0353
GN250F	1985	12-0401	12-0409	12-0353
GN250J	1988	12-0401	12-0409	12-0353
GZ250X/Y/K1/K2	99-02	12-0401	12-0409	12-0353
SP250Z/D Dual Sport	82-83	12-0401	12-0409	12-0353
SP250F Dual Sport	1985	12-0401	12-0409	12-0353
AN400 AN400S	03-06	12-0423	12-0367	12-0352
AN400 Burgman	07-12	12-0378	12-0367	12-0352
AN400/S Burgman (Scooter)	03-06	12-0423	12-0367	12-0352
AN400/A/Z Burgman (Scooter)	07-12	12-0378	12-0367	12-0352
DR-Z400S Dual Sport	00-12	12-7190	12-0367	12-0352
DR-Z400SM Supermoto	05-09	12-7190	12-0367	12-0352
GS400B/XB/C/XC	77-78	12-8097	12-1217	12-8073
GS425N/EN/LN	1979	12-8097	12-1217	12-8073
GS450 Twins (all)	80-88	12-8097	12-1217	12-8073
SP500X/Z/D Dual Sport	81-83	12-8136	12-0409	12-0353
GS500/E/F	89-09	12-8097	12-1217	12-8073
GSF600S Bandit	95-03	12-0437	12-0409	12-0353
GSX600F Katana	97-06	12-0437	12-0409	12-0353
GSX-R600W	92-23	12-0421	—	—
GSX-R600WP	92-93	12-0421	—	—
GSX-R600V/W/X/Y	97-00	12-8141	12-0409	12-0353
GSX-R600	01-11	12-8132	12-0409	12-0353
SP600F Dual Sport	1985	12-8136	12-0409	12-0353
RF600R	94-96	12-0421	—	—
RF600RT	94-96	12-0421	—	—
AN650/A Burgman	03-11	12-0378	12-0367	12-0352

<b>SUZUKI Street</b>				
Application	Year	Cam Chain	Master Link-EA	Master Link-PK10
DL650 V-Strom	04-05	12-0378	12-0367	12-0352
DL650/A V-Strom	04-12	12-0378	12-0367	12-0352
DR650S Dual Sport	90-93	12-8136	12-0409	12-0353
DR650S Dual Sport	94-95	12-8136	12-0409	12-0353
DR650S Dual Sport	96-04	12-7237	12-0415	12-0365
DR650SE Dual Sport	96-12	12-7237	12-0415	12-0365
GS650	81-83	12-8097	12-1217	12-8073
GS650MD Katana	1983	12-8097	12-1217	12-8073
LS650 Savage	86-88	12-0425	12-0409	12-0353
LS650 Savage	95-11	12-0425	12-0409	12-0353
SV650/650S/SA	99-08	12-0378	12-0367	12-0352
XN85D Turbo	1983	12-8097	12-1217	12-8073
GS700EF/ESF	1985	12-8097	12-1217	12-8073
VS700G Intruder	86-87	12-8141	12-0409	12-0353
GS750B/C/EC/N/EN	77-79	12-8097	12-1217	12-8073
GS750ET/EX/EZ	80-82	12-0419	12-0361	12-0351
GS750ED/ESD	1983	12-8097	12-1217	12-8073
GS750LN	1979	12-8097	12-1217	12-8073
GS750LT/LX	80-81	12-0419	12-0361	12-0351
GS750SD Katana	1983	12-0419	12-0361	12-0351
GS750TZ/TD	82-83	12-0419	12-0361	12-0351
GSX750F Katana	98-05	12-0437	12-0409	12-0353
GSX-R750W	93-95	12-0421	—	—
GSX-R750WS	93-95	12-0421	—	—
GSX-R750T/V/W/X	96-99	12-8141	12-0409	12-0353
GSX-R750	00-05	12-8137	12-0409	12-0353
GSX-R750	06-11	12-8132	12-0409	12-0353
VS750GLPJ/K/L/M Intruder	88-91	12-8141	12-0409	12-0353
VS800GL Intruder	92-09	12-8141	12-0409	12-0353
VS800GLN/GLP/GLR/GLS	92-95	12-8141	12-0409	12-0353
VL800 Volusia (Rear Cyl)	01-09	12-8141	12-0409	12-0353
VX800L/M/N/P	90-93	12-8141	12-0409	12-0353
VZ800 Marauder	97-04	12-8141	12-0409	12-0353
VZ800 Marauder (Rear Cyl)	05-09	12-8141	12-0409	12-0353
GS850G	79-83	12-8097	12-1217	12-8073
DL1000 V-Strom	02-12	12-7238	12-0413	12-0362
GS1000	78-81	12-8097	12-1217	12-8073
GS1000SZ Katana	1982	12-8097	12-1217	12-8073
GSX-R1000	01-12	12-7239	12-0409	12-0353
SV1000/1000S	04-07	12-7238	12-0413	12-0362
TL1000R/S	97-03	12-0418	12-0415	12-0365
GS1100ET/EX/EZ/ED/ESD	80-83	12-8097	12-1217	12-8073
GS1100GZ/GD	82-83	12-8097	12-1217	12-8073
GS1100GLZ/GLD	82-83	12-8097	12-1217	12-8073
GS1100GKZ/GK2/GKD/GKE	82-84	12-8097	12-1217	12-8073
GS1100LT	1980	12-8097	12-1217	12-8073
GS1100SD Katana	1983	12-8097	12-1217	12-8073
GSX1100GM/GN/GP Shaft	91-93	12-0408	12-0409	12-0353
GSX1100FJ/K/L/M/N/P Katana	88-93	12-0419	12-0361	12-0351
GSX-R1100G/H/J/K/L/M/N	86-92	12-0419	12-0361	12-0351
GS1150ES3/ESE/EF/ESF	83-85	12-8097	12-1217	12-8073
GS1150EF2/EG/ESG	85-86	12-8097	12-1217	12-8073
GSF1200/S Bandit	97-04	12-0408	12-0409	12-0353
GSX1300BK/BKA B-King	08-09	12-0369	12-0409	12-0353
GSX1300R Hayabusa	99-12	12-0369	12-0409	12-0353
VS1400GLP	87-09	12-7240	12-0367	12-0352
VL1500 Intruder LC	98-09	12-7240	12-0367	12-0352

<b>SUZUKI ATV</b>				
Application	Year	Cam Chain	Master Link-EA	Master Link-Pk/10
ALT/LT125D/E/F/G/H	83-87	12-8110	12-1200	12-0199
LT160EK/EL/EM/EN	89-92	12-8110	12-1200	12-0199
LT160E	89-92	12-8110	12-1200	12-0199
LT-F160M~K1	91-01	12-8110	12-1200	12-0199
LT-F160T	91-96	12-8110	12-1200	12-0199
LT-F160	93-01	12-8110	12-1200	12-0199
LT160E	03-04	12-8110	12-1200	12-0199
ALT185F/LT185E/F/G/H	84-87	12-8110	12-1200	12-0199
LT250EFF/EFG Quadrunner	85-86	12-0401	12-0409	12-0353

**SUZUKI ATV**

Application	Year	Cam Chain	Master Link-EA	Master Link-PK10
LT250SK/SL QuadSport	89-90	78-8770	12-1200	12-0199
LT-F250	88-98	78-8770	12-1200	12-0199
LT-F250F QuadRunner	99-02	78-8770	12-1200	12-0199
LT-F250 Ozark	99-09	78-8770	12-1200	12-0199
LT300EH/EJ/EK Quadrunner	87-89	12-0400	12-0409	12-0353
LT-F300FX~FK3 King Quad	99-03	12-0423	12-0367	12-0352
LT-4WD Quadrunner	87-96	78-8770	12-1200	12-0199
LT-A400F QuadSport	03-09	12-7190	———	———
LT-A400F Eiger 2 & 4WD	02-09	12-0423	12-0367	12-0352
LT-F400FZL1 QuadRunner	2011	12-0423	12-0367	12-0352
LT-F4WDV/WWD King Quad	97-98	78-8770	12-1200	12-0199
LT-F4WD King Quad	91-98	12-0423	12-0367	12-0352
LT-F4WD King Quad	03-05	12-0423	12-0367	12-0352
LT-F4WD King Quad	08-11	12-0423	12-0367	12-0352
LT-A400 Eiger Auto 2WD	02-09	12-0423	12-0367	12-0352
LT-A400F Eiger Auto 4WD	02-09	12-0423	12-0367	12-0352
LT-A400F King Quad Auto 4WD	11-12	12-0423	12-0367	12-0352
LT-F400 Eiger 2WD	02-08	12-0423	12-0367	12-0352
LT-F400F Eiger 4WD	02-09	12-0423	12-0367	12-0352
LT-F400F King Quad 4WD	11-12	12-0423	12-0367	12-0352
LT-Z400 QuadSport	03-12	12-0423	12-0367	12-0352
LT-A450X King Quad	07-09	12-7195	12-0415	12-0365
LT-A500F Quad Master	98-01	12-7195	12-0415	12-0365
LT-A500F Vinson Auto 4WD	02-07	12-7195	12-0415	12-0365
LT-A500X King Quad	09-12	12-7195	12-0415	12-0365
LT-F500F Quadrunner	98-02	12-7195	12-0415	12-0365
LT-F500F Vinson 4WD	03-07	12-7195	12-0415	12-0365

**SUZUKI Dual Sport/Offroad**

DR100D~L	83-90	12-8110	12-1200	12-0199
SP100D Dual Sport	1983	12-8110	12-1200	12-0199
DR125Z/D/E	82-84	12-8110	12-1200	12-0199
DR125G/H/J	86-88	12-8110	12-1200	12-0199
DR125SER/SES/SET Dual	94-96	12-8110	12-1200	12-0199
DR-Z125/L	03-12	12-8110	12-1200	12-0199
SP125Z/D Dual Sport	82-83	12-8110	12-1200	12-0199
SP125G/H/J Dual Sport	86-88	12-8110	12-1200	12-0199
DR250Z/D Offroad	82-83	12-0401	12-0409	12-0353
DR250F Offroad	1985	12-0401	12-0409	12-0353
DR250	90-95	12-0423	12-0367	12-0352
DR-Z250	01-07	12-7210	12-0413	12-0362
SP250Z/D/F Dual Sport	82-85	12-0401	12-0409	12-0353
DR350	90-99	12-0423	12-0367	12-0352
DR-Z400	00-11	12-7190	12-0367	12-0352
DR-Z400S Dual Sport	00-12	12-7190	12-0367	12-0352
DR-Z400SM Supermoto	05-09	12-7190	12-0367	12-0352
RM-Z450	05-11	12-7186	12-0367	12-0352
DR500X/Z/D Offroad	81-83	12-8136	12-0409	12-0353
SP500X/Z/D Dual Sport	81-83	12-8136	12-0409	12-0353
SP600F Dual Sport	1985	12-8136	12-0409	12-0353
DR650SE Dual Sport	96-12	12-7237	12-0415	12-0365
DR650SL~SES Dual Sport	90-95	12-8136	12-0409	12-0353

**YAMAHA Street**

SR185H/J	81-82	78-8770	12-1200	12-0199
TW200 Trailway	87-11	78-8770	12-1200	12-0199
TW200T/TC~M/MC Trailway	87-00	78-8770	12-1200	12-0199
XT200J/K/KC Dual Sport	82-83	78-8770	12-1200	12-0199
WR250R Dual Sport	08-11	12-7180	———	———
WR250X Supermoto	08-11	12-7180	———	———
XT225 Serrow	92-00	78-8770	12-1200	12-0199
SR250G/H/J Exciter/II	80-82	12-0368	12-0361	12-0351
SRX250T/TC	1987	12-0369	12-0409	12-0353
XS250D/E	78-82	12-0377	12-0369	12-0351
XS360	1977	12-0377	12-0369	12-0351
XS400	79-81	12-0377	12-0369	12-0351
XS400J/K Maxim	82-83	12-8098	12-1217	12-8073
XS400RJ/RK Seca	82-83	12-8098	12-1217	12-8073
SR500E/F/G/H	78-81	12-0431	12-0361	12-0351

**YAMAHA Street**

Application	Year	Cam Chain	Master Link-EA	Master Link-PK10
XV500K Virago	1983	12-0400	12-0409	12-0353
XV535 Virago	87-00	12-0400	12-0409	12-0353
XJ550H/K/R	81	12-7249	———	———
XT550J/K Dual Sport	82-83	12-8137	12-0409	12-0353
FZ600SS FZ-6	2004	12-7237	12-0415	12-0365
FZ6S FZ-6	05-09	12-7237	12-0415	12-0365
SRX600S/SC	1986	12-8137	12-0409	12-0353
XT600 Dual Sport	84-95	12-8137	12-0409	12-0353
YZF-R6	99-05	12-7237	12-0415	12-0365
YZF-R6S	05-09	12-7237	12-0415	12-0365
XJ650G/H/J/K Maxim	80-83	12-8097	12-1217	12-8073
XJ650LH Midnight Maxim	1983	12-8097	12-1217	12-8073
XJ650LJ/LK Turbo Seca	82-83	12-8097	12-1217	12-8073
XJ650RJ Seca	1982	12-8097	12-1217	12-8073
TX650A	1974	12-0431	12-0361	12-0351
XS650 XS650S /Special II	75-81	12-0431	12-0361	12-0351
XS650SJ/SK Heritage Special	82-83	12-0431	12-0361	12-0351
XV650 V-Star (all)	98-05	12-0400	12-0409	12-0353
XJ700N/NC/S/SC Maxim	85-86	12-8097	12-1217	12-8073
XJ750J/K Maxim	82-83	12-8097	12-1217	12-8073
XJ750RH/RJ/RK Seca	81-83	12-8097	12-1217	12-8073
XS750D/2D/E/F	77-79	12-8099	12-1217	12-8073
XS750SE/SF Special	78-79	12-8099	12-1217	12-8073
XS850G/H	80-81	12-8099	12-1217	12-8073
XS850LG/LH Midnight Special	80-81	12-8099	12-1217	12-8073
XS850SG/SH Special	80-81	12-8099	12-1217	12-8073
FZS1000 FZ-1 Fazer	01-05	12-7199	12-0415	12-0365
FZ10X FZ-1	07-10	12-7251	———	———
YZF-R1	98-03	12-7199	12-0415	12-0365
YZF-R1	04-06	12-7251	———	———
FJ1100L/LC/N/NC	84-85	12-0407	12-0409	12-0353
XJ1100J Maxim	1982	12-8103	12-1217	12-8073
XS1100 (all)	78-81	12-8103	12-1217	12-8073
XVS1100 V-Star Series	99-09	12-7247	12-0415	12-0365
FJ1200 (all)	86-87	12-0407	12-0409	12-0353
FJ1200/ABS	86-93	12-0407	12-0409	12-0353
VMX12 V-Max	85-07	12-7249	12-0361	12-0351
XVZ12 Venture/Venture Royal	83-85	12-7249	12-0361	12-0351
FJR1300	03-10	12-7250	12-0415	12-0365
XVZ13 Venture & Venture Royale	86-93	12-7249	12-0361	12-0351
XVZ1300 Royal Star Series	96-11	12-7249	12-0361	12-0351

**YAMAHA ATV**

YFM200N Moto 4	1985	78-8770	12-1200	12-0199
YFM200DXS~DXW Moto 4	86-89	78-8770	12-1200	12-0199
YFM200 Tri-Moto	83-85	78-8770	12-1200	12-0199
YFM225S/T/U Moto 4	86-88	78-8770	12-1200	12-0199
YFM225DXK/DXL/DXN	83-85	78-8770	12-1200	12-0199
YTM225DRN/DRS Tri-Moto	85-86	78-8770	12-1200	12-0199
YFU1TW (230cc) Pro Hauler	1989	78-8770	12-1200	12-0199
YFB250 Timberwolf	92-00	78-8770	12-1200	12-0199
YFB250B Bruin	05-06	78-8770	12-1200	12-0199
YFB250B Bigbear	07-09	78-8770	12-1200	12-0199
YFM250W/A/B Moto-4	89-91	78-8770	12-1200	12-0199
YFM250W/A/B Moto-4	1998	78-8770	12-1200	12-0199
YFM250X Bear Tracker	99-04	78-8770	12-1200	12-0199
YFM350ERT~ERG Moto 4	87-95	12-0368	12-0361	12-0351
YFM350F Big Bear	87-99	12-0368	12-0361	12-0351
YFM350FX Wolverine	95-05	12-0368	12-0361	12-0351
YFM350XT~XP/XPC Warrior	87-04	12-0368	12-0361	12-0351
YFM350R Raptor	04-11	12-0368	12-0361	12-0351
YFP350U Terrapro	1988	12-0368	12-0361	12-0351
YFZ450	04-09	12-7180	———	———
YFM600FW Grizzly	98-00	12-8137	12-0409	12-0353
YFM600HM/HMC	2000	12-8137	12-0409	12-0353
YFM660RP/RPB Raptor	01-05	12-8137	12-0409	12-0353

**YAMAHA Dual Sport/Offroad**

XT125J/K/KC Dual Sport	82-83	78-8770	12-1200	12-0199
BW200 BigWheel	85-88	78-8770	12-1200	12-0199

SHOP EQUIP &amp; TOOLS

HARD PARTS

CARB &amp; FUEL

IGNITION/ELECTRICAL

CONTROL

SUSPENSION

ACCESSORIES

YAMAHA Dual Sport/Offroad Application				
Year	Cam Chain	Master Link-EA	Master Link-PK10	
TW200 Trailway	87-11	78-8770	12-1200	12-0199
XT200J/K/KC Dual Sport	82-83	78-8770	12-1200	12-0199
TT225S/T	86-87	78-8770	12-1200	12-0199
TT225L/LC/RM/RMC	99-00	78-8770	12-1200	12-0199
TT-R225	01-04	78-8770	12-1200	12-0199
XT225 Serrow	92-00	78-8770	12-1200	12-0199
TT-R230	05-11	78-8770	12-1200	12-0199
TT250G/H/J Offroad	80-82	12-0368	12-0361	12-0351
WR250F Four-Stroke Offroad	01-11	12-7170	12-0413	12-0362
WR250R Dual Sport	08-11	12-7180	—	—
WR250X Supermoto	08-11	12-7180	—	—
XT250G/H/J/K Dual Sport	80-83	12-0368	12-0361	12-0351
XT250L/LC Dual Sport	1984	12-0369	12-0409	12-0353
YZ250F Four-Stroke Offroad	02-11	12-7170	12-0413	12-0362
XT350N/NC~M/MC Dual Sport	85-00	12-0369	12-0409	12-0353
TT350S/T Offroad	86-87	12-0369	12-0409	12-0353
WR450F Four-Stroke Offroad	03-11	12-7180	—	—
YZ450F Four-Stroke Offroad	03-09	12-7180	—	—
TT500C/D/E/F/G/H Offroad	76-81	12-0431	12-0361	12-0351
XT500C/D/E/F/G/H Dual	76-81	12-0431	12-0361	12-0351
XT550J/K Dual Sport	82-83	12-8137	12-0409	12-0353
TT600K/L/N/S Offroad	83-86	12-8137	12-0409	12-0353
XT600L/LC~EG/EGC Dual	84-95	12-8137	12-0409	12-0353



**TIMING BELT FOR HONDA GOLDWING**  
Cam timing belt for GL1000/1100/1200/1500. Sold each.


HONDA	
15-1449	14400-679-004, 14400-679-014X
GL1000 Goldwing	75-79
GL1100 Goldwing	80-83
15-0114	14400-MG9-004, 14400-MG9-000
GL1200/A/I/L/SEi	84-87
15-1459	14401-MN5-004
GL1500/A/I/SE	88-00
GL1500 Valkyrie	97-02



**CAMCHAIN TENSIONER TOOL FOR YAMAHA 2007-2012 R-1**

Here's a better way to make a common job faster and easier. This tool allows easy re-setting of the cam chain tensioner mechanism on the Yamaha R-1. The threaded C-Clamp design lets you gradually compress the unit, making re-installation of the tensioner easier. A rubber pad at the receiving end of the tool prevents marring or scratches, while the body of the tool includes a convenient tab that makes it possible to mount it in a bench vice for hands free operation.

**35-6571** R-1 Tensioner Tool



**TIMING BELT COVER GASKET for HONDA**

Front rubber timing belt cover gasket for Honda GL1000/1100 Goldwing. Sold pk/2. *Made in Japan.*

HONDA		
16-0450	11831-371-010	Right Side Gasket
16-0451	11832-371-010	Left Side Gasket
GL1000 Goldwing		75-79
GL1100 Goldwing		80-83



15-8173



## K&L ENGINE OIL SEAL KITS

Made in Japan. Kits available for the following models:

### HONDA Street

Application	Year	K&L Kit
CB750F/K	77-78	15-2923
CB750F/K Super Sport	79-82	15-2931
CB750L LTD	1979	15-2931
CB750SC Nighthawk	82-83	15-2931
CB900F Super Sport	81-82	15-2931

### HONDA ATV

ATC185/185S	80-83	15-2925
ATC200	81-83	15-2925

### KAWASAKI Street

Application	Year	K&L Kit
Z1/A/B 900	73-75	15-8173
KZ900A4	1976	15-8173
KZ900B1 LTD	1976	15-8173
KZ1000A1/A2	77-78	15-8173
KZ1000A3/A3A/A4 MKII	79-80	15-8173
KZ1000B1/B2/B3/B4 LTD	77-80	15-8173
KZ1000D1 Z1R	1978	15-8173
KZ1000D3 Z1R	1980	15-8173
KZ1000E1/E2 Shaft	79-80	15-8173
KZ1000G1 Classic LTD	1980	15-8173

### KAWASAKI Offroad

KX125H1/H2/J1/J2	90-93	15-2895
------------------	-------	---------

### SUZUKI ATV

Application	Year	K&L Kit
LT250RG/RH Quadracer	85-86	15-5604
LT250RJ/RK/RL/RM/RN/RP Quad	87-92	15-5611
LT500RJ/RK/RL/RM Quadracer	87-90	15-5611

### YAMAHA Street

Application	Year	K&L Kit
RZ350L/N/NC/NCII	84-85	15-2869

### YAMAHA ATV

YFS200U~M Blaster	88-00	15-5603
YZF350T~J Banshee	87-97	15-2869
YZF350K~M Banshee	98-00	15-2869

### YAMAHA Offroad

YZ125F1/G1/H1/J1	94-97	15-2880
YZ125K1/L1/M1	98-00	15-2881



15-2869



35-9614

35-5398

## OIL SEAL PULLERS

Remove fork seals and engine seals.

35-5398 Seal Puller with two tips

35-9614 Adjustable Seal Puller with two tips

## BEARING RACE & SEAL DRIVER



Insert bearing races quickly and straight on the first try. Six disc sizes fit most bearing sizes. To install (drive) seals, turn discs over. Eliminates damage to bearing races. Seven piece kit includes driver handle and the following disc sizes: 40, 45, 50, 59, 63, and 65mm.

35-9268 Bearing Race & Seal Driver



Toll Free: 800-727-6767

FAX: 408-727-4842

www.klsupply.com

SHOP EQUIP & TOOLS

HARD PARTS

CARB & FUEL

IGNITION/ELECTRICAL

CONTROL

SUSPENSION

ACCESSORIES



## CRANKSHAFT OIL SEALS

Genuine ARS/Koyo/NOK replacement engine oil seals. These engine oil seals are exact replacements for most of the applications listed. *Made in Japan.* Sold in packs of 4.

### KAWASAKI

K&L	O.E.M. Ref P/N	Dimensions	Description
15-4138	92049-1052	20 x 40 x 7 mm	LH Crank Seal
15-4100	92049-1065	20 x 40 x 7 mm	RH & LH Crank Seal
15-4137	92049-1051	25 x 45 x 7 mm	RH Crank Seal

### SUZUKI

15-3234	09283-18006	18 x 30 x 6mm	LH Crank Seal
---------	-------------	---------------	---------------

### YAMAHA

15-2926	93102-25258-00	25 x 40 x 8mm	RH Crank Seal
15-8182	93103-25108-00	25 x 40 x 10mm	LH Crank Seal
15-2956	93103-30150-00	30 x 55 x 10mm	LH Crank Seal
15-8191	93103-40077-00	42 x 60 x 10mm	RH Crank Seal

## APPLICATIONS

### KAWASAKI

KX60	83-84	15-4100
KDX80	82-83	15-4100
KX80	81-84	15-4100
KX125	82-84	15-4100
KX125	85-87	15-4138
KDX250	80-84	15-4137
KDX250	81-94	15-4138
KDX250	91-94	15-4137
KDX250	91-95	15-4138
KX250	80-00	15-4138
KX250	80-00	15-4137
KX250	80-00	15-4137
KXT250	84-87	15-4138

### SUZUKI

RM80	89-00	15-3234
RM125	86-00	15-3234

### YAMAHA

YZ100	82-83	15-2926
IT125	80-81	15-2926
YT125 Tri-Moto	80-85	15-2926
YZ125	80-85	15-2926
IT250	77-78	15-2956
YZ250	76-87	15-2956
YFZ350 Banshee	87-06	15-8191
YZF350 Banshee	87-04	15-8182
IT400	77-78	15-2956
YZ490	86-90	15-2956
WR500	92-93	15-2956

**Toll Free: 800-727-6767**

**FAX: 408-727-4842**

**www.klsupply.com**

## MOTION PRO CRANKCASE PRESSURE TESTER



35-5962

An accurate method for checking air leaks on two-stroke engines. Complete with air pressure gauge, pump-up bulb and most fittings and adapters for single and multi-cylinder two-cycle engines.

**35-5962** Motion Pro Crankcase Pressure Tester

## MOTION PRO 4-STROKE LEAKDOWN TESTER

Check percentage of cylinder leakage in a 4-stroke engine. Kit includes 10, 12, and 14mm spark plug adapters, regulator and gauge.



35-1987

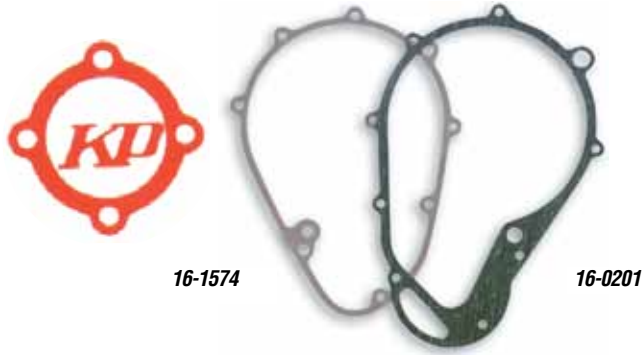
**35-1987** Motion Pro 4-Stroke Leakdown Tester

## ENGINE BEARINGS



OEM quality Crankshaft Main Bearings. *Made in Japan.* Sold each.

K&L P/N	BRG. P/N	BRG MFG	SIZE	NOTES
31-5753	6204C3	Koyo	20x47x14mm	_____
31-5756	6205C3	Koyo	25x52x15mm	_____
31-5757	6206C3	Koyo	30x62x16mm	_____
31-5777	62/32C3		32x65x17mm	_____
31-5831	6203C3	Koyo	17x40x12mm	_____
31-5754	6304C3	Koyo	20x52x15mm	_____
31-5847	6305C3		25x62x17mm	_____
31-5966	6305RI		25x62x17mm	6305RI-SH2-9TC835
31-5731	6306C3	Koyo	30x72x19mm	_____
31-5743	63/22	Koyo	22x56x16mm	_____
31-5750	83406-9C3		25x62x17mm	with single groove
31-5751	83464-A9C3 HIC		25x62x17mm	LH side & center-pinned with single groove
31-5947	83A915SH2	Koyo	25x55x15mm	83A915SH2-9TC4 type
31-5745	63/28C3	Koyo	28x68x18mm	_____



## ALTERNATOR/DYNO/GENERATOR COVER GASKETS

Sold in pk/2. *Made in Japan.*

### HONDA

#### 16-1588 11397-300-306 (Alternator Cover Gasket)

CB750A Automatic	76-78
CB750F Super Sport	75-78
CB750K0/K1/K2/K3/K4/K5	69-75
CB750K	76-78

#### 16-3845 11691-425-306 (Alternator or Generator Cover Gasket)

CB750C Custom	80-82
CB750F Super Sport	79-82
CB750K	79-82
CB750L LTD	80-82
CB750SC Nighthawk 750	82-83
CB900C Custom	80-82
CB900F Super Sport	81-82
CB1000C Custom	1983
CB1100F Super Sport	1983

#### 16-3853 11394-371-306 (Generator or Rear Case Cover Gasket)

GL1000 Goldwing	75-79
GL1000L Goldwing LTD	1976
GL1100 Goldwing	80-83
GL1100A Goldwing Aspencade	82-83
GL1100I Goldwing Interstate	80-83
GL1200 Goldwing	1984
GL1200A Goldwing Aspencade	1984
GL1200I Goldwing Interstate	1984

### KAWASAKI

#### 16-1574 11060-1075

Z1/Z1A/Z1B-900	73-75
KZ900A4/A5	76-77
KZ900B1 LTD	1976
KZ1000A1/A2	77-78
KZ1000A3/A3A/A4 MKII	79-80
KZ1000B1/B2/B3/B4 LTD	77-80
KZ1000C1/C1A/C2/C3/C4 Police	78-81
KZ1000D1 Z1R	1978
KZ1000D3 Z1R	1980
KZ1000E1/E2 Shaft ST	79-80
KZ1000G1 Classic LTD	1980
KZ1000J1/J2/J3	81-83
KZ1000K1/K2 LTD	81-82
KZ1000M1/M2 CSR	81-82
KZ1000P1~P24 Police	82-05
KZ1000R1/R2 Replica	82-83
KZ1100A1/A2/A3 Shaft	81-83
KZ1100B1/B2 GPz	81-82
KZ1100D1/D2 Spectre	82-83
KZ1100L1 LTD	1983
ZN1100B1/B2 LTD	84-85
ZX1100A1/A2 GPz	83-84

### SUZUKI

#### 16-0201 11483-45000-H17

GS750B/C/EC/N/EN	77-79
GS750LN	1979
GS850GN/GT/GX	79-81
GS850GZ/GD	82-83
GS850GLT/GLX	80-81
GS850GLZ/GLD	82-83
GS1000C/EC/N/EN/ET	78-80
GS1000GT/GX	80-81
GS1000GLT/GLX	80-81
GS1000LN	1979
GS1000SN/ST	79-80
GS1100GZ/GD	82-83
GS1100GLZ/GLD	82-83
GS1100GKZ/GK2/GKD/GKE	82-84

#### 16-5846 11483-49200-H17

GS750ET/EX/EZ	80-82
GS750LT/LX	80-81
GS750TZ/TD	82-83
GS750SD Katana	1983
GS1000SZ Katana	1983
GS1100ET/EX/EZ	80-82
GS1100ED/ESD	1983
GS1100LT	1980
GS1100SD Katana	1983
GS1150ES3/ESE/EF/ESF	83-85
GS1150EF2/EG/ESG	85-86

### YAMAHA

#### 16-6042 3EG-15451-00-00

XV700L/LC/N/NC Virago	84-85
XV700CS/CSC/CT/CTC Virago	86-87
XV700SS/SSC Virago	1987
XV750H/J/K Virago	81-83
XV750MK Midnight Virago	1983
XV750U/UC~G/GC Virago	88-95
XV750H1/HC1/J1/JC1 Virago	96-97
XV920J/K Virago	82-83
XV920MK Midnight Virago	1983
XV920RH/RJ Virago	81-82
XV1000L/LC/N/NC Virago	84-85
XV1100S/SC~L/LC Virago	86-99
XV1100 SH/SHC~SK/SKC Virago	96-98

## THREE BOND TB 1211 SILICONE LIQUID GASKET SEALANT

Tough durable sealer utilizing silicone rubber as a

primary component. White in color. Ideal for numerous applications where a long-lasting faultless seal is absolutely critical. Tack free in 90 minutes, fully cured and bonded within 24 hours, attains optimum strength in three days. Sold each.

**35-3390** 3.5 oz. tube

## THREE BOND TB 1184 LIQUID GASKET

Semi-drying visco elastic sealer. Perfect product for sealing joint surfaces with large clearances. Special synthetic rubber provides excellent cushion to absorb vibrations and impacts without failure, especially where coolants are involved. Prevents leakage of water, oil, gasoline, and chemicals. Sold each.

**35-3388** 3.5 oz. tube

*Note:* Replaces TB1104&TB1194



SHOP EQUIP & TOOLS

HARD PARTS

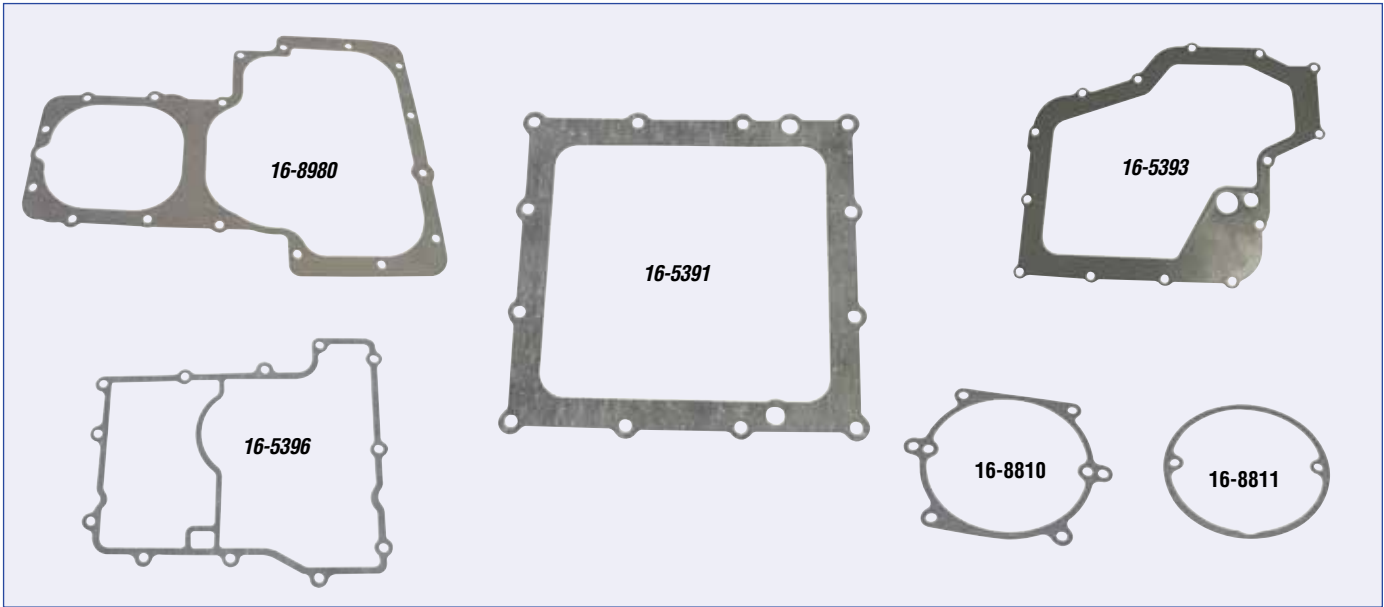
CARB & FUEL

IGNITION/ELECTRICAL

CONTROL

SUSPENSION

ACCESSORIES



## OIL PAN GASKETS

Sold in pk/2. *Made in Japan.*

### KAWASAKI

<b>16-5395</b>	11060-1996	
ZX600 Ninja ZX-6R		95-02
<b>16-5397</b>	11060-1819	
ZX900 Ninja ZX-9R		98-03
<b>16-5396</b>	11060-1355	
ZX750 Ninja ZX-7		91-03
ZX900B1/B2/B3/B4 Ninja ZX-9R		94-97
<b>16-8980</b>	11060-1074	
Z1/Z1A/Z1B-900		73-75
KZ900A4/A5/B		76-77
KZ1000A MK2		77-80
KZ1000B1/B2/B3/B4 LTD		77-80
KZ1000C1/C1A/C2/C3/C4		78-81
KZ1000D Z1R		78,80

### KAWASAKI

<b>16-8980</b>	11060-1074	
KZ1000E1/E2 Shaft ST		79-80
KZ1000G1 Classic LTD		1980
KZ1000J1/J2/J3		81-83
KZ1000K1/K2 LTD		81-82
KZ1000M1/M2 CSR		81-82
KZ1000P1~P21 Police		82-02
KZ1000R1/R2 Replica		82-83
KZ1100A1/A2/A3 Shaft		81-83
KZ1100A/B GPz		81-84
KZ1100D1/D2 Spectre		82-83
KZ1100L1 LTD		1983
ZN1100B1/B2 LTD		84-85


### SUZUKI

<b>16-5391</b>	11489-33E00	
GSX-R600V/W/X/Y		97-00
GSX-R750T/V/W/X		96-99
<b>16-5393</b>	11489-24F01	
GSX1300RX/RV/RK1/RK2		99-05

## ALDEN DRILL-OUT POWER EXTRACTORS

Made of high quality tool steel. Drills are tough enough to extract grade 8 and 10.9 class stainless steel bolts. Alden drill-outs feature a "self centering" tip to eliminate wandering, even on rough surfaces. Drill-Outs exclusive two piece design makes removing broken bolts a fast and simple one step procedure.

- 35-0480** ALDEN Drill-Out Power Extractor (4 piece set: 6/8/10/12mm)
- 35-0485** ALDEN Drill-Out Power Extractor (4 piece set: 3/4/5/6mm)
- 35-0490** ALDEN Drill-Out Power Extractor (7 piece set : 3/4/5/6/8/10/12mm)



## ENGINE POINT COVER GASKETS for KAWASAKI KZ

Replacement gaskets for right side points holder cover (inner) and outside point cover. Sold pk/2. *Made in Japan.*

**16-8810** 11060-1071 Inner Point Cover Gasket

**16-8811** 11060-1594 Outer Point Cover Gasket

### KAWASAKI

Application	Year	Inner Gasket	Outer Gasket
Z1/A/B-900	73-75	<b>16-8810</b>	<b>16-8811</b>
KZ900A4/A5	76-77	<b>16-8810</b>	<b>16-8811</b>
KZ900B1 LTD	1976	<b>16-8810</b>	<b>16-8811</b>
KZ1000A1/A2	77-78	<b>16-8810</b>	<b>16-8811</b>
KZ1000 A3/A4	79-80	<b>16-8810</b>	<b>16-8811</b>
KZ1000B1~B4 LTD	77-80	<b>16-8810</b>	<b>16-8811</b>
KZ1000C Police	78-81	<b>16-8810</b>	<b>16-8811</b>
KZ1000D1 Z1R	1978	<b>16-8810</b>	<b>16-8811</b>
KZ1000D3 Z1R	1980	<b>16-8810</b>	<b>16-8811</b>
KZ1000E1/E2 Shaft	79-80	<b>16-8810</b>	<b>16-8811</b>
KZ1000G1 LTD	1980	<b>16-8810</b>	<b>16-8811</b>
KZ1000J1/J2/J3	81-83	<b>16-8810</b>	_____
KZ1000K1/K2 LTD	81-82	<b>16-8810</b>	_____
KZ1000M CSR	81-82	<b>16-8810</b>	_____
KZ1000P Police	82-05	<b>16-8810</b>	_____
KZ1000R Replica	82-83	<b>16-8810</b>	_____
KZ1100A Shaft	81-83	<b>16-8810</b>	_____
KZ1100B1/B2 GPz	81-82	<b>16-8810</b>	_____
KZ1100D Spectre	82-83	<b>16-8810</b>	_____
KZ1100L Shaft	1983	<b>16-8810</b>	_____
ZN1100B Shaft	84-85	<b>16-8810</b>	_____
ZX1100A1/A2 GPz	83-84	<b>16-8810</b>	_____

## 3/8" DRIVE IMPACT DRIVER

Heavy duty impact driver for general use. Reversible, tightens screws or bolts on impact or loosens frozen ones easily. Complete with 4 bits-No. 2 and No. 3 Phillips bit, 8 and 10mm slotted bits and metal storage case.

**35-8884** 3/8" Drive Impact Driver



## K&L WATERPUMP MECHANICAL SEALS

Made in Japan to meet or exceed OEM specifications.  
Sold each.



15-3401



15-3402

K&L NUMBER	HONDA O.E. Ref	KAWASAKI O.E. Ref	SUZUKI O.E. Ref	YAMAHA O.E. Ref
15-3401	19217-657-023	—	—	11H-12438-10-00
15-3402	—	49063-1056	—	—
15-3403	—	49063-1052	—	—
15-3404	—	—	17470-46A01, 17470-02F00	—
15-3405	—	—	17470-02F10	—
15-3406	—	49063-1057	—	—
15-3408	19217-MAL-300	—	—	—

HONDA STREET	Year(s)	K&L
NS50F	1990	15-3401
NSR50R	2004	15-3401
CX500TC Turbo	1982	15-3401
CX650C Custom	1983	15-3401
CX5650T Turbo	1983	15-3401
GL650/I Silverwing/ Interstate	1983	15-3401
RVT1000R RC-51	00-06	15-3408
VTR1000F	98-05	15-3408
ST1300/A/P (All)	03-12	15-3408

SCOOTER	Year(s)	K&L
CH125 Elite	1984	15-3401
CH150 Elite	85-87	15-3401
SH150I	2010	15-3401
CH250 Elite	85-88	15-3401
CN250 Helix	86-07	15-3401
NSS250/A	01-07	15-3408
PS250	05-06	15-3408

ATV	Year(s)	K&L
ATC250R	85-86	15-3401
TRX250R	86-89	15-3401
TRX420 (All)	07-12	15-3408
TRX450R/ER	04-12	15-3408

OFFROAD	Year(s)	K&L
CR80R	1983	15-3401
CR125R	81-83	15-3401
CR250R	81-84	15-3401
CRF450X	05-08	15-3408
XR650R	00-07	15-3408

KAWASAKI STREET	Year(s)	K&L
EN450 454 LTD	85-90	15-3402
EN500 Vulcan	90-09	15-3402
EX500 Ninja 500	87-09	15-3402
ZX600F ZX-6R	95-97	15-3401
ZX600G ZX-6R	98-99	15-3401
ZX600J ZX-6R	00-05	15-3401
ZX600J ZZR600	06-08	15-3401
ZX600K/M/N ZX-6RR	03-06	15-3401
ZX600P ZX-6R	07-08	15-3401
ZX600R ZX-6R	09-12	15-3401
ZX636A/B ZX-6R	03-06	15-3401
ER650 ER-6n	09-12	15-3401
EX650 Ninja 650R	06-12	15-3401
KLE650 Versys	06-12	15-3401
VN700 Vulcan	1985	15-3403
VN750A Vulcan	86-98	15-3403

KAWASAKI STREET	Year(s)	K&L
ZR750K/L Z-750 (Euro)	05-10	15-3401
VN800A Vulcan 800	95-99	15-3403
VN800B Vulcan 800 Classic	96-00	15-3403
VN800C Vulcan Drifter	99-00	15-3406
VN800E Vulcan Drifter	01-06	15-3406
VN900 Vulcan (All)	06-12	15-3401
ZX900C/E/F ZX-9R	98-03	15-3401
ZR1000 Z-1000 (All)	01-12	15-3401
ZX1000G/H Ninja 1000	11-12	15-3401
ZX1000J/K ZX-10R	11-12	15-3401
ZX1200A/B ZX-12R	99-05	15-3401
VN1500A Vulcan 1500	87-99	15-3403
VN1500B Vulcan 88	87-90	15-3403
VN1500C Vulcan L	96-97	15-3403
VN1500D/E Vulcan Classic	96-98	15-3403
VN1500E Vulcan Classic	99-04	15-3406
VN1500G Vulcan Drifter	99-01	15-3406
VN1500J Vulcan	99-00	15-3406
VN1500L Vulcan Nomad FI	00-04	15-3406
VN1500N Vulcan Classic FI	01-08	15-3406
VN1500T Vulcan Classic	2006	15-3406
VN1600A Vulcan Classic	03-08	15-3406
VN1600B Mean Streak	04-08	15-3406
VN1600D Vulcan Nomad	05-08	15-3406
VN1600E/F/G Vulcan	2006	15-3406
VN1700 Vulcan (All)	09-12	15-3401
VN2000 Vulcan (All)	04-10	15-3401

KAWASAKI ATV	Year(s)	K&L
KSF250A Mojave	87-04	15-3402
KLF400B Bayou	93-99	15-3402
KVF400 Prairie (All)	97-02	15-3401
KVF650A/B Prairie	02-03	15-3401
KVF650 Brute Force	05-12	15-3401
KSV700A/B KFX700	04-09	15-3401
KVF700 Prairie	04-06	15-3401
KVF750 Brute Force	05-12	15-3401

KAWASAKI SIDE X SIDE	Year(s)	K&L
KAF620M Mule 4010 4x4	11-12	15-3402
KAF620P Mule 4000	11-12	15-3402
KAF620R/S Mule 4010 Trans 4x4	11-12	15-3402
KRF750 Teryx (All)	08-12	15-3401
KRT750 Teryx 4	2012	15-3401

KAWASAKI DUAL SPORT/OFFROAD	Year(s)	K&L
KDX200H	95-06	15-3401
KDX220A	97-05	15-3401
KL250D KLR250	87-05	15-3402
KLX250D KLX250R	94-96	15-3401
KLX250H/T KLX250S Dualsport	06-13	15-3401
KLX250W KLX250SF Supersmoto	09-10	15-3401
KLX300A KLX300R	97-07	15-3401
KL600A/B KLR600	84-86	15-3402
KL650 KLR650	87-12	15-3402
KLX650A/C/D	93-96	15-3402

SUZUKI STREET	Year(s)	K&L
GSF400 Bandit	91-93	15-3404
GSX-R600W	92-93	15-3404
GSX-R600	97-13	15-3404
RF600R	93-96	15-3404
GSX650F	08-09	15-3405
SV650 (All)	99-09	15-3405
GV700 Madura	1985	15-3404
VS700 Intruder	86-87	15-3404
GSX-R750W	93-95	15-3404
GSX-R750	96-99	15-3404
GSX-R750	00-13	15-3405
VS750GL Intruder	88-91	15-3404
VS800GL Intruder	92-09	15-3404
VX800L/M/N	91-93	15-3404
VZ800 Marauder	97-00	15-3404
RF900R	94-97	15-3404
DL1000 V-Strom	02-12	15-3405
GSX-R1000	01-13	15-3405
SV1000/S	03-07	15-3405
TL1000S	97-01	15-3405
TL1000R	98-03	15-3405
GSX-R1100W	93-98	15-3404
GV1200 Madura	85-86	15-3404
GSF1250S/SA	07-09	15-3405
GSX1300R Hayabusa	99-07	15-3404
GSX1300R Hayabusa	08-13	15-3405
GV1400G Cavalcade	86-88	15-3404

SUZUKI ATV	Year(s)	K&L
LT250R Quadracer	85-92	15-3404
LT-Z400 QuadSport	03-04	15-3405
LT-Z400 QuadSport	05-12	15-3404
LT500R Quadzilla	87-90	15-3404
LT-F500F QuadrRunner 4WD	98-02	15-3404

SHOP EQUIP & TOOLS

HARD PARTS

CARB & FUEL

IGNITION/ELECTRICAL

CONTROL

SUSPENSION

ACCESSORIES

SHOP EQUIP & TOOLS

HARD PARTS

CARB & FUEL

IGNITION/ELECTRICAL

CONTROL

SUSPENSION

ACCESSORIES

## SUZUKI DUAL SPORT/OFFROAD

	Year(s)	K&L
RM80	83-85	15-3404
RM125	81-85	15-3404
RM250	82-85	15-3404
DR-Z400/E Offroad	00-09	15-3405
DR-Z400S Dualsport	02-12	15-3405
DR-Z400SM Supermoto	05-09	15-3405

## YAMAHA STREET

YZF-R6	99-05	15-3401
YZF-R6S	06-09	15-3401
FZX700 Fazer	86-87	15-3401
XJ700X Maxim X	85-86	15-3401
FZS1000 FZ-1	01-08	15-3401
YZF1000R	1997	15-3401
YZF-R1	98-06	15-3401
VMX12 V-Max	85-07	15-3401
XVZ13 Venture	86-93	15-3401
XVZ1300AN Royal Star Boulevard	2001	15-3401
XVZ131TF Royal Star Venture	02-13	15-3401
XVZ13CT Royal Star Tour Deluxe	05-10	15-3401

## YAMAHA SCOOTER

YP500 T-Max	09-10	15-3401
-------------	-------	---------

## YAMAHA ATV

YFM4F Grizzly 400	07-09	15-3401
YFM400 Kodiak 2WD	00-05	15-3401
YFM45F Kodiak 450	03-06	15-3401
YFM45F Grizzly 450	07-11	15-3401
YFM450FX Wolverine	06-10	15-3401
YFM5F Grizzly 550	09-11	15-3401
YFM660F Grizzly 660	02-08	15-3401
YFM660R Raptor	01-05	15-3401
YFM7F Grizzly 700	07-11	15-3401
YFM70R Raptor 700	06-11	15-3401


## YAMAHA SIDE X SIDE

YXR45F Rhino	06-09	15-3401
YFM66F Rhino 660	04-07	15-3401
YXR70F Rhino 700	08-11	15-3401

## YAMAHA SNOWMOBILE

CF300 Inviter	86-90	15-3401
MM600 Mountain Man 600	00-02	15-3401
SRX600/S	98-99	15-3401
SX600R	00-03	15-3401
SXV60 SX Venom	04-06	15-3401
VT600 Venture	99-06	15-3401
VX600 V-Max	99-03	15-3401
MM700 Mountain Max	97-03	15-3401
MSRX700 Mountain SRX	1998	15-3401
SRX700/S	98-02	15-3401
SX700R	00-02	15-3401
SXV700 SX Viper	02-05	15-3401
VT700 Venture	98-04	15-3401
VX700 V-Max	97-02	15-3401
RX10 RX-1	03-05	15-3401
RXW10 RX Warrior	2005	15-3401
RX10 Apex	06-11	15-3401

## WATERPUMP SHAFT OIL SEALS for KAWASAKI & YAMAHA



OEM quality replacement Seals. These replacement oil seals are exact replacements for the applications listed.

Made in Japan. Sold pk/4.

### KAWASAKI

K&L	OEM Ref P/N	Dimensions	Year(s)
15-4103	92049-1366	8 x 18 x 10 mm	
KX60B			85-03
KX65			00-12
KX80 Big Wheel			87-94
KX80			83-00
KX85			01-12
KX100B/C/D			95-12
KX125			82-05
KDX200E			89-94
KXF250A1/A2 Tecate 4 (ATV)			86-87
KX250C/D/E/F/G/H/J/K/L/M			83-03
KXT250A/B Tecate 3 (ATV)			84-87
KX500B/C/D/E			85-04

### YAMAHA

K&L	OEM Ref P/N	Dimensions	Year(s)
15-2914	93103-10168-00	10 x 31 x 13.5mm	
TD3/TR3			1972
DT50 Enduro			88-90
XC50 Vino			06-11
XF50 C3			07-11
YZ80			83-01
TZ125			1980
YZ125			86-98
WR200RD			1992
TZ250			73-80
YTZ250N/S Tri-Moto ATV			85-86
YZ250			83-97
RX350			84-85
TZ350			74-78
YFZ350 Banshee ATV			87-06
TZ750			74, 77

Toll Free: 800-727-6767

FAX: 408-727-4842

www.klsupply.com

## WATERPUMP SEAL INSTALLATION TOOL

This tool properly installs the mechanical water pump seal on Yamaha XZ550 Vision, XVZ12/13 Venture & Venture Royale and Genesis series engines.

**35-8398** Waterpump Seal Installation Tool (YM-33221-A)



35-8398

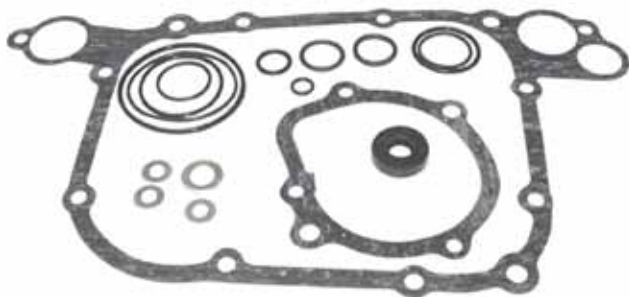


35-2618

## MECHANICAL SEAL INSTALLATION TOOL

This tool allows you to properly install a mechanical seal into the cover without damaging the seal.

**35-2618** Mechanical Seal installation Tool



## K&L WATERPUMP SEALING KITS

**Made in Japan.** Kit contains all necessary gaskets, O-rings and seals to repair oil leaking into waterpump (oil leakage).

**Note:** Mechanical Seal not included.

### HONDA

#### 15-4340

GL1000/L Goldwing	75-79
GL1100 Goldwing	80-83
GL1100A Goldwing Aspencade	82-83
GL1100I Goldwing Interstate	80-83

#### 15-4353

GL1200 Goldwing	1984
GL1200A Goldwing Aspencade	84-87
GL1200I Goldwing Interstate	84-87
GL1200L Goldwing LTD	1985
GL1200SEi Goldwing Aspencade	1986

### KAWASAKI

#### 15-4471

ZL600A1/A2 Eliminator	86-87
ZX600A1/A2/A3 Ninja 600R	85-87
ZX600B1 Ninja 600RX	1986
ZX600C1/C2 Ninja 600R	88-89

#### 15-4472

ZL600B2/B2 Eliminator 600	96-97
ZX600C3/C4/C5/C6 Ninja 600R	90-93
ZX600C7/C8/C/C10 Ninja 600R	94-97

#### 15-4473

ZX600D1/D2/D3/D4 Ninja ZX-6	90-93
ZX1000B1/B2/B3 Ninja ZX-10	88-90
ZX1100C1/C2/C3/C4 Ninja ZX-11	90-93
ZX1100D1/D2/D3/D4/D5/D6 Ninja ZX-11	93-98
ZX11007/D8/D9 Ninja ZX-11	99-01
ZX1100E1/E2/E3 GPz	95-97
ZX1100F1 GPz (ABS)	1996
ZX1200C1/C2/C3/C4 ZZR1200	02-05

## REDLINE RACING FUNNEL

Oddly shaped funnel allows pouring of oil or coolant around bodywork to reach hard to get to filler openings. Pours in both vertical and horizontal positions.



**35-2115** Red Line Racing Funnel

**35-2115**

## RED LINE WATER WETTER & SUPERCool



**35-1320**



**35-2062**

Doubles the wetting ability of water and improves heat transfer. Water Wetter is a concentrate, SuperCool is ready to use as is.

• WERA, AFM, CCS & AMA approved.

**35-2062** Water Wetter. 12fl. oz. bottle, sold ea.

**35-1320** SuperCool, 1/2 Gallon, sold ea.

## RADIATOR CAP

Universal offroad applications. Fits small round neck radiators. 1.1 rating equals 16 lbs.

**Made in Japan.**

Sold each

**26-4703** Radiator Cap 0.9

**26-4704** Radiator Cap 1.1



## ALUMINUM OIL DRAIN PLUG WASHER ASSORTMENT

Kit contains 75 pieces, 25 pieces each from applications listed. **Made In U.S.A.**

**15-8484** Complete Kit-75 pieces. Replacements sold in pk/25.

**15-8480** Honda 12mm 94109-12000 12.5 x 20 x 2.0mm

**15-8481** Honda 14mm 94109-14000 14.5 x 22.5 x 2.0mm

**15-8482** Kawasaki 12mm 92065-097 12.5 x 22.5 x 2.0mm

**\*Smaller Sizes Now Available**

**\*Not included in kit** **Sold in pack/10**

**15-8487** Honda 8mm 90474-333-000 8.3x15.7x 2.0mm

Honda 8mm 90471-580-000

Oil Drain Bolt - CRF250/450, TRX450R/ER

Final Drive Drain Bolt - CB, CX, GL, ST, TRX, VF, XL, XR models

**15-8488** Kawasaki 8mm 92022-1086 8.3x16x 1.2mm

Suzuki 8mm 09168-08029

Final Drive Drain Bolt - KZ/VN/ZG models.

Valve Cover Oil Bolt - GSX/GSXR

**15-8489** Suzuki 6mm 09168-06004 6.3x11x 1.2mm

Yamaha 6mm 90430-06016-00

Oil Level Inspection Bolt, Water Pump Drain Bolt

Oil Level Inspection Bolt - YZ, XV 16/17/19

# CLUTCH SLAVE CYLINDER REPAIR KITS

SHOP EQUIP & TOOLS

HARD PARTS

CARB & FUEL

IGNITION/ELECTRICAL

CONTROL

SUSPENSION

ACCESSORIES

32-0129



## K&L CLUTCH SLAVE CYLINDER REPAIR KIT

Kit includes push lever seals, clutch pushrod oil seal, spring and bleeder bolt cap. **Made in Japan.**

### HONDA

<b>32-0129</b>	Clutch Slave Cylinder Repair Kit	
<b>17-0209</b>	Slave Cylinder Piston	
CB550SC Nighthawk		1983
CB650SC Nighthawk		83-85
CB700SC Nighthawk		84-86
VF700C Magna		84-87
VF700F Interceptor		84-85
VF700S Sabre		84-85
VT700C Shadow		84-87
VF750C		82-83
VF750C Magna		1988
VF750F Interceptor		83-84
VF750S Sabre		82-83
VT750C Shadow		1983
PC800 Pacific Coast		89-90
PC800 Pacific Coast		94-98
VT800C Shadow		1988
VF1100C Magna		83-86
VF1100S Sabre		84-85
VT1100C Shadow 1100		85-90
VT1100C Shadow 1100		92-96



32-0150

### HONDA

<b>32-0150</b>	Clutch Slave Cylinder Repair Kit	
<b>17-0210</b>	Slave Cylinder Piston	
VF500C Magna		84-85
VF500F Interceptor		84-85
VFR700F Interceptor		1986
VFR700F2 Interceptor		86-87
VFR750F Interceptor		1986
VFR750F		90-97
VFR750R (RC30)		1990
CB1000		94-95
CBR1000F Hurricane		87-88
CBR1000F Hurricane		90-91
CBR1000F Hurricane		93-96
ST1100		91-02
ST1100A (ABS II)		92-02
GL1500 Goldwing		88-90
GL1500A Goldwing Aspencade		91-00
GL1500I Goldwing Interstate		91-96
GL1500SE		90-00
GL1500C Valkyrie		97-01
GL1500CF Valkyrie Interstate		99-01
GL1500CT Valkyrie Tourer		97-00
GL1500CD Valkyrie		2002
GL1800 Goldwing (All)		01-12
VTX1800 (All)		02-09

### HONDA

<b>32-0151</b>	Clutch Slave Cylinder Repair Kit	
VFR800/A		02-09
NRX1800		04-05



32-0146

### HONDA

<b>32-0146</b>	Clutch Slave Cylinder Repair Kit	
VF1000F Interceptor		1984
VF1000R		85-86
GL1200 Goldwing		1984
GL1200A Goldwing Aspencade		84-87
GL1200I Goldwing Interstate		84-87
GL1200L LTD		1985
GL1200SEi		1986

### HONDA

<b>32-0156</b>	Clutch Slave Cylinder Repair Kit	
VFR800FI		98-01
VTR1000F		98-05
VRT1000R RC-51		00-06
CBR1100SF Y		2000
CBR1100XX		97-06
ST1300/A/P (All)		03-13



32-0158

### KAWASAKI

<b>32-0158</b>	Clutch Slave Cylinder Repair Kit	
<b>17-0208</b>	Slave Cylinder Piston	
ZL900A1/A2 Eliminator		85-86
ZX900A1/A2/A3 Ninja 900R		84-86
ZL1000A1 Eliminator		1987
ZX1000A1/A2 Ninja 1000R		86-87
ZG1200A1 Voyager XII		1986
ZG1200B1~B17 Voyager XII		87-03
ZX1200C1/C2/C3/C4 ZZR1200		02-05
VN1500A1/A2/A3/A4/A5 Vulcan		88-91
VN1500A6/A7/A8/A9 Vulcan 88		92-95
VN1500A10/A11/A12 Vulcan 1500		96-98
VN1500B1/B2/B3/B4 Vulcan 88 SE		87-90
VN1500C3/C4 Vulcan 1500L		96-97
VN1500D1/D2 Vulcan 1500 Classic		96-97
VN1500E1/E2/E3/E4/E5/E6/E7 Vulcan 1500 Classic		98-04
VN1500G1/G1A/G2A/G3 Vulcan 1500 Nomad		99-01
VN1500J1/J2 Vulcan 1500 Drifter		99-00
VN1500L1/L2/L3/L4/L5 Vulcan 1500 Nomad F.I.		00-04
VN1500N1/N2/N3 Vulcan 1500 Classic F.I.		00-02
VN1500P1/P2 Vulcan 1500 Mean Streak		02-03
VN1500R1/R2/R3/R4/R5 Vulcan 1500 Drifter		01-05
VN1500T Vulcan 1500 Classic		2006
VN1600A1/A2 Vulcan 1600 Classic		03-04
VN1600B1/B2 Vulcan 1600 Mean Streak		04-05
VN1600D Vulcan 1600 Nomad		05-08
VN1600E Vulcan 1600 Classic		2006
VN1600F Vulcan 1600 Mean Streak		2006
VN1600G Vulcan 1600 Nomad		2006
VN1700 Vulcan (All)		09-13

## K&L BLEEDER BOLT RUBBER CAPS



Sold pk/10. **Made in Japan.**

**33-1149** Brake Bleeder Bolt Rubber Caps



32-0157

### KAWASAKI

**32-0157** Clutch Slave Cylinder Repair Kit

**17-0208** Slave Cylinder Piston

ZX750F1/F2/F3/F4 Ninja 750R	87-90
ZX750H1/H2 Ninja ZX-7	89-90
ZX750J1/J2 Ninja ZX-7	91-92
ZX750K1/K2 Ninja ZX-7R	91-92
ZX750L1/L2/L3 Ninja ZX-7	93-95
ZX750M1/M2 Ninja ZX-7R	93-94
ZX750N1/N2 Ninja ZX-7RR	96-97
ZX750P1/P2/P3/P4/P5/P6/P7/P8 Ninja ZX-7R	96-03
ZX900B1/B2/B3/B4 Ninja ZX-9R	94-97
ZG1000A1~A20 Concours	86-05
ZX1000B1/B2/B3 Ninja ZX-10	88-90
ZR1100A1/A2/A3/A4	92-95
ZR1100C3/C4 ZRX1100	99-00
ZX1100C1/C2/C3/C4 Ninja ZX-11	90-93
ZX1100D1~D9 Ninja ZX-11	93-01
ZX1100E1/E2/E3 GPz1100	95-97
ZX1100F1 GPz 1100 ABS	1996
ZR1200A1/A2/A3/A4/A5 ZRX1200R	01-05

### TRIUMPH

**32-0157** Clutch Slave Cylinder Repair Kit

Daytona 750	92-93
Thunderbird 885	95-13
Tiger 885	93-98
Daytona 900	93-06
Speed Triple 900 (Carbs)	94-98
Sprint 900 (Carbs)	93-98
Trident 900	91-98
Trophy 900 (71699 on)	91-04
Speed Triple 955	00-04
Daytona 1000	92-93
Speed Triple 1050	05-13
Daytona 1200	93-06
Daytona Super III	93-06
Adventurer	96-01
Legend TT	98-01
Thunderbird Sport	98-03

### SUZUKI

**32-0167** Clutch Slave Cylinder Repair Kit

DL1000 V-Strom	02-12
SV1000	03-07
SV1000S	03-07



32-0176

### SUZUKI

**32-0176** Clutch Slave Cylinder Repair Kit

GSX-R750	86-87
GSX1100F Katana	88-93
GSF1200 Bandit	01-06
GSX1300R Hayabusa	99-01



32-0177

### SUZUKI

**32-0177** Clutch Slave Cylinder Repair Kit

RF900RR/RS/RT/RV	94-97
RF900RZS	1995
GSX1100GM/GN/GP Shaft	91-93
GSX-R1100G/H/J	86-88
GSX-R1100K/L/M/N	89-92
GSX-R1100WP/WR/WS/WT/WV/WW	93-98
GSF1200SV/SW/SX/SY Bandit	97-00
GSF1200SAV Bandit	1997
GSX1300R K2/K3/K4/K5/K6/K7 Hayabusa	02-07

### SUZUKI

**32-0255** Clutch Slave Cylinder Repair Kit

GSX650 Bandit	07-12
GSX650F	08-09
GSF1250 Bandit	07-12
GSX1250FA	10-12



32-0128

### YAMAHA

**32-0128** Clutch Slave Cylinder Repair Kit

FZ700T/TC	1987
FZX700S/SC/T/TC	86-87
FZ750N/S/SC	85-86
FZ750U/UC	1988
FZR750RT/RU	87-88
YZF750RF/RFC	1994
YZF750RH/RHC/RJ/RJC/RK/RKC	96-98
FZR1000T/TC/U/UC/W/WC/A/AC	87-90
FZR1000B/BC/D/DC/E/EC/F/FC/G/GC	91-95
GTS1000AE/AEC/AF/AFC	93-94
YZF1000R/RJC	1997
FJ1100L/LC/N/NC	84-85
FJ1200	86-92
FJ1200A (ABS)	92-93
VMX12 V-Max	85-07
XVZ1200 Venture	83-84
XVZ1200 Venture Royale	83-85
XVZ1300 Venture	86-88
XVZ1300 Venture Royale	86-93
XVZ1300 Royal Star	96-01
XVZ1300 Royal Star Boulevard	99-01
XVZ1300 Royal Star Tour Classic	96-00
XVZ1300 Royal Star Tour Deluxe	97-10
XVZ1300 Royal Star Venture	99-11
XVZ1300 Royal Star Midnight Venture	02-06

### EBC DOT 4 BRAKE FLUID

General purpose glycol fluid with wet boiling point of 260°C/500°F for modern motorcycle brake systems. Sold in 8.8 oz. bottle.

**NOTE: CANNOT be mixed with Dot 5 silicone fluids.**

**35-7123** Dot 4



SHOP EQUIP & TOOLS

HARD PARTS

CARB & FUEL

IGNITION/ELECTRICAL

CONTROL

SUSPENSION

ACCESSORIES

# CLUTCH COVER GASKETS

SHOP EQUIP & TOOLS

HARD PARTS

CARB & FUEL

IGNITION/ELECTRICAL

CONTROL

SUSPENSION

ACCESSORIES



## CLUTCH COVER GASKETS

Sold in pk/2.

### HONDA Street

#### 16-3802

11351-MN5-651	
GL1500 Goldwing	88-90
GL1500A Goldwing Aspencade	91-00
GL1500I Goldwing Interstate	91-96
GL1500SE	90-00
GL1500C Valkyrie	97-01
GL1500CF Valkyrie Interstate	99-01
GL1500CT Valkyrie Tourer	97-00
GL1500CD Valkyrie	2002

### KAWASAKI Street

#### 16-3767

11060-1148	
ZL600A1/A2 Eliminator	86-87
ZL600B2/B3 Eliminator	96-97
ZX600A1/A2/A3 Ninja 600R	85-87
ZX600B1 Ninja 600RX	1987
ZX600C1~C10 Ninja 600R	88-97

#### 16-5810

11060-1529	
Z1/Z1A/Z1B-900	73-75
KZ900A4/A5	76-77
KZ900B1 LTD	1976
KZ1000A1/A2	77-78
KZ1000A3/A3A/A4 MKII	79-80
KZ1000B1/B2/B3/B4 LTD	77-80
KZ1000C Police	78-81
KZ1000D1 Z1R	1978
KZ1000D3 Z1R	1980
KZ1000E1/E2 Shaft ST	79-80
KZ1000G1 Classic LTD	1980

#### 16-6052

11060-1070	
KZ1000J1/J2/J3	81-83
KZ1000K1/K2 LTD	81-82
KZ1000M1/M2 CSR	81-82
KZ1000P1~P21 Police	82-02
KZ1000R1/R2 Replica	82-83
KZ1100A1/A2/A3 Shaft	81-83
KZ1100B1/B2 GPz	81-82
KZ1100D1/D2 Spectre	82-83
KZ1100L1 LTD	1983
ZN1100B1/B2 LTD	84-85
ZX1100A1/A2 GPz	83-84

### KAWASAKI ATV

#### 16-3810

11060-1238	
KSF250A1~A17 Mojave	87-03

### KAWASAKI Offroad

#### 16-3812

11009-1971	
KX80G/J/L/N/R/T/W	86-00
KX85A1/A2/A3	01-05
KX100B/C/D	95-05

### SUZUKI Street

#### 16-6047

11482-49201-H17	
GS1000SZ Katana	1983
GS1100E	80-83
GS1100LT	1980
GS1100SD Katana	1983
GS1150ES	83-86

### SUZUKI ATV

#### 16-3842

11482-19B12	
LTF250	88-01
LT-F250F Quadrunner	99-02
LT-4WD	87-96
LT-FWD Quadrunner 250	97-98
LT-F300F King Quad	99-01
LT-F4WD King Quad 300	91-98

### YAMAHA Street

#### 16-3840

3GG-15461-02-00	
RZ350L/N/NC/NCII	84-85

#### 16-0182

3EG-15462-00-00	
XV700 Virago	84-87
XV750 Virago	81-83
XV750 Virago	88-97
XV920 Virago	82-83
XV920R Virago	81-82
XV1000 Virago	84-85
XV1100 Virago	86-99

#### 16-5135

4CR-15461-01-00	
FJ1200	86-93

### YAMAHA ATV

#### 16-3840

3GG-15461-01-00	
YFZ350T~R Banshee	87-06



35-8605

## CLUTCH & PRIMARY TOOL

6mm bolts supplied with 5/8" through bolt. This tool is for removing clutch bodies, flywheels and primary gears. Works on ACTION, COBRA, LEM, KTM, and ITALJET Pee-Wee racer 50cc applications.

**35-8605** Clutch & Primary Tool.  
Seven Hole Special Disk #MP51

## CLUTCH HOLDING TOOL LOCKING VISE TYPE



35-6891

Vise type tool will hold inner clutch hubs, gears, sprockets and flywheels (using pins opposite jaws side). Carbon steel with heat treated jaws and nickel finish. Max. 130mm(5") jaw opening.

**35-6891** Clutch Holding Tool  
Locking Vise Type



Toll Free: 800-727-6767


www.klsupply.com

## K&L CLUTCH SPRINGS

K&L clutch springs are 10% stiffer than stock.

Clutch Springs are sold in sets.

When ordering Clutch Springs order qt 1 set only.



HONDA Street Application	Year	Spring Set
CB450SC Nighthawk	82-86	17-7087
CB550F Super Sport	76-77	17-7085
CB650 S.O.H.C.	79-82	17-7085

HONDA ATV	Year	Spring Set
ATC200X	83-87	17-7085

HONDA Dual Sport/Offroad	Year	Spring Set
XL200/R	83-84	17-7085
XR200R	84-91	17-7085
XL500S	79-81	17-7087
XL500R	1982	17-7087
XR500/R	79-82	17-7087

KAWASAKI Street	Year	Spring Set
EX305B1 GPz	1983	17-7263
KZ400	75-77	17-7328
KZ440 (all)l	80-83	17-7328
EN450 454 LTD	85-90	17-7263
EN500A Vulcan	90-96	17-7263
EN500C LTD Vulcan	96-09	17-7263
EX500A1~A7	87-93	17-7263
EX500 Ninja 500R	94-09	17-7263
ZL600 Eliminator	86-87	17-7520
ZL600B2 Eliminator	96-97	17-7520
ZX600D Ninja ZX-6	90-93	17-7328
ER650F EN-6	06-11	17-7328
EX650 Ninja 650	06-12	17-7328
KZ650 Series	77-83	17-7328
KZ700A1	1984	17-7328
VN700A1 Vulcan	1985	17-7328
ZN700A1/A2LTD	84-85	17-7328
KZ750B (2 cyl)	76-79	17-7328
KZ750L3	1983	17-7328
KZ750E1/E2/E3	80-82	17-7328
KZ750F1 LTD	1983	17-7328
KZ750 LTD (Twin)	1980	17-7328
KZ750H LTD	80-83	17-7328
KZ750M1 CSR (Twin)	1982	17-7328
KZ750N1/N2 Spectre	82-83	17-7328
KZ750R1 GPz	1982	17-7328
VN750 Vulcan	86-05	17-7328
ZX750 GPz	83-85	17-7328
ZX750 GPz Turbo	84-85	17-7328
ZX750 Ninja ZX-7	89-90	17-7520
ZX750 ZX-7R	91-03	17-7305
ZX750 Ninja ZX-7	93-95	17-7305
VN800 Vulcan 800	95-01	17-7263
VN800 Vulcan Classic	96-01	17-7263
Z1/Z1A/Z1B 900	73-75	17-7328
KZ900A4/A5	76-77	17-7328
KZ900B1 LTD	1976	17-7328
VN900 Vulcan	06-12	17-7328
ZL900 Eliminator	85-86	17-7520

KAWASAKI Street Application	Year	Spring Set
ZX900ANinja 900R	84-86	17-7328
KZ1000 998cc/1015cc motors, except*	77-83	17-7328
*KZ1000E1/E2 Shaft ST	79-80	17-7520
KZ1000P Police	82-05	17-7520
ZG1000 Concours	86-06	17-7520
ZL1000 Eliminator	1987	17-7520
ZX1000A/B Ninja 1000R ZX-10	86-90	17-7520
KZ1100A Shaft	81-83	17-7520
KZ1100B1/B2 GPz	81-82	17-7328
KZ1100D Spectre	82-83	17-7520
KZ1100L1 LTD	1983	17-7520
ZN1100B LTD	84-85	17-7520
ZR1100A	92-94	17-7520
ZR1100C ZRX1100	99-00	17-7520
ZX1100A1/A2 GPz	83-84	17-7520
ZG1200 Voyager XII	86-03	17-7520
KZ/ZN1300 Six Cylinder	79-88	17-7328


KAWASAKI ATV	Year	Spring Set
KXT250A1 Tecate 3	1984	17-7263

KAWASAKI Dual Sport/Offroad	Year	Spring Set
KDX250	80-84	17-7263
KDX250	91-94	17-7305
KX250	82-86	17-7263
KX250	89-91	17-7305
KX250J/K/L	92-01	17-7328
KX500E1~E16	89-04	17-7305
KL600A KLR	84-86	17-7263
KL650	87-95	17-7263
KL650 KLR	96-05	17-7328
KL650 Tengai KLR	90-91	17-7263
KLE650 Versys	07-12	17-7328
KLX650	93-96	17-7263

YAMAHA Street	Year	Spring Set
XS1	70-71	17-7322
XS2	72,77	17-7322
SR500E~H	78-81	17-7181
TX500	73-74	17-7322
XS500A~E	73-78	17-7322
XJ550RJ/RK Vision	81-83	17-7181
XZ550RJ/RK Vision	81-83	17-7181
FJ600L/LC/N/NC	84-88	17-7181
FZ600S	86-88	17-7181
SRX600	1986	17-7322
XJ600S Seca II	92-98	17-7181
YX600S Radian	86-90	17-7181
TX650	1973	17-7322
XS650	78-83	17-7322
TX750	73-74	17-7322
XJ750	81-83	17-7181
XS750	77-79	17-7322

YAMAHA Street Application	Year	Spring Set
XS850	80-81	17-7322
XV920	81-83	17-7181
XV1000 Virago	84-85	17-7181
XJ1100	1982	17-7322
XS1100	78-81	17-7322

YAMAHA Dual Sport/Offroad /ATV	Year	Spring Set
YZ80	1996	17-7181
YZ85	02-03	17-7181
YZ125	02-04	17-7181
TTR250	99-06	17-7181
WR250R	08-11	17-7181
WR250X	09-11	17-7181
TT/XT350	85-00	17-7181
MX400B	1975	17-7322
TT 500	86-81	17-7181
XT550	82-83	17-7322
XT600	90-95	17-7322
YFM660R Raptor	01-05	17-7322




**K&L CLUTCH SPRING BOLT & WASHER SET**  
 Sold pk/20. (10 bolts & 10 washers)  
 Made in Japan.

KAWASAKI P/N	OEM Reference	Dimensions
33-7928	92001-1576	6x20mm
33-7929	92001-1066	6x20mm

SUZUKI	OEM Reference	Dimensions
33-7918	09116-05020	5x16mm
33-7919	09116-05019	5x25mm
33-7925	01500-06167	6x16mm

YAMAHA	OEM Reference	Dimensions
33-7910	90159-05011-00	5x25mm
33-7912	90159-06016-00	6x20mm
33-7914	90159-06010-00	6x25mm
33-7917	90159-06123-00	6x30mm



## K&L CLUTCH PLATES

K&L Supply is proud to offer these high quality plates from one of the leading clutch manufacturers in Japan, giving you the highest quality available. K&L offers friction plates and metal drive plates.

**NOTE:** Friction Plates and Metal Drive Plates are sold each. Please note that some applications require more than one type of friction plate. Specify quantity and part number required when ordering.

HONDA Street Application	Year	Friction	Drive(Metal)
CB50R	2004	17-7163 (5)	17-8155 (4)
CB/CL100 Super Sport, Sc	71-74	17-7163 (5)	17-8155 (4)
CL100/K1/K2 Scrambler	71-73	17-7163 (5)	17-8155 (4)
CL100SK2/S3 Scrambler	73-74	17-7163 (5)	17-8155 (4)
CB125S/S1/S2	73-75	17-7163 (5)	17-8155 (4)
CB125S	76-85	17-7163 (5)	17-8155 (4)
CL125S/S1 Scrambler	73-74	17-7163 (5)	17-8155 (4)
CB175K3-K7 Super Sport	69-73	17-7369 (5)	_____ (4)
CL175K3-K7 Scrambler	69-73	17-7369 (5)	_____ (4)
CM185T Twinstar	78-79	17-7163 (5)	17-8155 (4)
CB200	1974	17-7369 (5)	_____ (4)
CB200T	75-76	17-7369 (5)	_____ (4)
CL200 Scrambler	1974	17-7369 (5)	_____ (4)
CM200T Twinstar	80-82	17-7163 (5)	17-8155 (4)
CM250C Custom	82-83	17-7163 (6)	17-8155 (6)
CMX250C Rebel	85-87	17-7163 (6)	17-8155 (6)
CMX250CD Rebel	1987	17-7163 (6)	17-8155 (6)
VTR250 Interceptor	1988	17-7163 (6)	_____ (6)
VTR250 Interceptor	89-90	17-7163 (6)	_____ (6)
CB350F/F1 (4 cylinder)	72-74	17-7368 (6)	_____ (6)
		17-7369 (1)	_____
CB350G Super Sport	1973	17-1597 (8)	_____ (7)
CB350K0 Super Sport	68-69	17-1597 (8)	_____ (7)
CB350K1-K4	69-73	17-1597 (8)	_____ (7)
CL350K0 Scrambler	68-69	17-1597 (8)	_____ (7)
CL350K1-K5 Scrambler	69-73	17-1597 (8)	_____ (7)
SL350/K1/K2 Moto Sport	70-73	17-1597 (8)	_____ (7)
CB360/G	1974	17-1597 (8)	_____ (7)
CB360T	75-76	17-1597 (8)	_____ (7)
CJ360T	76-77	17-1597 (8)	_____ (7)
CB400F Super Sport	75-77	17-7368 (6)	_____ (6)
		17-7369 (1)	_____
CB400TI Hawk	78-79	17-7368 (6)	17-8032 (6)
		17-7369 (1)	_____
CB400TII Hawk	78-79	17-7368 (6)	17-8032 (6)
		17-7369 (1)	_____
CB400T Hawk	80-81	17-7368 (6)	17-8032 (6)
		17-7369 (1)	_____
CM400C Custom	1981	17-7368 (6)	17-8032 (6)
		17-7369 (1)	_____
CM400E	80-81	17-7368 (6)	17-8032 (6)
		17-7369 (1)	_____
CM400T	79-81	17-7368 (6)	17-8032 (6)
		17-7369 (1)	_____
CB450K1-K7 Super Sport	68-74	17-5770 (7)	_____ (6)
CB450T Hawk	1982	17-7368 (6)	17-8032 (6)
		17-7369 (1)	_____
CB450SC Nighthawk	82-83	17-7368 (6)	17-8032 (6)
		17-7369 (1)	_____

HONDA Street Application	Year	Friction	Drive(Metal)
CB450SC Nighthawk	85-86	17-7368 (6)	17-8032 (6)
		17-7369 (1)	_____
CL450K1-K6 Scrambler	68-74	17-5770 (7)	_____ (6)
CM450C Custom	1982	17-7368 (6)	17-8032 (6)
		17-7369 (1)	_____
CM450E	82-83	17-7368 (6)	17-8032 (6)
		17-7369 (1)	_____
CMX450C Rebel	86-87	17-7368 (6)	17-8032 (6)
		17-7369 (1)	_____ (1)
CB500T	75-76	17-5770 (7)	_____ (6)
CB500/K1/K2	71-73	17-7373 (7)	_____ (6)
CX500	78-79	17-1597 (6)	_____ (5)
CX500C Custom	79-82	17-1597 (6)	_____ (5)
CX500D Deluxe	79-81	17-1597 (6)	_____ (5)
CX500T Turbo	1982	_____	17-7485 (6)
FT500 Ascot	82-83	17-7368 (6)	_____ (7)
		17-7369 (1)	_____
GL500 Silverwing	81-82	17-1597 (6)	_____ (5)
GL500I Silverwing	81-82	17-1597 (6)	_____ (5)
VF500C Magna	84-85	17-7163 (8)	_____ (8)
VF500F Interceptor	84-86	17-7163 (8)	_____ (8)
VT500C Shadow	83-86	17-7368 (5)	17-8032 (5)
		17-7369 (1)	_____
VT500FT Ascot	83-84	17-7368 (5)	17-8032 (5)
		17-7369 (1)	_____
CB550/K1	74-75	17-1597 (7)	_____ (5)
CB550/K	76-78	17-1597 (6)	_____ (5)
CB550F Super Sport	1975	17-1597 (6)	_____ (6)
CB550F Super Sport	1976	17-1597 (6)	_____ (6)
CB550F Super Sport	76-77	17-1597 (6)	_____ (5)
CB550SC Nighthawk	1983	17-7373 (6)	_____ (5)
CB600F (519)	04-06	17-7298 (7)	17-7495 (7)
CBR600F Hurricane	1987	17-7373 (5)	_____ (5)
up to Engine 2020218		17-5770 (1)	_____
CBR600F Hurricane	1987	17-7373 (5)	_____ (5)
from Engine 2020219 on		17-5770 (1)	_____
CBR600F Hurricane	88-90	17-7373 (5)	_____ (4)
		17-5770 (1)	_____ (1)
CBR600F2 Hurricane	1991	17-7298 (8)	17-7495 (8)
		17-7369 (1)	_____
CBR600F2 Hurricane	1992	17-7298 (8)	_____ (8)
		17-7369 (1)	_____
CBR600F2 Hurricane	93-94	17-7298 (8)	17-7495 (8)
		17-7369 (1)	_____
CBR600F3 Hurricane	95-98	17-7484 (8)	17-7495 (8)
CBR600F4 Hurricane	99-00	_____ (5)	17-7495 (6)
		17-7484 (2)	_____
CBR600RR	03-06	17-7298 (7)	17-7127 (7)
VT600C Shadow	1988	17-7298 (6)	17-8032 (6)
VT600C Shadow	1989	17-7371 (7)	_____ (7)
VT600C Shadow	91-97	17-7298 (6)	17-8032 (6)
		17-7369 (1)	_____
VT600CD Shadow VLX	93-98	17-7298 (6)	17-8032 (6)
		17-7369 (1)	_____
VT600C Shadow	99-01	17-7484 (6)	17-8032 (6)
CB650	79-82	17-1597 (7)	_____ (7)



<b>HONDA Street</b>			
<i>Application</i>	<i>Year</i>	<i>Friction</i>	<i>Drive(Metal)</i>
CB650C Custom	80-81	<b>17-1597</b> (7)	—— (7)
CB650SC Nighthawk	1982	<b>17-1597</b> (7)	—— (7)
CB650SC Nighthawk	83-86	<b>17-7373</b> (6)	—— (5)
CX650C	1983	<b>17-1597</b> (7)	—— (6)
CX650T Turbo	1983	——	<b>17-7485</b> (6)
GL650/I Silverwing	1983	<b>17-1597</b> (7)	—— (6)
NT650 Hawk GT	88-89	<b>17-7371</b> (7)	—— (7)
NT650 Hawk GT	90-91	<b>17-7371</b> (7)	<b>17-7495</b> (7)
CB700SC Nighthawk	84-86	<b>17-7297</b> (6)	<b>17-7491</b> (5)
VF700C Magna	84-87	<b>17-7297</b> (6)	<b>17-7491</b> (5)
VF700F Interceptor	84-85	<b>17-7297</b> (7)	<b>17-7491</b> (6)
VF700S Sabre	84-85	<b>17-7297</b> (6)	<b>17-7491</b> (5)
VFR700F Interceptor	1986	<b>17-7298</b> (8)	<b>17-7495</b> (8)
		<b>17-7369</b> (1)	——
VFR700F2 Interceptor	86-87	<b>17-7298</b> (8)	<b>17-7495</b> (8)
		<b>17-7369</b> (1)	——
VT700C Shadow	84-87	<b>17-7297</b> (6)	<b>17-7491</b> (5)
CB750 Nighthawk	91-03	<b>17-7373</b> (1)	<b>17-7493</b> (5)
		<b>17-5770</b> (1)	—— (1)
CB750F Super Sport	75-78	<b>17-1598</b> (6)	<b>17-7491</b> (5)
CB750C/F/K/L twin cam	79-82	<b>17-7371</b> (7)	<b>17-8018</b> (6)
		<b>17-7372</b> (1)	—— (1)
CB750SC Nighthawk	82-83	<b>17-7371</b> (7)	<b>17-8018</b> (6)
		<b>17-7372</b> (1)	—— (1)
VF750C Magna	82-83	<b>17-7297</b> (6)	<b>17-7491</b> (5)
VF750C Magna	1988	<b>17-7297</b> (6)	<b>17-7491</b> (5)
VF750C Magna Magna Deluxe	94-03	<b>17-7298</b> (8)	<b>17-7495</b> (8)
		<b>17-7369</b> (1)	——
VF750F Interceptor	83-84	<b>17-7297</b> (7)	<b>17-7491</b> (6)
VF750S Sabre	82-83	<b>17-7297</b> (6)	<b>17-7491</b> (5)
VFR750F Interceptor	1986	<b>17-7298</b> (8)	<b>17-7495</b> (8)
		<b>17-7369</b> (1)	——
VFR750F	90-97	<b>17-7298</b> (8)	<b>17-7495</b> (8)
		<b>17-7369</b> (1)	——
VT750C Shadow	1983	<b>17-7297</b> (6)	<b>17-7491</b> (5)
PC800 Pacific Coast	89-90	<b>17-7297</b> (2)	—— (6)
PC800 Pacific Coast	94-98	<b>17-7297</b> (2)	—— (6)
VFR800FI Interceptor	98-99	<b>17-7298</b> (8)	<b>17-7495</b> (8)
		<b>17-7369</b> (1)	——
VT800C Shadow	1988	<b>17-7297</b> (6)	<b>17-7491</b> (5)
CB900C/F	80-82	<b>17-7371</b> (7)	<b>17-8018</b> (6)
		<b>17-7372</b> (1)	—— (1)
CBR900F (919)	02-07	<b>17-7298</b> (7)	<b>17-7127</b> (7)
CBR900RR	93-95	<b>17-7298</b> (8)	—— (8)
CBR900RR	96-97	<b>17-7368</b> (9)	<b>17-7127</b> (9)
CBR900RR	98-99	<b>17-7298</b> (7)	<b>17-7127</b> (7)
CBR929RR	00-01	<b>17-7298</b> (8)	—— (8)
CBR954RR	02-03	<b>17-7298</b> (8)	—— (8)
CB1000	94-95	<b>17-5770</b> (1)	<b>17-7493</b> (8)
		<b>17-7297</b> (8)	——
CB1000C Custom	1983	<b>17-7371</b> (7)	<b>17-8018</b> (6)
		<b>17-7372</b> (1)	—— (1)
CBR1000F Hurricane	87-88	<b>17-5770</b> (1)	<b>17-7493</b> (8)
		<b>17-7297</b> (8)	——
CBR1000F Hurricane	90-91	<b>17-5770</b> (1)	<b>17-7493</b> (8)
		<b>17-7297</b> (8)	——
CBR1000F Hurricane	93-95	<b>17-5770</b> (1)	<b>17-7493</b> (8)
		<b>17-7297</b> (8)	——
CBR1000RR	04-06	<b>17-7373</b> (6)	—— (6)
		<b>17-7297</b> (2)	—— (1)
GL1000/L Goldwing	75-79	<b>17-1598</b> (7)	——
VTR1000 Super Hawk	97-02	—— (10)	<b>17-7493</b> (9)
GL1100 Goldwing	80-83	<b>17-7236</b> (1)	<b>17-7485</b> (6)
		<b>17-7234</b> (7)	——
GL1100I Interstate	80-83	<b>17-7236</b> (1)	<b>17-7485</b> (6)
		<b>17-7234</b> (7)	——
GL1100A Aspencade	82-83	<b>17-7236</b> (1)	<b>17-7485</b> (6)
		<b>17-7234</b> (7)	——
ST1100	91-02	<b>17-5770</b> (2)	<b>17-7493</b> (9)
ST1100A (ABS)	92-02	<b>17-5770</b> (2)	<b>17-7493</b> (9)

<b>HONDA Street</b>			
<i>Application</i>	<i>Year</i>	<i>Friction</i>	<i>Drive(Metal)</i>
VF1100C V65 Magna	83-86	—— (8)	<b>17-8018</b> (7)
VF1100S V65 Sabre	84-85	—— (8)	<b>17-8018</b> (7)
VT1100C Shadow	85-90	<b>17-7297</b> (6)	<b>17-7491</b> (5)
VT1100C Shadow	92-96	<b>17-7297</b> (6)	<b>17-7491</b> (5)
VT1100C/C2/C2-2	97-01	—— (7)	<b>17-7493</b> (8)
GL1200 Goldwing	84-85	<b>17-7234</b> (9)	<b>17-7485</b> (7)
GL1200I Interstate	84-85	<b>17-7234</b> (9)	<b>17-7485</b> (7)
GL1200A Aspencade	84-85	<b>17-7234</b> (9)	<b>17-7485</b> (7)
GL1200L Limited	84-85	<b>17-7234</b> (9)	<b>17-7485</b> (7)
GL1200I Interstate	1986	——	<b>17-7485</b> (7)
GL1200A Aspencade	1986	——	<b>17-7485</b> (7)
GL1200SEI	1986	——	<b>17-7485</b> (7)
C3/D2/T		<b>17-7297</b> (2)	——
GL1500 Goldwing	88-89	<b>17-7371</b> (9)	—— (8)
GL1500 Goldwing	1990	<b>17-7371</b> (7)	—— (8)
		<b>17-7372</b> (1)	—— (1)
GL1500A Aspencade	91-98	<b>17-7371</b> (7)	—— (8)
		<b>17-7372</b> (1)	—— (1)
GL1500I Interstate	91-96	<b>17-7371</b> (7)	—— (8)
		<b>17-7372</b> (1)	—— (1)
GL1500SE	90-98	<b>17-7371</b> (7)	—— (8)
		<b>17-7372</b> (1)	—— (1)

<b>HONDA ATV</b>			
ATC90/K1/K2/K3	70-75	<b>17-7166</b> (3)	—— (4)
ATC90	76-78	<b>17-7166</b> (3)	—— (4)
TRX90 Fourtrax	93-03	<b>17-7163</b> (4)	<b>17-8155</b> (3)
ATC110	79-85	<b>17-7166</b> (3)	—— (4)
ATC125M	84-85	<b>17-7166</b> (3)	—— (4)
ATC125M	86-87	<b>17-7163</b> (4)	<b>17-8155</b> (3)
TRX125 Fourtrax	85-86	<b>17-7166</b> (3)	—— (4)
TRX125 Fourtrax	87-88	<b>17-7163</b> (4)	<b>17-8155</b> (3)
ATC185	1980	<b>17-7163</b> (4)	<b>17-8155</b> (3)
ATC185S	81-83	<b>17-7163</b> (4)	<b>17-8155</b> (3)
ATC200E/ES/M/S/X	81-85	<b>17-7163</b> (4)	<b>17-8155</b> (3)
ATC200X	83-85	<b>17-7163</b> (5)	<b>17-8155</b> (4)
ATC200X	86-87	<b>17-7163</b> (5)	—— (4)
TRX200 Fourtrax 200	1984	<b>17-7163</b> (4)	<b>17-8155</b> (3)
TRX200/D/SX Fourtrax	86-97	<b>17-7163</b> (5)	—— (4)
ATC250ES	85-87	<b>17-7368</b> (5)	<b>17-8164</b> (4)
ATC250R	81-84	<b>17-7160</b> (7)	—— (6)
ATC250R	1985	<b>17-7298</b> (7)	—— (6)
ATC250R	1986	<b>17-7298</b> (7)	<b>17-8164</b> (4)
ATC250SX	85-87	<b>17-7368</b> (5)	<b>17-8164</b> (4)
TRX250 Fourtrax 250	85-87	<b>17-7368</b> (5)	<b>17-8164</b> (4)
TRX250 Recon	97-01	<b>17-7163</b> (5)	—— (4)
TRX250R Fourtrax 250R	86-89	<b>17-7298</b> (7)	<b>17-8164</b> (4)
TRX250X Fourtrax 250X	87-88	<b>17-7298</b> (6)	<b>17-8164</b> (5)
TRX250X Fourtrax 250X	91-92	<b>17-7298</b> (6)	<b>17-8164</b> (5)
TRX250 Fourtrax Recon	02-11	<b>17-7163</b> (5)	—— (4)
TRX250EX Sportrax	01-05	<b>17-7163</b> (5)	—— (4)
TRX300 Fourtrax 300	88-00	<b>17-7368</b> (6)	<b>17-8164</b> (5)
TRX300EX	93-03	<b>17-7298</b> (6)	<b>17-8164</b> (5)
TRX300FW Fourtrax 300 4x4	88-00	<b>17-7368</b> (6)	<b>17-8164</b> (5)
ATC350X	85-86	<b>17-7298</b> (6)	<b>17-8164</b> (5)
TRX350 Fourtrax 4x4	86-87	<b>17-7368</b> (6)	<b>17-8164</b> (5)
TRX350D Foreman 4x4	87-89	<b>17-7368</b> (6)	<b>17-8164</b> (5)
TRX400EX	99-03	<b>17-7484</b> (7)	—— (6)
TRX400FW Foreman	95-01	<b>17-7368</b> (6)	<b>17-8164</b> (5)
TRX400FM Foreman	2003	<b>17-7368</b> (6)	—— (5)
TRX400FM Foreman	2002	<b>17-7368</b> (6)	<b>17-8164</b> (5)
TRX450S/ES Foreman	98-01	<b>17-7368</b> (6)	<b>17-8164</b> (5)
TRX450FE Foreman S/ ES	02-03	<b>17-7368</b> (6)	—— (5)
TRX450R/ER SportTrax	04-12	<b>17-7483</b> (7)	<b>17-7030</b> (7)
TRX500FE/FM/TM Foreman	05-06	<b>17-7368</b> (7)	<b>17-8164</b> (5)

<b>HONDA Dual Sport/Offroad</b>			
CR60R	83-84	<b>17-7163</b> (4)	<b>17-8155</b> (3)
XL75	77-79	<b>17-7163</b> (3)	<b>17-8155</b> (3)
XR75/K1/K2	73-75	<b>17-7163</b> (3)	<b>17-8155</b> (3)

SHOP EQUIP & TOOLS

HARD PARTS

CARB & FUEL

IGNITION/ELECTRICAL

CONTROL

SUSPENSION

ACCESSORIES

# K&L CLUTCH PLATES

SHOP EQUIP & TOOLS

HARD PARTS

CARB & FUEL

IGNITION/ELECTRICAL

CONTROL

SUSPENSION

ACCESSORIES

HONDA Dual Sport/Offroad			
Application	Year	Friction	Drive(Metal)
XR75	76-78	<b>17-7163</b> (3)	<b>17-8155</b> (3)
CR80R	80-83	<b>17-7163</b> (4)	<b>17-8155</b> (3)
CR80R	84-86	<b>17-7163</b> (5)	———— (4)
CR80R	87-02	<b>17-7163</b> (5)	<b>17-8155</b> (4)
CR80RB	96-02	<b>17-7163</b> (5)	<b>17-8155</b> (4)
CRF80F	04-09	<b>17-7163</b> (3)	<b>17-8155</b> (2)
XL80S	80-85	<b>17-7163</b> (3)	<b>17-8155</b> (2)
XR80	79-84	<b>17-7163</b> (3)	<b>17-8155</b> (2)
XR80R	85-88	<b>17-7163</b> (3)	<b>17-8155</b> (2)
XR80R	90-91	<b>17-7163</b> (3)	<b>17-8155</b> (2)
XR80R	93-03	<b>17-7163</b> (3)	<b>17-8155</b> (2)
CT90 Trail 90	69-79	<b>17-7166</b> (3)	———— (4)
ST90/K1/K2 Trail Sport 90	73-75	<b>17-7166</b> (3)	———— (4)
SL100K/K1/K2/K3	70-73	<b>17-7163</b> (5)	<b>17-8155</b> (4)
XL100/K1	74-75	<b>17-7163</b> (5)	<b>17-8155</b> (4)
XL100	76-78	<b>17-7163</b> (5)	<b>17-8155</b> (4)
XL/XR100	79-03	<b>17-7163</b> (4)	<b>17-8155</b> (3)
CT110	80-84	<b>17-7166</b> (3)	———— (4)
CT110	1986	<b>17-7166</b> (3)	———— (4)
CR125R	1981	<b>17-7163</b> (6)	———— (5)
CR125R	1982	<b>17-7163</b> (7)	———— (7)
CR125R	83-84	<b>17-7298</b> (6)	———— (5)
CR125R	1985	<b>17-5784</b> (6)	———— (5)
CR125R	86-99	<b>17-5784</b> (7)	———— (6)
CR125R	00-03	<b>17-5784</b> (8)	———— (7)
CT125 Trail 125	1977	<b>17-7163</b> (4)	<b>17-8155</b> (4)
NX125	88-90	<b>17-7163</b> (5)	<b>17-8155</b> (4)
SL125/K1/K2	71-73	<b>17-7163</b> (5)	<b>17-8155</b> (4)
TL125/K1/K2 Trials	73-75	<b>17-7163</b> (4)	<b>17-8155</b> (3)
TL125S Trials	1976	<b>17-7163</b> (5)	<b>17-8155</b> (4)
XL125/K1	74-85	<b>17-7163</b> (5)	<b>17-8155</b> (4)
SL175/K1	70-72	<b>17-7369</b> (5)	———— (4)
XL175	73-78	<b>17-7369</b> (5)	———— (4)
XL185S	79-83	<b>17-7163</b> (5)	<b>17-8155</b> (4)
XR185	1979	<b>17-7163</b> (5)	<b>17-8155</b> (4)
TLR200 Reflex	86-87	<b>17-7163</b> (5)	<b>17-8155</b> (4)
TR200 Fatcat	1986	<b>17-7163</b> (5)	———— (4)
XL200/R	83-84	<b>17-7163</b> (5)	<b>17-8155</b> (4)
XR200	80-84	<b>17-7163</b> (5)	<b>17-8155</b> (4)
XR200R	81-83	<b>17-7163</b> (5)	<b>17-8155</b> (4)
XR200R	84-85	<b>17-7298</b> (5)	<b>17-8164</b> (4)
XR200R	86-88	<b>17-7163</b> (5)	<b>17-8155</b> (4)
XR200R	90-91	<b>17-7163</b> (5)	<b>17-8155</b> (4)
XR200R	93-03	<b>17-7163</b> (5)	<b>17-8155</b> (4)
CRF250R	04-11	<b>17-5784</b> (8)	<b>17-8164</b> (7)
CRF250X	04-11	<b>17-5784</b> (7)	<b>17-8164</b> (7)
CR250M/M1	73-76	<b>17-1597</b> (7)	———— (6)
CR250R	78-80	<b>17-7160</b> (7)	———— (6)
CR250R	81-82	<b>17-1597</b> (7)	———— (6)
CR250R	84-89	———— (7)	<b>17-8168</b> (6)
CR250R	1990	———— (8)	<b>17-8168</b> (7)
CR250R	91-93	<b>17-7483</b> (8)	<b>17-8168</b> (7)
CR250R	94-07	<b>17-7483</b> (8)	<b>17-8168</b> (5)
		————	<b>17-7030</b> (2)
MR250 Elsinore offroad	1976	<b>17-1597</b> (7)	———— (6)
MT250/K1 Enduro-Dual	74-75	<b>17-1597</b> (7)	———— (6)
NX250	88-90	<b>17-7298</b> (6)	<b>17-8164</b> (5)
TL250 Trials	75-76	<b>17-1597</b> (7)	———— (6)
XL250/K1/K2 Motosport	72-75	<b>17-1597</b> (7)	———— (6)
XL250	1976	<b>17-1597</b> (7)	———— (6)
XL250S	78-80	<b>17-7368</b> (4)	———— (3)
XL250S	1981	<b>17-7368</b> (4)	———— (4)
		<b>17-7369</b> (1)	————
XL250R	82-83	<b>17-7368</b> (4)	———— (4)
		<b>17-7369</b> (1)	————
XL250R	84-87	<b>17-7298</b> (5)	<b>17-8164</b> (4)
XR250	79-80	<b>17-7368</b> (4)	———— (3)
XR250R	81-82	<b>17-7368</b> (4)	———— (4)
		<b>17-7369</b> (1)	————
XR250R	84-85	<b>17-7298</b> (5)	<b>17-8164</b> (4)
XR250R	86-95	<b>17-7298</b> (6)	<b>17-8164</b> (5)

HONDA Dual Sport/Offroad			
Application	Year	Friction	Drive(Metal)
XR250R	96-03	<b>17-7484</b> (6)	<b>17-8164</b> (5)
XR250L	91-96	<b>17-7298</b> (6)	<b>17-8164</b> (5)
SL350/K1/K2 Moto Sport	70-73	<b>17-1597</b> (8)	———— (7)
XL350	74-76	<b>17-1597</b> (7)	———— (6)
XL350R	84-85	<b>17-7298</b> (5)	<b>17-8164</b> (5)
		<b>17-7369</b> (1)	————
XR350R	83-85	<b>17-7298</b> (6)	<b>17-8164</b> (5)
XR400R	96-04	<b>17-7484</b> (7)	<b>17-8164</b> (6)
CR450R	1981	<b>17-1597</b> (7)	———— (6)
CRF450R/X	02-12	<b>17-7483</b> (8)	<b>17-7030</b> (7)
CR480R	1982	<b>17-1597</b> (7)	———— (6)
CR500R	84-89	———— (7)	<b>17-8168</b> (6)
CR500R	1990	———— (8)	<b>17-8168</b> (7)
CR500R	91-01	<b>17-7483</b> (8)	<b>17-8168</b> (7)
XL500S	79-81	<b>17-7368</b> (6)	<b>17-8035</b> (6)
		<b>17-7369</b> (1)	————
XL500R	1982	<b>17-7368</b> (7)	<b>17-8035</b> (6)
XR500	79-80	<b>17-7368</b> (7)	<b>17-8035</b> (6)
XR500R	81-82	<b>17-7368</b> (7)	<b>17-8035</b> (6)
XR500R	83-84	<b>17-7368</b> (7)	<b>17-8033</b> (6)
XL600R	83-87	<b>17-7368</b> (7)	<b>17-8033</b> (6)
XL600V Transalp	89-90	<b>17-7298</b> (6)	<b>17-8032</b> (6)
		<b>17-7369</b> (1)	————
XR600R	85-00	<b>17-7483</b> (7)	<b>17-8033</b> (6)
NX650	88-89	<b>17-7483</b> (7)	<b>17-8033</b> (6)
XR650L Dual Sport	93-09	———— (7)	<b>17-8033</b> (6)
XR650R	00-07	<b>17-7373</b> (6)	<b>17-8033</b> (6)

KAWASAKI Street			
Application	Year	Friction	Drive(Metal)
BN125A Eliminator	01-09	————	<b>17-7070</b> (4)
KZ200A1/A2	78-79	<b>17-7177</b> (6)	<b>17-7051</b> (5)
EL250B2/B3 Eliminator	88-89	<b>17-7184</b> (5)	<b>17-8113</b> (4)
EL250E1~E4 250HS	91-94	<b>17-7184</b> (5)	<b>17-8113</b> (4)
EX250 Ninja 250R	86-07	<b>17-7184</b> (5)	<b>17-8113</b> (4)
KH250A5 2-stroke triple	1976	<b>17-7179</b> (6)	———— (5)
KZ250D1/D2 LTD & CSR	80-81	<b>17-7177</b> (7)	<b>17-7051</b> (6)
KZ250L1 CSR	1982	<b>17-7177</b> (7)	<b>17-7051</b> (6)
KZ250W1 LTD	1983	<b>17-7177</b> (7)	<b>17-7051</b> (6)
S1A/S1B/S1C 250 2-stroke	73-75	<b>17-7179</b> (6)	———— (5)
KZ400A1/A2	77-78	———— (6)	<b>17-8113</b> (5)
KZ400B1/B2	78-79	———— (6)	<b>17-8113</b> (5)
KZ400C1	1978	———— (6)	<b>17-8113</b> (5)
KZ400/D/D3/D4	74-77	———— (6)	<b>17-8113</b> (5)
KZ400H1 LTD	1979	———— (6)	<b>17-8113</b> (5)
KZ400S/S2/S3 Special	75-77	———— (6)	<b>17-8113</b> (5)
EN450A1~A6 454 LTD	85-90	<b>17-7184</b> (7)	<b>17-8113</b> (6)
EN500A Vulcan	90-96	<b>17-7184</b> (7)	<b>17-8113</b> (6)
EN500C LTD Vulcan	96-09	<b>17-7184</b> (7)	<b>17-8113</b> (6)
EX500A1~A7	87-93	<b>17-7184</b> (7)	<b>17-8113</b> (6)
EX500D1~D12 Ninja 500R	94-09	<b>17-7184</b> (7)	<b>17-8113</b> (6)
H1/A/B-500 Mach III	69-71	<b>17-7177</b> (7)	<b>17-7051</b> (6)
H1C/H1D/H1E/H1F-500	72-75	<b>17-7177</b> (7)	<b>17-7051</b> (6)
KH500A8 2-stroke triple	1976	<b>17-7177</b> (7)	<b>17-7051</b> (6)
KZ550 (all)	80-84	<b>17-7183</b> (7)	———— (6)
ZX550A1/A2 GPz	84-85	<b>17-7183</b> (7)	<b>17-8113</b> (6)
ZL600A1/A2 Eliminator	86-87	<b>17-7183</b> (7)	<b>17-8113</b> (6)
ZL600B2/B3 Eliminator	96-97	<b>17-7183</b> (7)	<b>17-8113</b> (6)
ZX600A Ninja 600R	85-87	<b>17-7183</b> (7)	<b>17-8113</b> (6)
ZX600B1 Ninja 600RX	1987	<b>17-7183</b> (7)	<b>17-8113</b> (6)
ZX600C1~C10 Ninja 600R	88-97	<b>17-7183</b> (7)	<b>17-8113</b> (6)
ZX600D1~D4 Ninja ZX-6	90-93	<b>17-7185</b> (7)	<b>17-8039</b> (6)
ZX600E1~E10 Ninja ZX-6	93-02	<b>17-7185</b> (7)	<b>17-8039</b> (6)
ZX600E11-E12 ZZR600	03-05	<b>17-7185</b> (7)	<b>17-8039</b> (6)
ZX600F Ninja ZX-6R	95-97	<b>17-7949</b> (9)	<b>17-7068</b> (8)
ZX600G1/G2 Ninja ZX-6R	98-99	<b>17-7949</b> (9)	<b>17-7068</b> (8)
ZX600J1/J2/J3 Ninja ZX-6R	00-02	<b>17-7949</b> (9)	<b>17-7051</b> (8)
Ninja ZX-6RR	03-04	<b>17-7949</b> (9)	<b>17-7051</b> (8)
ZX600J4/J6F ZZR600	05-08	<b>17-7949</b> (9)	<b>17-7051</b> (8)
ZX600N Ninja ZX-6RR	05-06	<b>17-7949</b> (8)	———— (8)
ZX636B1/B2/C1 Ninja ZX-6R	03-05	<b>17-7949</b> (9)	<b>17-7051</b> (8)

<b>KAWASAKI Street Application</b>	<b>Year</b>	<b>Friction</b>	<b>Drive(Metal)</b>
ZX636 Ninja ZX-6R	2006	<b>17-7949</b> (9)	— (5)
KZ650B1/B2/B2A/B3	77-79	<b>17-7371</b> (7)	<b>17-8102</b> (6)
KZ650C1/C2/C3 Custom	77-79	<b>17-7371</b> (7)	<b>17-8102</b> (6)
KZ650D1/D1A/D2 SR	78-79	<b>17-7371</b> (7)	<b>17-8102</b> (6)
KZ650E1 LTD	1980	<b>17-7371</b> (7)	<b>17-8102</b> (6)
KZ650F1	1980	<b>17-7371</b> (7)	<b>17-8102</b> (6)
KZ650H1/H2/H3 CSR	81-83	<b>17-7371</b> (7)	<b>17-8102</b> (6)
KZ700A1	1984	<b>17-7371</b> (7)	<b>17-8102</b> (6)
VN700A1 Vulcan	1985	<b>17-7185</b> (8)	— (7)
ZN700A1/A2LTD	84-85	<b>17-7371</b> (7)	<b>17-8102</b> (6)
KZ750K1/K2 (2 cylinder)	83-84	<b>17-7184</b> (8)	— (7)
KZ750L3	1983	<b>17-7371</b> (7)	<b>17-8102</b> (6)
H2B 750 2-stroke triple	74-75	<b>17-7177</b> (6)	<b>17-7068</b> (6)
KZ750B1/B2/B3 B4 (2 cyl)	76-79	<b>17-7183</b> (8)	— (7)
KZ750E1/E2/E3	80-82	<b>17-7371</b> (7)	<b>17-8102</b> (6)
KZ750F1 LTD	1983	<b>17-7371</b> (7)	<b>17-8102</b> (6)
KZ750G1LTD (2 cylinder)	1980	<b>17-7183</b> (8)	— (7)
KZ750H LTD	80-83	<b>17-7371</b> (7)	<b>17-8102</b> (6)
KZ750M1 CSR (2 cylinder)	1982	<b>17-7184</b> (8)	— (7)
KZ750N1/N2 Spectre	82-83	<b>17-7371</b> (7)	<b>17-8102</b> (6)
KZ750R1 GPz	1982	<b>17-7371</b> (7)	<b>17-8102</b> (6)
VN750A2~A20 Vulcan	86-06	<b>17-7185</b> (8)	— (7)
ZR750F2 ZR-7	2000	<b>17-7947</b> (5)	— (6)
ZR750H1/H2/H3 ZR-7S	01-03	<b>17-7947</b> (5)	— (6)
ZR750K/K6F Z750S	05-10	<b>17-7949</b> (9)	<b>17-7051</b> (8)
ZX750A1/A2/A3 GPz	83-85	<b>17-7371</b> (7)	<b>17-8102</b> (6)
ZX750E1/E2 GPz Turbo	84-85	— (8)	<b>17-8102</b> (7)
ZX750F1~F4 Ninja 750R	87-90	<b>17-7189</b> (8)	<b>17-7059</b> (7)
ZX750H1 H2 Ninja ZX-7	89-90	<b>17-7183</b> (7)	—
ZX750J1/J2 Ninja ZX-7	91-92	<b>17-7183</b> (8)	—
ZX750K1/K2 ZX-7R	91-92	<b>17-7185</b> (8)	—
ZX750LNinja ZX-7	93-95	<b>17-7183</b> (8)	—
ZX750M1/M2 ZX-7R	93-94	<b>17-7185</b> (8)	—
ZX750N1/N2 Ninja ZX-7R	96-97	<b>17-7185</b> (8)	—
ZX750P1~P8 Ninja ZX-7R	96-03	<b>17-7183</b> (8)	—
Z1/Z1A/Z1B 900	73-75	<b>17-7371</b> (8)	<b>17-8102</b> (7)
KZ900A4/A5	76-77	<b>17-7371</b> (8)	<b>17-8102</b> (7)
KZ900B1 LTD	1976	<b>17-7371</b> (8)	<b>17-8102</b> (7)
ZL900A1/A2 Eliminator	85-86	<b>17-7189</b> (9)	— (7)
ZX900ANinja 900R	84-86	<b>17-7184</b> (8)	— (7)
ZX900B1~B4 Ninja ZX-9R	94-97	<b>17-7185</b> (8)	— (7)
ZX900C1/C2 Ninja ZX-9R	98-99	<b>17-7949</b> (10)	— (9)
ZX900E1/E2 Ninja ZX-9R	00-01	<b>17-7949</b> (10)	— (9)
ZX900F1/F2 Ninja ZX-9R	02-03	<b>17-7949</b> (10)	— (9)
KZ1000A1/A2/A3/A4	77-80	<b>17-7371</b> (8)	<b>17-8102</b> (7)
KZ1000B1/B2/B3/B4 LTD	77-80	<b>17-7371</b> (8)	<b>17-8102</b> (7)
KZ1000C1/C1A~C4 Police	78-81	<b>17-7371</b> (8)	<b>17-8102</b> (7)
KZ1000D1 Z1R	1978	<b>17-7371</b> (8)	<b>17-8102</b> (7)
KZ1000D1 Z1R	1980	<b>17-7371</b> (8)	<b>17-8102</b> (7)
KZ1000E1/E2 Shaft ST	79-80	<b>17-7183</b> (9)	<b>17-8039</b> (8)
KZ1000G1 LTD Classic	1980	<b>17-7371</b> (8)	<b>17-8102</b> (7)
KZ1000J1/J2/J3	81-83	<b>17-7184</b> (9)	<b>17-8039</b> (8)
KZ1000K1/K2 LTD	81-82	<b>17-7184</b> (9)	<b>17-8039</b> (8)
KZ1000M1/M2 CSR	81-82	<b>17-7184</b> (9)	<b>17-8039</b> (8)
KZ1000P1~P24 Police	82-05	<b>17-7184</b> (9)	<b>17-8039</b> (8)
KZ1000R1/R2 Replica	82-83	<b>17-7184</b> (9)	<b>17-8039</b> (8)
ZG1000A1~A20 Concours	86-06	<b>17-7189</b> (9)	— (8)
ZL1000A1 Eliminator	1987	<b>17-7189</b> (9)	— (8)
ZR1000A1 Z1000	03-09	<b>17-7949</b> (10)	— (9)
ZX1000A Ninja 1000R	86-87	<b>17-7189</b> (9)	<b>17-8039</b> (8)
ZX1000B Ninja ZX-10	88-90	<b>17-7189</b> (9)	—
ZX1000 ZX-10R	04-07	<b>17-7949</b> (10)	— (9)
KZ1100A1/A2/A3 Shaft	81-83	<b>17-7184</b> (9)	<b>17-8039</b> (8)
KZ1100B1/B2 GPz	81-82	<b>17-7184</b> (9)	<b>17-8039</b> (8)
KZ1100D1/D2 Spectre	82-83	<b>17-7184</b> (9)	<b>17-8039</b> (8)
KZ1100L1 LTD	1983	<b>17-7184</b> (9)	<b>17-8039</b> (8)
ZN1100B1/B2 LTD	84-85	<b>17-7189</b> (9)	<b>17-8039</b> (8)
ZR1100A1/A2/A3	92-94	<b>17-7185</b> (9)	<b>17-8039</b> (8)
ZR1100C3/C4 ZRX1100	99-00	<b>17-7183</b> (2)	<b>17-8039</b> (8)
		<b>17-7185</b> (7)	—
ZX1100A1/A2 GPz	83-84	<b>17-7189</b> (9)	<b>17-8039</b> (8)

<b>KAWASAKI Street Application</b>	<b>Year</b>	<b>Friction</b>	<b>Drive(Metal)</b>
ZX1100C1~C4 Ninja ZX-11	90-93	<b>17-7947</b> (9)	— (8)
ZX1100D1~D9 Ninja ZX-11	93-01	<b>17-7947</b> (9)	— (8)
ZX1100E1/E2/E3 GPz	95-97	<b>17-7947</b> (9)	— (8)
ZX1100F1 GPz (ABS)	1996	<b>17-7947</b> (9)	— (8)
ZG1200A1 Voyager XII	1986	<b>17-7189</b> (9)	— (8)
ZG1200B Voyager XII	87-03	<b>17-7189</b> (9)	— (8)
ZN1300A1~A6 Voyager	83-88	<b>17-7951</b> (8)	— (8)
VN1500 Series, (all)	87-10	<b>17-7951</b> (8)	<b>17-7128</b> (7)
VN1600 Series, (all)	03-08	<b>17-7951</b> (8)	<b>17-7128</b> (7)
VN1700 Series, (all)	09-12	<b>17-7951</b> (8)	<b>17-7128</b> (9)
VN2000 Series, (all)	04-10	<b>17-7951</b> (10)	<b>17-7128</b> (9)

<b>KAWASAKI ATV</b>	<b>Year</b>	<b>Friction</b>	<b>Drive(Metal)</b>
KLT160A1	1985	<b>17-7163</b> (5)	— (4)
KLF185A Bayou	85-88	<b>17-7163</b> (5)	— (4)
KLT185A1/A2	86-87	<b>17-7163</b> (5)	— (4)
KLT200A/B/C	81-84	<b>17-7177</b> (7)	<b>17-7051</b> (6)
KLF220A1~A15 Bayou	88-02	— (5)	<b>17-7070</b> (4)
KLF250A1/A2 Bayou 250	03-11	— (5)	<b>17-7070</b> (4)
KLT250A1/A2	82-84	<b>17-7177</b> (7)	<b>17-7051</b> (6)
KSF250A Mojave	87-04	<b>17-7177</b> (7)	<b>17-7051</b> (6)
KXF250A1/A2 Tecate 4	87-88	<b>17-5791</b> (8)	—
KLF400B1~B7 Bayou 4x4	93-99	— (6)	<b>17-7078</b> (5)
KSF450 KFX450R	08-12	— (8)	<b>17-7078</b> (7)

<b>KAWASAKI Dual Sport/Offroad</b>	<b>Year</b>	<b>Friction</b>	<b>Drive(Metal)</b>
KX60A1/A2	83-84	<b>17-7948</b> (5)	<b>17-7056</b> (4)
KX60B1~B19	85-03	<b>17-7948</b> (5)	<b>17-7056</b> (4)
KX65A	00-12	<b>17-7948</b> (5)	— (4)
KD80	75-90	<b>17-7948</b> (4)	<b>17-7056</b> (3)
KDX80	80-81	<b>17-7948</b> (4)	<b>17-7056</b> (3)
KDX80	82-88	<b>17-7948</b> (5)	<b>17-7056</b> (4)
KX80A1/A2	79-80	<b>17-7948</b> (4)	<b>17-7056</b> (3)
KX80C1/C2/E1/E2	81-84	<b>17-7948</b> (5)	<b>17-7056</b> (4)
KX80E3/G1/G2/J2	85-87	<b>17-7948</b> (6)	<b>17-7056</b> (5)
KX80L1	1988	— (7)	<b>17-7056</b> (6)
KX80L2/L3	89-90	— (6)	<b>17-7056</b> (6)
		<b>17-7486</b> (1)	—
KX80R1~R7	91-97	— (6)	<b>17-7056</b> (5)
		<b>17-7486</b> (1)	—
KX80T1/T2/T3/T4	91-94	— (6)	<b>17-7056</b> (5)
		<b>17-7486</b> (1)	—
KX80W1/W2/W3	98-00	<b>17-7163</b> (6)	— (5)
KX85A1/A2/A3/A4/A5	01-12	<b>17-7163</b> (6)	— (5)
G3TR-90 Bushmaster	69-70	<b>17-7948</b> (4)	<b>17-7056</b> (3)
MC1	73-75	<b>17-7948</b> (4)	<b>17-7056</b> (3)
G31M/G31M Centurion	70-71	<b>17-7948</b> (4)	<b>17-7056</b> (3)
G4TR-100 Trail Boss	1970	<b>17-7948</b> (4)	<b>17-7056</b> (3)
G4TRA/B/C/D/E 100	71-75	<b>17-7948</b> (4)	<b>17-7056</b> (3)
G5/G5A/B/C-100	72-75	<b>17-7948</b> (4)	<b>17-7056</b> (3)
KD/KE/KM/KV100	76-01	<b>17-7948</b> (4)	<b>17-7056</b> (3)
KX100B5/B6/B7	95-97	— (6)	<b>17-7056</b> (5)
		<b>17-7486</b> (1)	—
KX100	98-12	<b>17-7163</b> (6)	— (5)
F6/A/B-125 Enduro	71-73	<b>17-7179</b> (5)	— (4)
KD125/A2/A3/A4/A5	75-79	<b>17-7179</b> (5)	— (4)
KS125/A	74-75	<b>17-7179</b> (5)	— (4)
KE125A3~A10	76-83	<b>17-7179</b> (5)	— (4)
KX125/A/A3	74-76	<b>17-7179</b> (5)	— (4)
KX125A4/A5	78-79	<b>17-7179</b> (6)	— (4)
KX125A6	1980	<b>17-7179</b> (6)	— (5)
KX125B1	1982	<b>17-7179</b> (6)	— (4)
KX125B2	1983	<b>17-7179</b> (7)	— (6)
KX125C1	1984	<b>17-7179</b> (7)	— (4)
KX125K1-K4/L1-L4/M1-MB	94-05	<b>17-7139</b> (7)	<b>17-7051</b> (6)
F7A/B/C/D 175 Enduro	71-75	<b>17-7179</b> (5)	— (5)
KD175A1/A2/A3/A4	76-79	<b>17-7179</b> (5)	— (4)
KDX175A1/A2/A3	80-82	<b>17-7179</b> (6)	— (5)
KE175B1/B2/B3	76-78	<b>17-7179</b> (5)	— (4)
KE175D2/D3/D4/D5	80-83	<b>17-7179</b> (5)	— (4)

# K&L CLUTCH PLATES

SHOP EQUIP & TOOLS

HARD PARTS

CARB & FUEL

IGNITION/ELECTRICAL

CONTROL

SUSPENSION

ACCESSORIES

<b>KAWASAKI Dual Sport/Offroad</b>			
Application	Year	Friction	Drive(Metal)
KDX200A1 / A2/ A3	83-85	<b>17-7179</b> (7)	_____ (6)
KDX200H1~H11	95-09	_____ (8)	<b>17-7070</b> (7)
KDX220A4~A12	97-05	_____ (8)	<b>17-7070</b> (7)
KDX250D1 / D2/ D3/ D4	91-94	<b>17-5791</b> (8)	<b>17-7078</b> (7)
KL250A / C KLR	78-84	<b>17-7177</b> (7)	<b>17-7051</b> (6)
KL250D2~D22 KLR	85-05	<b>17-7177</b> (6)	<b>17-7068</b> (5)
KLX250A1 / A2	79-80	<b>17-7177</b> (7)	_____ (6)
KT250A / A2 Trials	75-76	<b>17-7179</b> (5)	_____ (4)
KX250E1	1987	<b>17-5791</b> (8)	_____ (7)
KX250F1	1988	<b>17-5791</b> (8)	<b>17-7074</b> (7)
KX250G1 / H1	89-90	<b>17-5791</b> (8)	<b>17-7074</b> (7)
KX250H2	1991	<b>17-5791</b> (8)	<b>17-7078</b> (7)
KX250J / K / L	92-01	_____ (8)	<b>17-7059</b> (7)
KX250F 4-stroke	04-12	<b>17-7949</b> (8)	<b>17-7051</b> (7)
KX250T8F KX250F 4-stroke	2008	<b>17-7949</b> (8)	_____ (7)
KX450F 4-stroke	06-12	<b>17-7483</b> (8)	<b>17-7078</b> (7)
KLX450R	08-12	<b>17-7483</b> (8)	<b>17-7078</b> (7)
KX500C1	1987	<b>17-5791</b> (8)	_____ (7)
KX500D1	1988	<b>17-5791</b> (8)	<b>17-7074</b> (7)
KX500E1~E16	89-04	<b>17-5791</b> (8)	<b>17-7074</b> (7)
KL600A1 / B1/ B2 KLR	84-86	<b>17-7183</b> (7)	<b>17-8113</b> (6)
KL650A1~A9	87-95	<b>17-7183</b> (7)	_____ (6)
KL650 KLR	96-11	<b>17-7183</b> (8)	_____ (7)
KL650B2/ B3 Tengai KLR	90-91	<b>17-7183</b> (7)	_____ (6)
KLX650A	93-95	<b>17-7183</b> (7)	_____ (6)
KLX650C1~C4 Dual Sport	93-96	<b>17-7183</b> (7)	_____ (6)
KLX650D1 Offroad	1996	<b>17-7183</b> (7)	_____ (6)

<b>KTM Dual Sport/Offroad</b>			
150SX	10-11	<b>17-7935</b> (7)	<b>17-7937</b> (4)
		_____	<b>17-7938</b> (2)
150XC	10-11	<b>17-7935</b> (7)	<b>17-7937</b> (4)
		_____	<b>17-7938</b> (2)
200EXC	98-05	_____	<b>17-7938</b> (2)
200MXC	98-03	_____	<b>17-7938</b> (2)
200SM	2005	_____	<b>17-7938</b> (2)
200SX	98-04	_____	<b>17-7938</b> (2)
200XC	2006	_____	<b>17-7938</b> (2)
200XC	2009	<b>17-7935</b> (7)	<b>17-7938</b> (2)
200XCW	06-07	_____	<b>17-7938</b> (2)
200XCW	2009	<b>17-7935</b> (7)	<b>17-7938</b> (2)
200XCW	10-11	<b>17-7935</b> (7)	<b>17-7937</b> (4)
		_____	<b>17-7938</b> (2)
250SXF	05-11	<b>17-7935</b> (8)	_____
250XCF	07-09	<b>17-7935</b> (8)	_____
250XCFW	07-11	<b>17-7935</b> (8)	_____

<b>SUZUKI Street</b>			
GN125Z/ D	82-82	<b>17-1601</b> (5)	<b>17-7031</b> (4)
GN125EM~EV	91-97	<b>17-1601</b> (5)	<b>17-7031</b> (4)
GT185K/ L/ M/ A/ B	73-77	<b>17-1601</b> (6)	<b>17-7031</b> (5)
GN250Z/ D	82-83	<b>17-7173</b> (4)	_____ (4)
		<b>17-5788</b> (1)	_____
GN250F	1985	<b>17-7173</b> (4)	_____ (4)
		<b>17-5788</b> (1)	_____
GN250J	1988	<b>17-7173</b> (4)	_____ (4)
		<b>17-5788</b> (1)	_____
GS250TT/ TX	80-81	<b>17-1601</b> (7)	<b>17-7031</b> (6)
GZ250X/ Y/ K1/ K2/ K3	99-03	<b>17-5788</b> (4)	_____ (4)
Marauder		_____ (1)	_____
GS300LZ/ LD	82-83	<b>17-5852</b> (8)	_____ (7)
GS300LF	1985	<b>17-5852</b> (8)	_____ (7)
GN400T/ XT/ XX/ TX/ TZ	80-82	<b>17-7173</b> (6)	<b>17-8120</b> (5)
GS400B/ XB/ C/ XC	77-78	<b>17-7336</b> (7)	<b>17-8120</b> (5)
GSF400M/ N/ P Bandit	91-93	_____ (6)	<b>17-7031</b> (7)
		<b>17-1601</b> (1)	_____
GS425N/ EN/ LN	1979	<b>17-7336</b> (7)	_____ (5)
GS450 Twins (all)	80-83	<b>17-7173</b> (7)	<b>17-8120</b> (6)
GS500EK~K2	89-02	<b>17-7173</b> (7)	<b>17-8120</b> (6)
GS550B/ C/ N	77-79	<b>17-7336</b> (7)	<b>17-8120</b> (6)
GS550EC/ EN/ ET	78-80	<b>17-7336</b> (7)	<b>17-8120</b> (6)

<b>SUZUKI Street</b>			
Application	Year	Friction	Drive(Metal)
GS550ED / ESD	1983	<b>17-7336</b> (7)	<b>17-8120</b> (6)
		_____	_____ (1)
GS550E	83-86	<b>17-7336</b> (7)	<b>17-8120</b> (6)
		_____	_____ (1)
GS550LN/ LT/ LX/ LZ	79-82	<b>17-7336</b> (7)	<b>17-8120</b> (6)
GS550LD	1983	<b>17-7336</b> (7)	<b>17-8120</b> (6)
		_____	_____
GS550LF/ LG	85-86	<b>17-7336</b> (7)	<b>17-8120</b> (6)
		_____	_____
GS550MZ Katana	1982	<b>17-7336</b> (7)	<b>17-8120</b> (6)
GS550TX	1981	<b>17-7336</b> (7)	<b>17-8120</b> (6)
GSF600ST~SK2 Bandit	96-02	<b>17-7173</b> (8)	_____ (7)
GSX600FJ~FM Katana	88-91	<b>17-7173</b> (8)	_____ (7)
GSX-R600WN/ WP	92-93	<b>17-7188</b> (8)	<b>17-8130</b> (7)
GSX-R600V/ W	97-98	<b>17-7105</b> (8)	<b>17-8151</b> (7)
		_____ (1)	<b>17-8152</b> (1)
GSX-R600X/ Y	99-00	<b>17-7105</b> (7)	_____ (8)
		_____ (1)	<b>17-8151</b> (1)
GSX-R600	04-06	<b>17-7298</b> (8)	_____ (7)
		_____ (1)	_____ (2)
RF600RR/ RS	94-95	<b>17-7188</b> (7)	<b>17-8130</b> (6)
		_____	_____ (1)
RF600RT	1996	<b>17-7188</b> (5)	<b>17-8130</b> (7)
		_____ (1)	_____ (1)
GR650D/ XD Tempter	1983	<b>17-7173</b> (7)	_____ (7)
		<b>17-5788</b> (1)	_____
GS650EX/ EZ	81-82	<b>17-7172</b> (8)	_____
GS650GX/ GZ/ GD	81-83	<b>17-7172</b> (8)	_____
GS650GLX/ GLZ/ GLD	81-83	<b>17-7172</b> (8)	_____
GS650MD Katana	1983	<b>17-7172</b> (8)	_____ (8)
LS650PG/ PH/ PJ Savage	86-88	<b>17-7173</b> (5)	_____ (5)
		<b>17-5788</b> (1)	_____
LS650PS~PK3 Savage	95-03	<b>17-7173</b> (5)	_____ (5)
		<b>17-5788</b> (1)	_____
SV650	99-02	<b>17-7173</b> (6)	<b>17-8120</b> (6)
		<b>17-5788</b> (1)	_____
XN85D Turbo	1983	<b>17-7172</b> (9)	<b>17-8120</b> (8)
GS700EF/ ESF	1985	<b>17-7172</b> (8)	_____
VS700GL Intruder	86-87	<b>17-7173</b> (6)	_____ (6)
		<b>17-5788</b> (1)	_____
GS750B/ C/ EC/ N/ EN	77-79	<b>17-7336</b> (8)	<b>17-8120</b> (7)
GS750E Series 16-valve	80-83	<b>17-7172</b> (8)	_____
GS750LN	1979	<b>17-7336</b> (8)	<b>17-8120</b> (7)
GS750LT/ LX	82-83	<b>17-7172</b> (8)	_____
GS750SD Katana	82-83	<b>17-7172</b> (8)	_____
GS750TZ/ TD	82-83	<b>17-7172</b> (8)	_____
		<b>17-5788</b> (1)	_____
GSX750FW~FK2 Katana	98-02	_____ (7)	_____ (7)
		<b>17-5788</b> (1)	_____
GSX-R750G/ H	86-87	<b>17-7173</b> (8)	_____ (7)
GSX-R750RG	1986	_____ (6)	_____
GSX-R750J/ K	88-89	<b>17-7188</b> (8)	_____ (9)
GSX-R750WP/ WR/ WS	93-95	<b>17-7188</b> (8)	<b>17-8130</b> (7)
GSX-R750T/ V	96-99	<b>17-7105</b> (9)	_____ (7)
		_____ (1)	<b>17-8152</b> (1)
GSX-R750	00-05	<b>17-7105</b> (10)	_____ (2)
		<b>17-7105</b> (10)	<b>17-8152</b> (7)
GSX-R750	06-07	<b>17-7949</b> (8)	_____ (2)
		_____	_____ (6)
VS750G Intruder	88-91	<b>17-7173</b> (6)	_____ (6)
		<b>17-5788</b> (1)	_____
VS800G Intruder	92-02	<b>17-7173</b> (6)	_____ (6)
		<b>17-5788</b> (1)	_____
VX800L	90-93	<b>17-7173</b> (6)	_____ (6)
		<b>17-5788</b> (1)	_____
VZ800V~K3 Marauder	97-03	<b>17-7173</b> (6)	_____ (6)
		<b>17-5788</b> (1)	_____
GS850G	79-83	<b>17-7172</b> (8)	_____
RF900RR	1994	<b>17-7268</b> (8)	<b>17-8125</b> (10)
		<b>17-7109</b> (2)	_____
		<b>17-7258</b> (1)	_____

<b>SUZUKI Street Application</b>			
Application	Year	Friction	Drive(Metal)
DL1000K2-K6 V-Strom	02-12	17-7947 (8)	17-8152 (2) 17-7132 (7) 17-7129 (1) 17-7133 (2)
GS1000C/EC/N/EN/ET	78-80	17-7337 (8)	———— (7)
GS1000GT/GLT/GX/GLX	80-81	17-7174 (9)	———— (8)
GS1000LN	1979	17-7337 (8)	———— (7)
GS1000SN/ST	79-80	17-7337 (8)	———— (7)
GS1000SZ Katana	1982	17-7174 (9)	———— (8)
GSX-R1000	05-07	17-7949 (9)	———— (9)
SV1000K/S	03-07	17-7947 (8)	17-7132 (7) 17-7129 (1) 17-7133 (2)
TL1000SV/SW	97-98	17-7105 (9)	———— (7) ———— (1) 17-8152 (2) 17-7266 (1) ————
TL1000RK1/RK2	01-02	17-7266 (1)	————
GS1100ET/EX/EZ	80-82	17-7174 (9)	———— (8)
GS1100GL/GK	82-84	17-7174 (9)	———— (8)
GS1100LT	1980	17-7174 (9)	———— (8)
GSX1100FJ~FP Katana	88-93	17-7268 (9)	17-8125 (10) 17-7277 (2) ————
GSX1100GM/GN/GP Shaft	91-93	17-7278 (5)	17-8125 (10) 17-7268 (5) ————
GSX-R1100G/H/J	86-88	17-7278 (11)	17-8125 (10)
GSX-R1100K/L/M/N	89-92	17-7268 (10)	17-8125 (10)
GSX-R1100WP/WR	93-94	17-7268 (10)	17-8125 (10) 17-7258 (1) ————
GSX-R1100WS/T/V/W	95-98	17-7268 (8)	17-8125 (10) 17-7109 (2) ———— 17-7258 (1) ————
GS1150ES3~ESG	83-86	17-7174 (9)	———— (1) 17-8152 (2)
GV1200GLF/GLG Madura	85-86	17-7173 (9)	———— (8) 17-5788 (1) ————
GV1200GLF2 Madura	1985	17-7173 (9)	———— (8) 17-5788 (1) ————
GSX1300R Hayabusa	99-06	17-7947 (8)	17-7132 (7) 17-7129 (2) 17-7133 (2)
VS1400G Intruder	87-09	17-7972 (9)	———— (9) 17-5788 (1) ————
GV1400G Cavalcade	86-88	17-7173 (10)	———— 17-5788 (1) ————

<b>SUZUKI ATV</b>			
Application	Year	Friction	Drive(Metal)
ALT125D/E/F/G	83-86	17-1601 (3)	———— (2)
LT125D/E/F/G/H	83-87	17-1601 (3)	———— (2)
LT160EK/EL/EM/EN	89-92	17-5852 (6)	———— (5)
LT-F160M~K1 Quad	91-01	17-5852 (6)	———— (5)
ALT185F	1985	17-1601 (3)	———— (2)
LT185E/F/G/H	84-87	17-1601 (3)	———— (2)
LT230EH/EJ/EK/EL	87-90	17-5852 (6)	———— (6)
LT230EM/EN/EP Quad	91-93	17-5852 (6)	———— (6)
LT230GEF/GEG	85-86	17-5852 (6)	———— (6)
LT230SF/SG/SH/SJ	85-88	17-5852 (6)	———— (5)
up to eng.104360			
LT230SF/SG/SH/SJ	85-88	17-1601 (6)	17-7031 (5)
from eng.104361			
LT250EFF/EFG	85-86	17-5852 (6)	———— (5)
LT250RF/RG Quadracer	85-86	17-1601 (6)	———— (5)
up to eng.103149			
LT250RF/RG Quadracer	85-86	———— (6)	17-7031 (5)
from eng.1031150			
LT250RH~RN Quadracer	87-92	17-7972 (6)	———— (5)
LT250SK/SL	89-90	———— (7)	17-7031 (6)
LT-F250J/K/L/M/N/P	88-93	17-5852 (7)	———— (6)
LT-F250R/S/T/V/W/X/Y/K1	94-01	17-5852 (7)	———— (6)
LT-F250FX/FY/FK1/FK2	99-02	17-5852 (7)	———— (6)
LT-F250FK2/FK3 Ozark	02-03	17-5852 (6)	———— (5)
LT300EH/EJ/EK	87-89	17-5852 (7)	———— (6)
LT-F300FX/FY/FK1/FK2	99-02	17-5852 (8)	———— (7)
LT-4WDH/J/K/L/M/N/P	87-93	17-5852 (7)	———— (6)

<b>SUZUKI ATV</b>			
Application	Year	Friction	Drive(Metal)
LT-4WDR/S/T	94-96	17-5852 (7)	———— (6)
LT-F4WDV/WDW	97-98	17-5852 (7)	———— (6)
LT-F4WDXM/N/P/R/S	91-95	17-5852 (8)	———— (7)
LT-F4WDXT/V/W King Quad	96-98	17-5852 (8)	———— (7)
LT-R450K6/K7	06-11	17-7134 (6)	17-7136 (6)
		17-7135 (2)	———— (1)
LT500RH/RJ/RK/RL Quad	87-90	17-7972 (8)	———— (7)

<b>SUZUKI Dual Sport/Offroad</b>			
Application	Year	Friction	Drive(Metal)
OR50N/T	78-79	17-1601 (3)	17-7031 (2)
RM50C/N/T	78-80	17-1601 (3)	17-7031 (2)
RM60N/T/X/Z/D	79-83	17-1601 (5)	17-7031 (4)
DS80C/N/T/X/Z/D	78-83	17-1601 (4)	17-7031 (3)
DS80F~Y	85-00	17-1601 (3)	17-7031 (3)
RM80B	1977	17-1601 (4)	17-7031 (3)
RM80C/N/T/X	78-81	17-1601 (5)	17-7031 (4)
RM80Z/D	82-83	17-1601 (4)	17-7031 (3)
RM80E/F	84-85	17-1601 (5)	17-7031 (4)
RM80	89-01	17-1601 (5)	———— (4)
RM85K2/K3	02-03	17-1601 (5)	———— (4)
DR100	83-90	17-1601 (5)	17-7031 (4)
DS100C/N/T/X	78-81	17-1601 (5)	17-7031 (4)
RM100A	1976	17-1601 (6)	17-7031 (5)
RM100B/C	77-78	17-1601 (7)	17-7031 (6)
RM100N/T/X	79-81	17-1601 (6)	17-7031 (5)
SP100D	1983	17-1601 (5)	17-7031 (4)
TM100L/M	74-75	17-1601 (6)	17-7031 (5)
TS100C/N/T/X	78-81	17-1601 (5)	17-7031 (4)
DR125Z/D/E	82-84	17-1601 (5)	17-7031 (4)
DR125G/H/J	86-88	17-1601 (5)	17-7031 (4)
DR125SER/SES/SET	94-96	17-1601 (5)	17-7031 (4)
DS125N/T/X	79-81	17-1601 (5)	17-7031 (4)
RM125M	1975	17-1601 (6)	17-7031 (5)
RM125A/B/C	76-78	17-1601 (7)	17-7031 (6)
RM125N/T	79-80	17-1601 (6)	17-7031 (5)
RM125X/Z/D	81-83	17-1601 (7)	17-7031 (6)
RM125E	1984	17-5852 (8)	———— (7)
RM125F/G/H	85-87	17-1601 (6)	17-7031 (5)
RM125J/K/L/M	88-91	17-5852 (8)	———— (7)
RV125K/L/M/A/B	73-77	17-1601 (5)	17-7031 (4)
SP125Z/D	82-83	17-1601 (5)	17-7031 (4)
SP125G/H/J	86-88	17-1601 (5)	17-7031 (4)
TC125J/K/L/M/A/B	72-77	17-1601 (5)	17-7031 (4)
TM125K/L/M Challenger	73-75	17-1601 (6)	17-7031 (5)
TS125L/M/A/B/C/N	74-79	17-1601 (5)	17-7031 (4)
PE175C/N/T/X/Z/D/E	78-84	17-1601 (7)	17-7031 (6)
RS175T/X/Z	80-82	17-1601 (7)	17-7031 (6)
DS185C/N/T	78-80	17-1601 (6)	17-7031 (5)
TC185L/M/A/B	74-77	17-1601 (6)	17-7031 (5)
TS185	74-81	17-1601 (6)	17-7031 (5)
DR200G/H/J	86-88	17-1601 (7)	17-7031 (5)
DR200SET~SEK3	96-03	17-1601 (1)	———— (6)
SP200G to eng# 102745	86-88	———— (6)	17-7031 (5)
SP200G from eng# 102746	86-88	———— (4)	17-7031 (5)
		17-1601 (2)	————
DR250Z/D	82-83	17-7173 (4)	———— (4)
		17-5788 (1)	————
DR250F	1985	17-7173 (4)	———— (4)
		17-5788 (1)	————
DR250L/M/N/P	90-93	17-7972 (7)	17-8120 (6)
DR250SL~SES Dual Sport	90-95	17-7972 (7)	17-8120 (6)
DR-Z250K1-K7	01-07	17-7298 (6)	———— (6)
		17-7369 (1)	————
DS250T	1980	17-7972 (6)	———— (6)
PE250B/C/N	77-79	17-7972 (5)	———— (5)
PE250T/X	80-81	17-7173 (5)	———— (4)
RL250L/M	74-75	17-7972 (6)	———— (6)
RM250A/B/C/C2	76-78	17-7972 (5)	———— (4)
RM250N/T/X/Z/D/E/F	79-85	17-7173 (5)	———— (4)
RM250G/H	86-87	17-7972 (6)	———— (5)
RM250J/K	88-89	17-7972 (8)	17-8120 (7)

SHOP EQUIP & TOOLS

HARD PARTS

CARB & FUEL

IGNITION/ELECTRICAL

CONTROL

SUSPENSION

ACCESSORIES

# K&L CLUTCH PLATES

SHOP EQUIP & TOOLS

HARD PARTS

CARB & FUEL

IGNITION/ELECTRICAL

CONTROL

SUSPENSION

ACCESSORIES

<b>SUZUKI Dual Sport/Offroad</b>			
Application	Year	Friction	Drive(Metal)
RM250L/M	90-91	———— (8)	<b>17-8120</b> (7)
RM250N/P	92-93	<b>17-7972</b> (9)	<b>17-8120</b> (8)
RM250R/S	94-95	<b>17-7972</b> (8)	<b>17-8120</b> (7)
RMX250K	1989	<b>17-7972</b> (8)	<b>17-8120</b> (7)
RMX250L/M	90-91	———— (8)	<b>17-8120</b> (7)
RMX250N/P	92-93	———— (9)	<b>17-8120</b> (8)
RMX250R/S/T/V/W	94-98	<b>17-7972</b> (8)	<b>17-8120</b> (7)
RM-Z250 4-strk	2003	<b>17-7189</b> (8)	<b>17-7145</b> (7)
RM-Z250 4-strk	04-06	<b>17-7949</b> (8)	<b>17-7051</b> (7)
RS250T/X	80-81	<b>17-7173</b> (5)	———— (4)
SP250Z/D Dual Sport	82-83	<b>17-7173</b> (4)	———— (4)
SP250F Dual Sport	1985	<b>17-7173</b> (4)	———— (4)
TM250J/K/L/M	72-75	<b>17-7972</b> (6)	———— (6)
DR350L~X Offroad	90-99	<b>17-7972</b> (7)	<b>17-8120</b> (6)
DR350SL~SEX Dual Sport	90-99	<b>17-7972</b> (7)	<b>17-8120</b> (6)
DR370C/N	78-79	<b>17-7972</b> (5)	———— (5)
RM370A/B	76-77	<b>17-7972</b> (6)	———— (5)
SP370C/N Dual Sport	78-79	<b>17-7972</b> (5)	———— (5)
DR400T	1980	<b>17-7173</b> (6)	<b>17-8120</b> (5)
DR-Z400	00-11	<b>17-7141</b> (7)	<b>17-7143</b> (7)
		<b>17-7144</b> (1)	————
PE400T/X	80-81	<b>17-7173</b> (6)	<b>17-8120</b> (5)
RM400C	1978	<b>17-7972</b> (6)	———— (6)
RM400N/T	79-80	<b>17-7173</b> (6)	———— (5)
SP400T	1980	<b>17-7173</b> (6)	<b>17-8120</b> (5)
TM400R Cyclone	71-75	<b>17-7972</b> (7)	———— (7)
TS400L/M/A/B	74-77	<b>17-7972</b> (7)	<b>17-8120</b> (7)
RM-Z450	06-11	<b>17-7134</b> (6)	<b>17-7136</b> (6)
		<b>17-7135</b> (2)	———— (1)
RM465X/Z	81-82	<b>17-7173</b> (8)	<b>17-8120</b> (7)
DR500X/Z/D	81-83	<b>17-7173</b> (5)	———— (5)
		<b>17-5788</b> (1)	————
RM500D/E	83-84	<b>17-7173</b> (8)	<b>17-8120</b> (7)
SP500X/Z/D Dual Sport	81-83	<b>17-7173</b> (5)	———— (5)
		<b>17-5788</b> (1)	————
SP600F Dual Sport	1985	<b>17-7173</b> (5)	———— (5)
		<b>17-5788</b> (1)	————
DR650SL~SES Dual Sport	90-95	<b>17-7972</b> (6)	———— (6)
<b>YAMAHA Street</b>			
SR185H/J Exciter	81-82	<b>17-7168</b> (5)	———— (1)
RD250/A/B	73-75	<b>17-7375</b> (7)	<b>17-7265</b> (1)
SR250G/H/J Exciter	80-82	<b>17-7359</b> (6)	———— (5)
SR250TH Exciter II	1981	<b>17-7359</b> (6)	———— (5)
SRX250T/TC	1987	<b>17-7375</b> (5)	———— (4)
XV250 Route 66	88-90	<b>17-7375</b> (5)	<b>17-7257</b> (4)
XV250 Virago 250	95-01	<b>17-7375</b> (4)	<b>17-7257</b> (4)
XV250 Virago 250	02-03	<b>17-7375</b> (4)	<b>17-7257</b> (4)
XV250 Virago 250	04-08	<b>17-7375</b> (4)	<b>17-7257</b> (4)
XV250 V-Star 250	08-11	<b>17-7375</b> (4)	<b>17-7257</b> (4)
R3-350	1969	<b>17-7375</b> (6)	———— (5)
R5/R5B/R5C-350	70-72	<b>17-7375</b> (7)	———— (6)
RD350/A/B	73-75	<b>17-7375</b> (7)	<b>17-7265</b> (6)
RZ350L	1984	<b>17-7359</b> (7)	<b>17-7265</b> (6)
RZ350N/NC/NCII	1985	<b>17-7375</b> (7)	<b>17-7265</b> (6)
XS360C/D/2D	76-77	<b>17-7171</b> (7)	———— (6)
FZ400	87-88	———— (8)	<b>17-7265</b> (7)
FZR400U/SUC~A/SAC	88-90	<b>17-5794</b> (8)	———— (7)
RD400C/D/E/F	76-79	<b>17-7375</b> (7)	<b>17-7265</b> (6)
XS400D/E/2E/F/2F	77-79	<b>17-7171</b> (7)	———— (6)
XS400G/H Special II	80-81	<b>17-7171</b> (7)	———— (6)
XS400J/K Maxim	82-83	<b>17-7355</b> (5)	———— (4)
XS400R/RK Seca	82-83	<b>17-7355</b> (5)	———— (4)
XS400SG/SH/SJ	80-82	<b>17-7171</b> (7)	———— (6)
SR500E/F/G/H	78-81	<b>17-7359</b> (8)	<b>17-7265</b> (7)
TX500/A	73-74	<b>17-7171</b> (8)	<b>17-7221</b> (7)
XS500B/C/D/E	75-78	<b>17-7171</b> (8)	<b>17-7221</b> (7)
XV500K Virago	1983	<b>17-5812</b> (6)	<b>17-7264</b> (5)
XV535 Virago	87-00	<b>17-5812</b> (6)	<b>17-7264</b> (5)
XJ550H/J/K Maxim	81-83	<b>17-7171</b> (7)	<b>17-7265</b> (7)
		<b>17-7375</b> (1)	————

<b>YAMAHA Street</b>			
Application	Year	Friction	Drive(Metal)
XJ550RH/RJ/RK Seca	81-83	<b>17-7171</b> (7)	<b>17-7265</b> (7)
		<b>17-7375</b> (1)	————
XZ550RJ/RK Vision	82-83	<b>17-7359</b> (8)	————
FJ600L/LC/N/NC	84-85	<b>17-7171</b> (8)	<b>17-7265</b> (7)
FZ6R	04-08	<b>17-7171</b> (2)	<b>17-7257</b> (7)
FZ6R	09-10	<b>17-7375</b> (1)	<b>17-7257</b> (7)
FZ600/S	86-88	<b>17-7171</b> (8)	<b>17-7265</b> (7)
FZR600 /R	89-99	<b>17-5794</b> (9)	———— (8)
SRX600S/SC	1986	<b>17-7359</b> (6)	<b>17-7265</b> (6)
		<b>17-7375</b> (1)	————
XJ600S Seca II	92-97	<b>17-7171</b> (8)	———— (7)
YZF600R	95-96	<b>17-7002</b> (9)	———— (8)
YZF600RJ/RJC~ RR	97-07	<b>17-7002</b> (7)	———— (8)
YZF-R6	99-10	<b>17-7003</b> (8)	<b>17-7257</b> (7)
YX600S Radian	86-90	<b>17-7171</b> (8)	<b>17-7265</b> (7)
TX650A	1974	<b>17-7355</b> (7)	———— (6)
XS650B/C/D/E/F/2F	75-79	<b>17-7355</b> (7)	———— (6)
XS650G/H Special II	80-81	<b>17-7355</b> (6)	———— (5)
XS650SE/SF Special	78-79	<b>17-7355</b> (7)	———— (6)
XS650SG/SH	80-81	<b>17-7355</b> (6)	———— (5)
XS650SJ/SK Heritage	82-83	<b>17-7355</b> (6)	———— (5)
XJ650G/H/J/K Maxim	80-83	<b>17-7171</b> (8)	———— (8)
XJ650LH Midnight Maxim	1981	<b>17-7171</b> (8)	———— (8)
XJ650LJ/LK Seca Turbo	82-83	<b>17-7171</b> (8)	———— (8)
XJ650RJ Seca	1982	<b>17-7171</b> (8)	———— (8)
XVS650 XV656 V-Star	98-11	<b>17-5812</b> (8)	<b>17-7264</b> (7)
FZ700T/TC	1987	<b>17-7171</b> (6)	———— (8)
		<b>17-7375</b> (1)	————
FZX700S/SC/T/TC	86-87	<b>17-7171</b> (7)	———— (8)
XJ700N/NC/S/SC Maxim	85-86	<b>17-7171</b> (7)	———— (8)
XJ700XN/XS Maxim X	85-86	<b>17-7171</b> (7)	———— (8)
XV700 Virago	84-87	<b>17-5812</b> (8)	<b>17-7264</b> (7)
FZ750N	1985	<b>17-7171</b> (7)	———— (8)
FZ750S/SC	1986	<b>17-7171</b> (8)	———— (8)
FZ750U/UC	1988	<b>17-7171</b> (6)	———— (8)
		<b>17-7375</b> (1)	————
FZR750RT/RU	87-88	<b>17-7171</b> (7)	———— (8)
		<b>17-7375</b> (1)	————
XS750D/2D	1977	<b>17-7171</b> (1)	<b>17-7221</b> (6)
XS750E/SE/F/SF	78-79	<b>17-7171</b> (7)	———— (6)
XJ750J/K Maxim	82-83	<b>17-7171</b> (8)	———— (8)
XJ750MK Midnight	1983	<b>17-7171</b> (8)	———— (8)
XJ750RH/RJ/RK Seca	81-83	<b>17-7171</b> (8)	———— (8)
XV750H/J/K Virago	81-83	<b>17-5812</b> (8)	<b>17-7264</b> (7)
XV750MK Midnight	1983	<b>17-5812</b> (8)	———— (7)
XV750 Virago	88-97	<b>17-5812</b> (8)	<b>17-7264</b> (7)
YZF750RF/RFC~RK/RKC	94-98	<b>17-7003</b> (9)	<b>17-7257</b> (8)
TDM850D/DC/E/EC	92-93	<b>17-7171</b> (7)	———— (7)
XS850 (all)	80-81	<b>17-7359</b> (7)	———— (6)
XJ900RK Seca	1983	<b>17-7171</b> (7)	———— (8)
XV920J/K Virago	82-83	<b>17-5812</b> (8)	———— (8)
XV920	81-83	<b>17-5812</b> (8)	<b>17-7264</b> (8)
FZR1000T/TC/U/UC	87-88	<b>17-7171</b> (7)	———— (8)
		<b>17-7375</b> (1)	————
FZR1000W/WC~G/GC	89-95	<b>17-7171</b> (7)	———— (8)
GTS1000A	93-94	<b>17-7171</b> (7)	———— (8)
XV1000 Virago	84-85	<b>17-5812</b> (8)	<b>17-7264</b> (8)
YZF1000RJ/RJC	1997	<b>17-7171</b> (8)	———— (8)
YZF1000RK/RKC	1998	<b>17-7355</b> (7)	———— (6)
YZF-R1	99-03	<b>17-7355</b> (7)	———— (6)
FJ1100L/LC/N/NC	84-85	<b>17-7355</b> (6)	———— (7)
		<b>17-7934</b> (2)	————
XJ1100J Maxim	1982	<b>17-7355</b> (8)	———— (8)
XS1100E/F/G/H	78-81	<b>17-7355</b> (8)	———— (7)
XS1100LG/LH Midnight	80-81	<b>17-7355</b> (8)	———— (7)
XS1100SF/SG/SH Special	79-81	<b>17-7355</b> (8)	———— (7)
XV1100 Virago	86-99	<b>17-5812</b> (8)	———— (8)
XV1100SH/SHC~SK/SKC	96-98	<b>17-5812</b> (8)	———— (8)
XVS1100 V-Star	99-02	<b>17-5812</b> (8)	———— (1)
FJ1200S/SC/T/TC	86-87	<b>17-7355</b> (6)	———— (7)

<b>YAMAHA Street Application</b>			
Application	Year	Friction	Drive(Metal)
		<b>17-7934</b> (2)	————
FJ1200W/WC~D/DC	89-92	<b>17-7355</b> (6)	———— (7)
		<b>17-7934</b> (2)	————
FJ1200AD/ADC/AE/AEC	92-93	<b>17-7355</b> (6)	———— (7)
		<b>17-7934</b> (2)	————
VMX12N/S V-Max	85-04	<b>17-5814</b> (1)	———— (7)
		<b>17-5813</b> (7)	————
XVZ12/13 Venture/ Royal	83-93	<b>17-5814</b> (1)	———— (7)
		<b>17-5813</b> (7)	————
XVZ13 Royal Star	96-00	<b>17-5814</b> (1)	———— (1)
Tour Classic/Tour Deluxe		<b>17-5813</b> (7)	———— (6)
XVZ13 Royal Star Venture	99-11	<b>17-5814</b> (1)	———— (1)
		<b>17-5813</b> (7)	———— (6)
XV1600 Road Star	99-03	<b>17-5814</b> (1)	———— (1)
		<b>17-5813</b> (8)	———— (7)
XV1700 Road Star	04-11	<b>17-5814</b> (1)	———— (1)
		<b>17-5813</b> (8)	———— (7)

<b>YAMAHA ATV</b>			
Application	Year	Friction	Drive(Metal)
YFM200N/D Moto-4	85-89	<b>17-5794</b> (5)	———— (4)
YFS200U~R Blaster	88-03	<b>17-5794</b> (6)	———— (6)
YTM200K/L/N Tri-Moto	83-85	<b>17-5794</b> (5)	———— (4)
YTM200EK/EL Tri-Moto	83-84	<b>17-5794</b> (5)	———— (4)
YTM200ERN Tri-Moto	1985	<b>17-5794</b> (5)	———— (4)
YFM225S/T/U Moto-4	86-88	<b>17-5794</b> (5)	———— (4)
YFU1W (230cc) Pro Hauler	1989	<b>17-5794</b> (5)	———— (4)
YTM225DXK/DXL/DXN	83-85	<b>17-5794</b> (5)	———— (4)
YTM225 Tri-Moto	85-86	<b>17-5794</b> (5)	———— (4)
YFB250D~H Timberwolf	92-96	<b>17-5794</b> (5)	———— (4)
YFB250F Timberwolf	94-00	<b>17-5794</b> (5)	———— (4)
YFB250UH Timberwolf	96-98	<b>17-5794</b> (5)	———— (4)
YFM250R Raptor	08-11	———— (4)	<b>17-7220</b> (5)
YFM250W/A/B Moto-4	89-91	<b>17-5794</b> (5)	———— (4)
YFM250XS Beartracker	2004	<b>17-5794</b> (5)	———— (4)
YTZ250N/S Tri-Moto	85-86	<b>17-5798</b> (7)	———— (6)
YFM350ERT~ERG Moto-4	87-95	<b>17-7375</b> (6)	<b>17-7257</b> (2)
YFM350FJ Big Bear	87-97	<b>17-7375</b> (6)	<b>17-7257</b> (2)
YFM350F Big Bear	97-99	<b>17-7375</b> (7)	———— (6)
YFM350F Wolverine	95-05	<b>17-7375</b> (7)	<b>17-7257</b> (2)
YFM350R Raptor	04-11	<b>17-7375</b> (6)	<b>17-7257</b> (2)
YFM350UH~UL Big Bear	96-99	<b>17-7375</b> (6)	<b>17-7257</b> (2)
YFM350X Warrior	87-05	<b>17-7375</b> (6)	<b>17-7257</b> (2)
YFP350U Terrapro	1988	<b>17-7375</b> (7)	———— (6)
YFZ350T~R Banshee	87-06	<b>17-7375</b> (7)	———— (6)
YFM400F Kodiak	93-99	<b>17-7375</b> (6)	<b>17-7257</b> (2)
YFM400M/FM Big Bear	00-11	<b>17-7375</b> (7)	<b>17-7257</b> (2)
YFZ450 /R	04-11	———— (6)	<b>17-7264</b> (7)
YFZ450X	08-11	———— (6)	<b>17-7264</b> (7)
YFM660R Raptor	01-05	<b>17-7359</b> (6)	————
		<b>17-7375</b> (2)	————
YFM70 YFM700 Raptor	06-11	————	<b>17-7264</b> (7)
YFM700 Raptor Special Edition	07-11	————	<b>17-7264</b> (7)



<b>YAMAHA Dual Sport/Offroad Application</b>			
Application	Year	Friction	Drive(Metal)
YZ60H/J/K	81-83	<b>17-5794</b> (4)	———— (3)
YZ80H/J/K/L/N	81-85	<b>17-5794</b> (5)	———— (4)
YZ80S/T/U/W/A/B/D	86-92	<b>17-5794</b> (6)	———— (5)
YZ80E1/F1	93-94	<b>17-7488</b> (6)	———— (5)
YZ80	95-01	<b>17-7488</b> (5)	———— (3)
		<b>17-5794</b> (2)	———— (3)
YZ100	76-83	<b>17-7168</b> (5)	———— (4)
IT125G/H	80-81	<b>17-7168</b> (5)	———— (4)
MX125C	1976	<b>17-7168</b> (6)	———— (5)
XT125J/K/KC Dual Sport	82-83	<b>17-7168</b> (4)	———— (3)
YZ125C/X	1976	<b>17-7168</b> (5)	———— (5)
YZ125D/E/F	77-79	<b>17-7168</b> (6)	———— (5)
YZ125G	1980	<b>17-7168</b> (5)	———— (4)
YZ125H	1981	<b>17-7168</b> (6)	———— (5)
YZ125	93-03	<b>17-7489</b> (8)	<b>17-7220</b> (7)
YZ125B/D1	91-92	<b>17-7489</b> (7)	<b>17-7220</b> (6)
YZ125	93-11	<b>17-7489</b> (8)	<b>17-7220</b> (7)
IT175D/E/F/G/H/J/K	77-83	<b>17-7168</b> (6)	———— (5)
YZ175C	1976	<b>17-7168</b> (6)	———— (5)
BW200N/S	85-86	<b>17-7168</b> (4)	———— (4)
BW200ES/ET/EU	86-88	<b>17-7168</b> (4)	———— (4)
IT200L/N/S	84-86	<b>17-7168</b> (6)	———— (5)
TW200T Trailway	87-04	<b>17-7168</b> (5)	———— (4)
WR200RD	1992	<b>17-5794</b> (6)	———— (6)
XT200J/K/KC	82-83	<b>17-7168</b> (5)	———— (4)
TT225S/T	86-87	<b>17-7168</b> (5)	———— (5)
		<b>17-7048</b> (1)	————
XT225 Serrow	94-05	<b>17-7168</b> (5)	———— (5)
		<b>17-7048</b> (1)	————
DT2MX-250	1972	<b>17-7375</b> (6)	———— (5)
DT250	74-76	———— (7)	<b>17-7221</b> (6)
DT250D/E/F	77-79	<b>17-7108</b> (7)	<b>17-7265</b> (6)
IT250D/E	77-78	<b>17-7171</b> (6)	<b>17-7265</b> (5)
IT250F/G	79-80	<b>17-7171</b> (5)	———— (4)
IT250H/J	81-82	<b>17-7171</b> (7)	———— (6)
IT250K	1983	<b>17-5798</b> (7)	———— (6)
MX250	73-74	<b>17-7375</b> (6)	———— (6)
MX250A	1974	<b>17-7108</b> (8)	———— (6)
MX250B	1975	<b>17-7108</b> (7)	<b>17-7265</b> (6)
TT250G/H/J	80-83	<b>17-7359</b> (6)	<b>17-7265</b> (5)
TT250RL/RLC	1999	<b>17-7489</b> (7)	<b>17-7220</b> (6)
TT-R250	00-06	<b>17-7489</b> (7)	<b>17-7220</b> (6)
WR250ZB/ZD/ZE	91-93	<b>17-7490</b> (7)	———— (6)
WR250ZF/ZG/ZH/ZJ	94-97	<b>17-7490</b> (8)	<b>17-7264</b> (7)
WR250F	01-11	<b>17-7489</b> (9)	———— (7)
WR250 R/X	08-11	———— (7)	<b>17-7220</b> (6)
XT250G/H/J/K/KC	80-83	<b>17-7359</b> (6)	———— (5)
XT250L/LC Dual Sport	1984	<b>17-7375</b> (5)	<b>17-7257</b> (4)
XT250	08-11	———— (6)	<b>17-7220</b> (5)
YZ250A/B	74-75	<b>17-7171</b> (6)	<b>17-7264</b> (5)
YZ250C	1976	<b>17-7171</b> (7)	<b>17-7265</b> (6)
YZ250D/E	77-78	<b>17-7171</b> (6)	<b>17-7265</b> (5)
YZ250F	1979	<b>17-7171</b> (5)	———— (4)
YZ250G	1980	<b>17-7171</b> (6)	———— (5)
YZ25H	1981	<b>17-7171</b> (7)	———— (6)
YZ250J/K/L/N/S/T	82-87	<b>17-5798</b> (7)	———— (6)
YZ250U/W/A	88-90	<b>17-5812</b> (7)	<b>17-7264</b> (6)
YZ250B/D1	91-92	<b>17-7490</b> (7)	———— (6)
YZ250	93-03	<b>17-7490</b> (8)	<b>17-7264</b> (7)
YZ250F Four-Stroke	01-11	<b>17-7489</b> (9)	<b>17-7264</b> (7)
YZ250WRW/WRA	89-90	<b>17-5812</b> (7)	———— (6)
BW350T/U	87-88	<b>17-7375</b> (7)	<b>17-7257</b> (1)
RD350 LC	(all)	————	<b>17-7221</b> (6)
TT350S/T	86-87	<b>17-7375</b> (7)	<b>17-7257</b> (1)
XT350N/NC~M/MC	85-00	<b>17-7375</b> (7)	<b>17-7257</b> (1)
DT360 LC	1974	————	<b>17-7221</b> (6)
MX360A/B	74-75	<b>17-7108</b> (8)	<b>17-7221</b> (7)
YZ360A/B	74-75	<b>17-7171</b> (6)	<b>17-7221</b> (5)
DT400	75-78	————	<b>17-7265</b> (6)
IT400C/D/E/F	76-79	<b>17-7171</b> (7)	<b>17-7265</b> (6)

SHOP EQUIP & TOOLS

HARD PARTS

CARB & FUEL

IGNITION/ELECTRICAL

CONTROL

SUSPENSION

ACCESSORIES

# K&L CLUTCH PLATES

SHOP EQUIP & TOOLS

HARD PARTS

CARB & FUEL

IGNITION/ELECTRICAL

CONTROL

SUSPENSION

ACCESSORIES

YAMAHA Dual Sport/Offroad			
Application	Year	Friction	Drive(Metal)
MX400B	1975	17-7108 (7)	_____ (6)
WR400FK/FL/FM	98-00	17-7061 (7)	17-7265 (7)
		17-7062 (1)	_____
YZ400C/D/E/F	76-79	17-7171 (7)	17-7265 (6)
YZ400FK/FL	98-99	17-7061 (7)	17-7265 (7)
		17-7062 (1)	_____
IT425G	1980	17-7171 (7)	17-7265 (6)
WR426FN/FP	01-02	17-7490 (8)	17-7255 (8)
		17-7063 (1)	_____
YZ426FM/FN	00-01	17-7490 (8)	17-7255 (8)
		17-7063 (1)	_____
YZ426FM/FN	01-02	_____ (8)	17-7255 (8)
WR450FR/FS	03-04	17-5812 (9)	17-7255 (8)
WR450FT/FV	05-06	17-5812 (8)	17-7264 (8)
WR450	07-11	_____ (8)	17-7264 (8)
YZ450FR/FS/FT/FV	03-06	17-5812 (9)	17-7255 (8)
YZ450	07-00	_____ (9)	17-7255 (8)
IT465H/J	81-82	17-7171 (7)	_____ (6)
YZ465G/H	80-81	17-7171 (7)	_____ (6)
IT490J/K	82-83	17-5798 (7)	_____ (6)
YZ490J/K/L/N	82-85	17-5798 (7)	_____ (6)
YZ490S/T/U/W/A	86-90	17-5798 (7)	_____ (6)
TT500C/D/E/F/G/H	76-81	17-7359 (8)	17-7265 (7)
XT500C/D/E/F/G/H	76-81	17-7359 (8)	_____ (7)
WR500ZD/ZE	92-93	17-5798 (7)	_____ (6)
XT550 Dual Sport	82-83	17-7359 (7)	17-7265 (7)
		17-7375 (1)	_____
TT600K/L/N/S	83-86	17-7359 (6)	17-7265 (7)
		17-7375 (1)	_____
TT600K/L/N/S	83-86	_____	17-7265 (6)
XT600L/LC-EG/EGC	84-95	17-7359 (6)	17-7265 (7)
		17-7375 (1)	_____

## ADJUSTABLE HOLDING TOOL

This adjustable holding tool is designed for holding flywheel magnetos. For dirt bike and scooter applications.



35-9807 Adjustable Holding Tool

## 8 LB. MAGNETIC PICK UP TOOL

This is a more powerful version of a workshop staple. Able to lift up to eight pounds, the pick-up extends to 24". A pocket clip allows you to easily carry it with you so it is always there when you need it.



35-7955 8 lb. Magnetic pick-up Tool

35-7955

## FLEXIBLE MAGNETIC PICKUP TOOL

Rigid flexible pickup tool bends to any position and stays there. Great for small parts in blindspots and other hard to reach places. 1.5lb capacity magnetic head is only 5/16" (8mm) in diameter.



35-7950 Shape Shifter Magnetic Tool

35-7950

**New!**

## K&L MC750 MOBILE EXHAUST GAS COLLECTOR

Mobile exhaust collection system unit will provide a safe working environment while running engines indoors. Just connect the rubber collector ends to the engine exhaust pipes and route the blower hose outside of the building. Blower extracts exhaust fumes at low rpm. Additional length of hoses are available to suit specific needs.

**Note: Note: Not suitable for use with Dynamometers.**

**Features include:**

- Two 3" x 5' intake hoses with heat resistant rubber collectors
- 110 volts
- Cabinet size 24" L x 16" W x 25" H
- Top storage Cabinet size 24" L x 16" W x 3" D
- Motor specs. 115v/60Hz x 6.4A x 3410rpm x 1/2hp
- Max. volume 20m<sup>3</sup>/min(CMM) or 706 ft<sup>3</sup>/min(CFM)

37-9648 K&L MC750 Mobile Exhaust Collector.

**Note: Not suitable for use with Dynamometers.**

35-9647 Optional 10' x 3" Intake Hose

35-9671 Replacement 5' x 3" Intake Hose

35-1338 Optional 32' Hose x 4" Exhaust Hose

35-9661 Optional Oval Hose End Adapter Attaches hose to end of muffler Sold each.

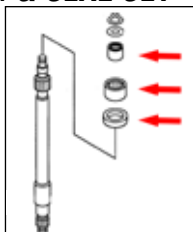
35-7125 Optional Exhaust Gas Hose Holder





## CLUTCH PUSH ROD LEVER BEARING & SEAL SET

Kits include needle bearings and oil seals.



### HONDA STREET

Application	Year	K&L#	NOTE
CBR600RR	03-10	17-1816	2 bearings, 1 oil seal
VT600C Shadow	88-90	17-1819	2 bearings, 1 oil seal
VT600CD2 Shadow	99-00	17-1816	2 bearings, 1 oil seal
VT600CD Shadow	93-07	17-1816	2 bearings, 1 oil seal
VT600C Shadow	91-03	17-1816	2 bearings, 1 oil seal
NT650 Hawk GT	88-90	17-1819	2 bearings, 1 oil seal
NTV650	91-97	17-1816	2 bearings, 1 oil seal
NT650	98-05	17-1816	2 bearings, 1 oil seal
VT750DC Shadow	01-02	17-1816	2 bearings, 1 oil seal
VT750CDA/B/C/D Shadow	02-03	17-1816	2 bearings, 1 oil seal
VT750CD/CD2 Shadow	98-99	17-1816	2 bearings, 1 oil seal

### HONDA ATV

TRX450R/ER	06-09	17-1828	2 bearings, 1 oil seal
TRX700XX	08-09	17-1817	2 bearings, 1 oil seal

### HONDA Dual Sports / Offroad

CRF250X	04-09	17-1828	2 bearings, 1 oil seal
CRF250R	04-10	17-1828	2 bearings, 1 oil seal
CR250R	88-07	17-1823	2 bearings, 1 oil seal
CRF450X	05-09	17-1828	2 bearings, 1 oil seal
CRF450R	02-11	17-1828	2 bearings, 1 oil seal
XR600R	85-00	17-1826	1 bearing, 1 oil seal
XR650L	93-09	17-1827	1 bearing, 1 oil seal
NX650	88-99	17-1827	1 bearing, 1 oil seal
XR650R	00-07	17-1816	2 bearings, 1 oil seal
XL650V	00-06	17-1816	2 bearings, 1 oil seal

### KAWASAKI Street

BN125 Eliminator	01-09	17-1850	1 bearings, 1 oil seal
EL250 Eliminator	88-94	17-1850	1 bearings, 1 oil seal
EX250 Ninja 250R	86-07	17-1850	1 bearings, 1 oil seal
EN450A 454LTD	85-90	17-1849	2 bearings, 1 oil seal
EN500 Vulcan 500	90-09	17-1849	2 bearings, 1 oil seal
EX500 Ninja	87-09	17-1849	2 bearings, 1 oil seal
ER-6N	06-12	17-1851	2 bearings, 1 oil seal
ZX600 ZX-6RR	03-05	17-1849	2 bearings, 1 oil seal
ZX600A Ninja 600R	85-87	17-1850	1 bearings, 1 oil seal
ZX600C Ninja 600R	88-93	17-1849	2 bearings, 1 oil seal
ZX600/F/G/J ZX-6R	95-01	17-1849	2 bearings, 1 oil seal
ZX600 ZZR	93-05	17-1849	2 bearings, 1 oil seal
ZX600D1-D4 ZX-6	90-93	17-1849	2 bearings, 1 oil seal
ZX600P/R ZX-6	07-12	17-1851	2 bearings, 1 oil seal
ZX636 ZX-6R	02-06	17-1849	2 bearings, 1 oil seal
EX650 Ninja	06-12	17-1851	2 bearings, 1 oil seal
KLE650 Versys	07-12	17-1851	2 bearings, 1 oil seal
ZR-7S H1-H3	01-03	17-1849	2 bearings, 1 oil seal
ZR-7 F1/F3/F5	99-03	17-1849	2 bearings, 1 oil seal
Z750J/L/S	04-08	17-1851	2 bearings, 1 oil seal
ZR750C1-C4 Zephyr	91-94	17-1849	2 bearings, 1 oil seal
VN800C1/C2 Drifter	99-01	17-1849	2 bearings, 1 oil seal
VN800 Classic	96-04	17-1849	2 bearings, 1 oil seal
ZX900 ZX-9R	98-03	17-1851	2 bearings, 1 oil seal
VN900C Custom	07-11	17-1849	2 bearings, 1 oil seal
VN900B Classic	06-10	17-1849	2 bearings, 1 oil seal
ZR1000 Z1000	03-11	17-1851	2 bearings, 1 oil seal
ZX1000 ZX-10R	04-09	17-1851	2 bearings, 1 oil seal
ZX1000J/K ZX-10R	11-12	17-1851	2 bearings, 1 oil seal
ZX1000G/H Ninja1000	11-12	17-1851	2 bearings, 1 oil seal
ZX1200 ZX-12R	00-06	17-1851	2 bearings, 1 oil seal

### KAWASAKI Dual Sports / Offroad

Application	Year	K&L#	NOTE
KDX250D1-D4	91-94	17-1852	2 bearings, 1 oil seal
KX250	90-07	17-1852	2 bearings, 1 oil seal
KX250F	06-11	17-1845	1 bearing, 1 oil seal
KX450F	06-11	17-1851	2 bearings, 1 oil seal
KLR600B6-B9	91-94	17-1850	1 bearing, 1 oil seal
KL650A KLR650	87-07	17-1850	1 bearing, 1 oil seal
KL650 Tengai	89-91	17-1850	1 bearing, 1 oil seal

### SUZUKI STREET

RF600R	93-96	17-1840	2 bearings, 1 oil seal
GSX-R750	88-95	17-1840	2 bearings, 1 oil seal
GSX-R1000	09-11	17-1841	1 bearing, 1 oil seal
GSX-R1000	05-06	17-1841	1 bearing, 1 oil seal
VZR1800 (M1092R)	06-09	17-1841	1 bearing, 1 oil seal

### SUZUKI ATV

LT-Z400Z	03-07	17-1848	2 bearings, 1 oil seal
LT-Z400	03-10	17-1848	2 bearings, 1 oil seal
LT-R450/Z	06-09	17-1848	2 bearings, 1 oil seal

### SUZUKI Dual Sports / Offroad

RM125	01-08	17-1842	1 bearing, 1 oil seal
RM-Z250	04-06	17-1845	1 bearing, 1 oil seal
RM-Z250	07-09	17-1846	2 bearings, 1 oil seal
RM-Z250	10-11	17-1847	2 bearings, 1 oil seal
RM250	01-08	17-1844	2 bearings, 1 oil seal
DR-Z400	00-04	17-1848	2 bearings, 1 oil seal
DR-Z400E	00-07	17-1848	2 bearings, 1 oil seal
DR-Z400S	00-09	17-1848	2 bearings, 1 oil seal
DR-Z400SM	05-08	17-1848	2 bearings, 1 oil seal
RM-Z450	05-07	17-1847	2 bearings, 1 oil seal
RM-Z450	08-11	17-1846	2 bearings, 1 oil seal

### YAMAHA STREET

XV535 Virago	88-01	17-1831	1 bearing, 1 oil seal
YZF-R6	99-10	17-1835	2 bearings, 1 oil seal
FZ6	04-09	17-1834	2 bearings, 1 oil seal
XJ650LH-LK	81-83	17-1832	2 bearings, 1 oil seal
XJ650G-K	80-83	17-1832	2 bearings, 1 oil seal
XVS650	98-02	17-1831	1 bearing, 1 oil seal
XJ750RH-RK	81-83	17-1832	2 bearings, 1 oil seal
XJ750MK	1993	17-1832	2 bearings, 1 oil seal
XJ750J/K	82-83	17-1832	2 bearings, 1 oil seal
XJ900RK Seca	1983	17-1832	2 bearings, 1 oil seal
YZF-R1	98-06	17-1834	2 bearings, 1 oil seal
YZF-R1	07-10	17-1835	2 bearings, 1 oil seal
FZS1000 Fazer	01-05	17-1833	2 bearings, 1 oil seal
XV1600A Road Star	00-03	17-1834	2 bearings, 1 oil seal
XV1700 Road Star Warrior	03-04	17-1834	2 bearings, 1 oil seal

### YAMAHA ATV

YFS200 Blaster	89-06	17-1838	1 bearing, 1 oil seal
YFZ350 Banshee	88-06	17-1839	1 bearing, 1 oil seal
YFM660R Raptor	03-05	17-1830	2 bearings, 1 oil seal
YFM70R YFM7R Raptor	06-11	17-1834	2 bearings, 1 oil seal

### YAMAHA Dual Sports / Offroad

YZ125	99-04	17-1837	1 bearing, 1 oil seal
WR250F YZ250F	01-10	17-1837	1 bearing, 1 oil seal
YZ250	00-11	17-1836	2 bearings, 1 oil seal
YZ400F	98-99	17-1837	1 bearing, 1 oil seal
WR400F	99-00	17-1837	1 bearing, 1 oil seal
YZ426F	00-01	17-1837	1 bearing, 1 oil seal
WR426F	01-02	17-1837	1 bearing, 1 oil seal
WR450F YZ450F	03-10	17-1837	1 bearing, 1 oil seal
XT550	82-83	17-1829	2 bearings, 1 oil seal
XT600E	96-02	17-1830	2 bearings, 1 oil seal
XT600K	91-93	17-1829	2 bearings, 1 oil seal
XT600 XT600E	84-95	17-1829	2 bearings, 1 oil seal

SHOP EQUIP & TOOLS

HARD PARTS

CARB & FUEL

IGNITION/ELECTRICAL

CONTROL

SUSPENSION

ACCESSORIES

# EMGO & FRAM OIL FILTERS

## EMGO OIL FILTERS

Sold each.

### APRILIA

K&L P/N	EMGO #	OEM P/N
19-6252	10-79100	



### ARCTIC CAT

19-0112	10-55500	3436005	Oil filter only
19-2557	10-55660	436001/ 436146/ 812005	Oil filter only
19-5016	10-82220		Chrome spin-on
19-5019	10-82240	3201044	Black spin-on
19-5031	10-55510	3470008	Oil filter only

### BMW

19-5026	10-24420	11421337198 / 11421337572	Black spin-on
---------	----------	---------------------------	---------------

### CAGIVA

19-2557	10-55660		Black spin-on
---------	----------	--	---------------

### HONDA

19-0197	10-99200	15410-KFO-315 / 15412-HM5-A10	Oil filter only
19-5019	10-82240	15410-MCJ-000	Black spin-on
19-0253	10-82210	15410-MJO-004	Black spin-on
19-5014	10-82230	15410-MM9-013	Black spin-on
19-5016	10-82220	15410-MM9-013	Chrome spin-on
19-1365	10-30200	154A1-413-005	Oil filter only
19-0252	10-37500	15410-426-010	with o-rings
19-0250	10-20300	15410-426-010	Oil filter only
19-5034	10-99210	15412-MEN-671	Oil filter only
19-5035	10-20310	91316-300-003 / 91317-MJO-000	Set of 2 o-rings only

### KAWASAKI

19-0250	10-20300	16099-003	Oil filter only
19-4095	10-30000	16099-004	Oil filter only
19-0253	10-82210	16097-1054	Black spin-on
19-5014	10-82230	16097-1063 / 1067 / 1072	Black spin-on
19-5016	10-82220	16097-1063 / 1067 / 1072	Chrome spin-on
19-5026	10-24420	16097-1070	Black spin-on
19-0197	10-99200	52010-1053	Oil filter only
19-5031	10-55510	5210-S004	Oil filter only
19-5039	10-24410	49065-2071	Oil filter only
19-5040	10-30010	52010-0001	Oil filter only
19-5042	10-73900	16090-1002	Oil filter only

### POLARIS

19-0197	10-99200	3088036	Oil filter only
19-5019	10-82240	3084963	Black spin-on

### SUZUKI

19-2557	10-55660	16510-34E00	Black spin-on
19-0112	10-55500	16510-25C00	Oil filter only
19-5031	10-55510	16510-29F00	Oil filter only
19-6178	10-85900	16510-37450	Oil filter only
19-5040	10-30010	16510-35G00	Oil filter only
19-5041	10-55600	16510-05A00	Oil filter only
19-5037	10-29810	16500-45000 / 16510-45820	Set of 2 o-rings only

### TRIUMPH

19-0250	10-20300	121003IT0301	Oil filter only
19-5019	10-82240	T1210444	Black spin-on

### YAMAHA

19-0247	10-28401	1L9-13441-11-00	Oil filter only
19-6147	10-79120	1UY-13440-02-00	Oil filter only
19-5014	10-82230	3FV-13440-00-00 / 5GH-13440-00-00	Black spin-on
19-5016	10-82220	3FV-13440-00-00	Chrome spin-on
19-6252	10-79100	4X7-13440-90-00	Oil filter only
19-6149	10-79110	5H0-13440-09-00	Oil filter only
19-5030	10-82250	5DM-13440-09-00	Black spin-on
19-5043	10-79130	5TA-13440-00-0	Oil filters only
19-5036	10-28510	1J7-13440-90-00	Set of 2 o-rings only

## FRAM OIL FILTERS

Sold each.

### HARLEY-DAVIDSON

K&L P/N	EMGO P/N	OEM P/N	Notes
19-7389	PH6022	63781-72R, 63796-77, 63805-80A, 63806-83	Black spin-on

### HONDA

19-7412	CH6015	15410-KFO-315	Oil filter & o-rings
		15412-HM5-A10	
19-7463	PH6010A	15410-MJO-004	Black spin-on
19-7444	PH6017A	15410-MM9-013	Black spin-on
19-7419	CH6007	154A1-413-005	Oil filter & o-rings
19-7442	CH6008	154A1-413-005	Oil filter & o-rings
19-7443	CH6009	15410-426-010	Oil filter & o-rings
19-9708	PH6607	15410-MCJ-000	Black spin-on

### KAWASAKI

19-7512*	CH6013	16099-002	Oil filter & o-rings
		O-Rings supplied fit Z1 / KZ900 / 1000. O-rings will not fit KZ750 2-cylinder and ZN / KZ1300 applications.	
19-7508	CH6012	16099-003	Oil filter & o-rings
19-7463	PH6010A	16097-1054	Black spin-on
19-7444	PH6017A	16097-1063 / 1066 / 1068	Black spin-on
		16097-1070 / 1072	

### SUZUKI

19-7517	PH6018	16510-34E00	Black spin-on
19-7513	CH6000	16510-45040	Oil filter & o-rings
19-7514	CH6001	16510-45040	Oil filter & o-rings

### YAMAHA

19-7544	CH6002	1J7-13440-91-00	Oil filter & o-rings
19-7543	CH6003	1L9-13441-11-00	Oil filter & o-rings
19-7444	PH6017A	3FV-13440-00-00	Black spin-on
		5GH-13440-00-00	
19-7550	CH6006	36Y-13441-00-00	Oil filter & o-rings
19-9707	CH6004	4X7-13440-90-00	Oil filter & o-rings
19-7519	CH6005	4X7-13440-90-00	Oil filter & o-rings



## FRAM PERF-FORM OIL FILTERS. Sold each.

**DUCATI** 19-6146 DUC-1 1987 and on except E900

**NOTE:** Filter may be too long on applications with aftermarket header pipes and for 907 applications.

**HONDA** 19-6137 J-503 15410-MM9-013

**KAWASAKI** 19-6137 J-503 16097-1063 / 1067 / 1072

**SUZUKI** 19-2558 J-509 16510-06B01

**YAMAHA** 19-6137 J-503 3FV-13440-00-00

## APPLICATIONS

### APRILIA

Application	Year	Emgo Filter only	Emgo w/o-ring	Fram w/o-ring
660 Pegaso Street	05-12	19-6252	—	—

### ARCTIC CAT

Application	Year	Emgo Filter only	Emgo w/o-ring	Fram w/o-ring
250DVX	06, 07	19-0112	—	—
250 Arctic Cat 2x4, DVX	99-06	19-0112	—	—
300 Arctic Cat	98-05	19-0112	—	—
Automatic 2x4 400	03-04	19-2557	—	—
4x4 400	04-07	19-2557	—	—
Act 4x4 400	2004	19-2557	—	—
Act Auto 4x4 400	03-08	19-2557	—	—
Automatic 4x4 400 LE	05-07	19-2557	—	—

## ARCTIC CAT

Application	Year	Emgo Filter only	Emgo w/o-ring	Fram w/o-ring
Automatic 4x4 TBX	04-06	19-2557	—	—
Automatic 4x4 400 TRV	06-07	19-2557	—	—
Automatic 4x4 400VP	05-06	19-2557	—	—
VP 400 4x4	05-06	19-2557	—	—
Arctic Cat 400	98-03	19-2557	—	—
Arctic Cat 454	96-98	19-2557	—	—
4x4 500	04-08	19-2557	—	—
Automatic 4x4 500	04-07	19-2557	—	—
Automatic 4x4 500 TBX	04-08	19-2557	—	—
Automatic 4x4 500 TRV	04-08	19-2557	—	—
650 Prowler H1/XT	07-09	19-5016	—	—
700EFI 4x4 Auto	08-09	19-5016	—	—
700H1 Prowler	08-09	19-5016	—	—
1000 Thundercat	08-09	19-5016	—	—
1000 H2 Prowler	2009	19-5016	—	—
600 4x4/LE	2004	19-5019	—	—
650 V-2 Auto/LE	04-05	19-5019	—	—
650 V-2 LE/TS	2006	19-5019	—	—
400 DVX/TS	04-08	19-5031	—	—

## BMW

R45/45N	78-85	19-5026	—	—
R50/5	69-73	19-5026	—	—
R60	69-84	19-5026	—	—
R65	78-95	19-5026	—	—
R65LS	80-82	19-5026	—	—
R75	69-84	19-5026	—	—
R80GS	80-95	19-5026	—	—
R80ST	82-90	19-5026	—	—
R80	84-95	19-5026	—	—
R80RT	85-95	19-5026	—	—
R80R	93-95	19-5026	—	—
R90	73-76	19-5026	—	—
R100CS/S	73-90	19-5026	—	—
*R100R, RS, RT *	87-96	19-5026	—	—
Models Without Oil Cooler				

## CAGIVA

650 V-Raptor	01-04	19-2557	—	—
650 Raptor I.E.	00-05	19-2557	—	—
1000 V-Raptor	00-05	19-2557	—	—
1000 Raptor	00-05	19-2557	—	—
1000 X-tra Raptor	00-05	19-2557	—	—
1000 Navigator	00-05	19-2557	—	—

## HARLEY-DAVIDSON (FRAM Oil Filters only)

Application	Year	Fram w/o-ring
FLD Switchback1690cc	2012	19-7389
FLHR Road King 1340cc	94-98	19-7389
FLHR Road King 1450cc	99-07	19-7389
FLHR Road King 1584cc	08-11	19-7389
FLHR Road King 1690cc	2012	19-7389
FLHRC Road King Classic 1340cc	1998	19-7389
FLHRC Road King Classic 1450cc	99-07	19-7389
FLHRC Road King Classic 1584cc	08-11	19-7389
FLHRC Road King Classic 1690cc	2012	19-7389
FLHRCI Road King Classic 1584cc	2010	19-7389
FLHRCI Road King Classic 1690cc	2011	19-7389
FLHRI Road King1584cc	10-11	19-7389
FLHR-I Road King w/Sidecar 1340cc	96-98	19-7389
FLHR-I Road King w/Sidecar 1450cc	98-06	19-7389
FLHRS Road King Custom 1450cc	04-07	19-7389
FLHS 1340cc	87-94	19-7389
FLHT Electra Glide 1340cc	84-98	19-7389
FLHT Electra Glide 1450cc	99-07	19-7389
FLHT Electra Glide Standard 1584cc	08-09	19-7389
FLHTC Electra Glide Classic 1340cc	84-98	19-7389
FLHTC Electra Glide Classic 1450cc	99-07	19-7389
FLHTC Electra Glide Classic 1584cc	08-11	19-7389
FLHTC Electra Glide Classic 1690cc	2012	19-7389

## HARLEY-DAVIDSON (FRAM Oil Filters only)

Application	Year	Fram w/o-ring
FLHTC-I 1584cc	10-11	19-7389
FLHTCU Ultra Classic Electra Glide 1584cc	08-11	19-7389
FLHTCU Ultra Classic Electra Glide 1690cc	2012	19-7389
FLHTC-U Ultra Classic Electra Glide 1340cc	87-98	19-7389
FLHTC-U Ultra Classic Electra Glide 1450cc	99-07	19-7389
FLHTC-UI 1584cc	10-11	19-7389
FLHTCUS Ultra Classic Electra Glide 1803cc	07-10	19-7389
FLHTCUSE6 CVO 1584cc	2010	19-7389
FLHTCUSE6 CVO 1803cc	2011	19-7389
FLHTCUSE7 CVO 1800cc	2012	19-7389
FLHTCUTG Tri GlideUltraClassic 1690cc	09-12	19-7389
FLHTK ElectraGlideUltraUnltd 1690cc	10-12	19-7389
FLHTP 1340cc	95-96	19-7389
FLHTP Police 1340cc	95-96	19-7389
FLHTXXX Street Glide Trike 1690cc	10-11	19-7389
FLHX Street Glide 1450cc	06-07	19-7389
FLHX Street Glide 1584cc	08-11	19-7389
FLHX Street Glide 1690cc	2012	19-7389
FLHXSE2 CVO Street Glide 1803cc	10-11	19-7389
FLHXSE3 CVO Street Glide 1800cc	2012	19-7389
FLHXXX Street Glide Trike 1690cc	2010	19-7389
FLS 1340cc	80-96	19-7389
FLST Softail 1450cc	00-06	19-7389
FLSTC Heritage Softail 1340cc	80-99	19-7389
FLSTC Heritage Softail 1450cc	00-07	19-7389
FLSTC Heritage Softail Classic 1584cc	08-11	19-7389
FLSTC Heritage Softail Classic 1690cc	2012	19-7389
FLSTCI 1584cc	10-11	19-7389
FLSTF 1690cc	2012	19-7389
FLSTF Fat Boy 1340cc	87-99	19-7389
FLSTF Fat Boy 1450cc	00-07	19-7389
FLSTF Fat Boy 1584cc	08-10	19-7389
FLSTFB 1690cc	2012	19-7389
FLSTFB Fat Boy Lo 1584cc	10-11	19-7389
FLSTFI 1584cc	10-11	19-7389
FLSTN Softail Deluxe 1450cc	05-07	19-7389
FLSTN Softail Deluxe 1584cc	08-11	19-7389
FLSTN Softail Deluxe 1690cc	2012	19-7389
FLSTNI 1584cc	10-11	19-7389
FLSTS Hertg Springer 1340cc	97-99	19-7389
FLSTS Hertg Springer 1450cc	00-03	19-7389
FLSTSB Cross Bones 1584cc	10-11	19-7389
FLSTSC Springer Classic 1450cc	05-07	19-7389
FLSTSE CVO Softail Convertible 1584cc	2010	19-7389
FLSTSE2 CVO Softail Convertible 1803cc	2011	19-7389
FLSTSE3 CVO Softail Convertible 1800cc	2012	19-7389
FLT 1340cc	80-90	19-7389
FLTC 1340cc	80-92	19-7389
FLTC-U 1340cc	87-90	19-7389
FLTR Road Glide 1340cc	1998	19-7389
FLTR Road Glide 1450cc	99-07	19-7389
FLTR Road Glide 1584cc	08-09	19-7389
FLTRSE Road Glide 1803cc	07-10	19-7389
FLTRSXE CVO 1800cc	2012	19-7389
FLTRU Road Glide Ultra 1690cc	2011	19-7389
FLTRUSE CVO Road Glide Ultra 1803cc	2011	19-7389
FLTRX Road Glide Custom 1584cc	10-11	19-7389
FLTRX Road Glide Custom 1690cc	2012	19-7389
FXCW Softail Rocker 1584cc	08-09	19-7389
FXCWC Softail Rocker C 1584cc	08-11	19-7389
FXD Dyna Super Glide 1450cc	99-07	19-7389
FXD Dyna Super Glide 1584cc	08-10	19-7389
FXDB Dyna Street Bob 1584cc	08-12	19-7389
FXDB Street Bob 1450cc	06-07	19-7389
FXDBI Street Bob 1584cc	11-10	19-7389
FXDC Dyna Super Glide Custom 1450cc	05-07	19-7389
FXDC Dyna Super Glide Custom 1584cc	08-12	19-7389
FXDCI Super Glide Custom 1584cc	10-11	19-7389
FXDF Dyna Fat Bob1584cc	08-11	19-7389
FXDF Dyna Fat Bob 1690cc	2012	19-7389
FXDF Fat Bob 1800cc	2010	19-7389

SHOP EQUIP & TOOLS

HARD PARTS

CARB & FUEL

IGNITION/ELECTRICAL

CONTROL

SUSPENSION

ACCESSORIES

# EMGO & FRAM OIL FILTERS

SHOP EQUIP & TOOLS

HARD PARTS

CARB & FUEL

IGNITION/ELECTRICAL

CONTROL

SUSPENSION

ACCESSORIES

## HARLEY-DAVIDSON (FRAM Oil Filters only)

Application	Year	Fram w/o-ring
FXDFSE Fat Bob 1803cc	07-10	<b>19-7389</b>
FXDFSE2 CVO Dyna Fat Bob 1584cc	2010	<b>19-7389</b>
FXDI Dyna Super Glide 1584cc	2010	<b>19-7389</b>
FXDL Dyna Low Rider 1340cc	93-94	<b>19-7389</b>
FXDL Dyna Low Rider 1450cc	99-07	<b>19-7389</b>
FXDL Dyna Low Rider 1584cc	08-09	<b>19-7389</b>
FXDS-Conv Dyna 1450cc	99-00	<b>19-7389</b>
FXDWG Dyna Wide Glide 1340cc	93-94	<b>19-7389</b>
FXDWG Dyna Wide Glide 1450cc	99-07	<b>19-7389</b>
FXDWG Dyna Wide Glide 1584cc	08-11	<b>19-7389</b>
FXDWG Dyna Wide Glide 1690cc	2012	<b>19-7389</b>
FXDWGI 1450cc	2011	<b>19-7389</b>
FXDWGI Dyna Wide Glide 1584cc	10-11	<b>19-7389</b>
FXDX Dyna Glide Sport 1450cc	99-05	<b>19-7389</b>
FXDXT Dyna T-Sport 1450cc	01-03	<b>19-7389</b>
FXLR 1340cc	87-94	<b>19-7389</b>
FXR 1340cc	82-94	<b>19-7389</b>
FXRS 1340cc	87-92	<b>19-7389</b>
FXRS-Conv Low Rider 1340cc	87-93	<b>19-7389</b>
FXRS-Sport Low Rider 1340cc	87-93	<b>19-7389</b>
FXRT 1340cc	87-92	<b>19-7389</b>
FXS Blackline 1690cc	2012	<b>19-7389</b>
FXST Softail 1340cc	84-99	<b>19-7389</b>
FXST Softail Standard 1450cc	00-07	<b>19-7389</b>
FXSTB Night Train 1450cc	01-07	<b>19-7389</b>
FXSTB Softail 1340cc	1999	<b>19-7389</b>
FXSTB Softail 1450cc	2000	<b>19-7389</b>
FXSTB Softail Cross Bones 1584cc	2010	<b>19-7389</b>
FXSTB Softail Night Train 1584cc	08-09	<b>19-7389</b>
FXSTC Softail 1340cc	87-99	<b>19-7389</b>
FXSTC Softail Custom 1450cc	2007	<b>19-7389</b>
FXSTC Softail Custom 1584cc	08-10	<b>19-7389</b>
FXSTCI Softail Custom 1584cc	2010	<b>19-7389</b>
FXSTD Softail Deuce 1450cc	00-07	<b>19-7389</b>
FXSTS Softail 1340cc	87-99	<b>19-7389</b>
FXSTS Softail Springer 1450cc	00-07	<b>19-7389</b>
FXSTSB Softail 1340cc	95-97	<b>19-7389</b>
FXSTSS Softail Springer 1803cc	07-10	<b>19-7389</b>
XL Sportster 1200cc	88-10	<b>19-7389</b>
XL Sportster 1000cc	84-85	<b>19-7389</b>
XL Sportster 883cc	84-10	<b>19-7389</b>
XL1200C Sportster 1200 Custom 1200cc	11-12	<b>19-7389</b>
XL1200L Sportster 1200 Low 1200cc	2011	<b>19-7389</b>
XL1200N Sportster 1200 Nightster 1200cc	11-12	<b>19-7389</b>
XL1200XXL Forty-Eight 1200cc	11-12	<b>19-7389</b>
XL883 Iron 883 883cc	11-12	<b>19-7389</b>
XL883L SuperLow 883cc	10-12	<b>19-7389</b>
XLC 1200cc	93-94	<b>19-7389</b>
XLC 883cc	93-94	<b>19-7389</b>
XLCH 1200cc	93-94	<b>19-7389</b>
XLCH 883cc	93-94	<b>19-7389</b>
XLH Sportster 1200cc	88-03	<b>19-7389</b>
XLH Sportster 1100cc	86-88	<b>19-7389</b>
XLH Sportster 883cc	86-03	<b>19-7389</b>
XLS 1000cc	84-85	<b>19-7389</b>
XLX 1000cc	84-85	<b>19-7389</b>
XR Sportster 1200cc	09-10	<b>19-7389</b>
XR1200X 1200cc	10-12	<b>19-7389</b>

## HONDA Street

Application	Year	Emgo Filter only	Emgo w/o-ring	Fram w/o-ring
CBR250	2011	<b>19-0197</b>	—————	<b>19-7412</b>
VTR250 Interceptor	88-90	<b>19-1365</b>	—————	<b>19-7419</b>
CB350F (4 cylinder)	72-74	<b>19-0250</b>	<b>19-0252</b>	<b>19-7443</b>
CB400A Automatic	1978	<b>19-1365</b>	<b>19-0252</b>	<b>19-7419</b>
CB400F Super Sport	75-77	<b>19-0250</b>	—————	<b>19-7443</b>
CB400F CB-1	89-90	<b>19-5014</b>	<b>19-5016</b>	<b>19-7444</b>
CB400T1/TII Hawk	78-81	<b>19-1365</b>	—————	<b>19-7442</b>
CM400A/C/E /T	79-81	<b>19-1365</b>	—————	<b>19-7442</b>
CB450SC Nighthawk	82-86	<b>19-1365</b>	—————	<b>19-7442</b>
CB450T Hawk	1982	<b>19-1365</b>	—————	<b>19-7442</b>

## HONDA Street

Application	Year	Emgo Filter only	Emgo w/o-ring	Fram w/o-ring
CM450A/C/E	82-83	<b>19-1365</b>	—————	<b>19-7442</b>
CB500/K	71-73	<b>19-0250</b>	<b>19-0252</b>	<b>19-7443</b>
CX500	78-79	<b>19-1365</b>	—————	<b>19-7442</b>
CX500C Custom	79-82	<b>19-1365</b>	—————	<b>19-7419</b>
CX500D Deluxe	79-81	<b>19-1365</b>	—————	<b>19-7419</b>
CX500TC Turbo	1982	<b>19-1365</b>	—————	<b>19-7419</b>
GB500	89-90	<b>19-0197</b>	—————	<b>19-7412</b>
GL500 Silverwing	81-82	<b>19-1365</b>	—————	<b>19-7419</b>
GL500I Silverwing Interstate	81-82	<b>19-1365</b>	—————	<b>19-7419</b>
VF500C Magna	84-85	<b>19-0253</b>	—————	<b>19-7463</b>
VF500F Interceptor	84-86	<b>19-0253</b>	—————	<b>19-7463</b>
VT500C Shadow	83-86	<b>19-0253</b>	—————	<b>19-7463</b>
VT500FT Ascot	83-84	<b>19-0253</b>	—————	<b>19-7463</b>
CB550F Super Sport	75-78	<b>19-0250</b>	<b>19-0252</b>	<b>19-7443</b>
CB550K	74-78	<b>19-0250</b>	<b>19-0252</b>	<b>19-7443</b>
CB550SC Nighthawk	1983	<b>19-0250</b>	<b>19-0252</b>	<b>19-7443</b>
CB600F	04-05	<b>19-5014</b>	<b>19-5016</b>	<b>19-9708</b>
CBR600F-F4 Hurricane	87-00	<b>19-5014</b>	<b>19-5016</b>	<b>19-7444</b>
CBR600F4i Hurricane	01-06	<b>19-5019</b>	—————	<b>19-9708</b>
CBR600SE	1998	<b>19-5014</b>	<b>19-5016</b>	<b>19-7444</b>
CBR600SJR	1996	<b>19-5014</b>	<b>19-5016</b>	<b>19-7444</b>
CBR600RR	04-07	<b>19-5019</b>	—————	<b>19-9708</b>
CBR600RR	08-11	<b>19-5014</b>	<b>19-5016</b>	<b>19-7444</b>
FSC600 Silver Wing	05-07	<b>19-5019</b>	—————	<b>19-9708</b>
FSC600 Silver Wing	08-11	<b>19-5014</b>	<b>19-5016</b>	<b>19-7444</b>
VT600C Shadow/VLX (all)	88-05	<b>19-5014</b>	<b>19-5016</b>	<b>19-7444</b>
CB650	79-82	<b>19-0250</b>	<b>19-0252</b>	<b>19-7443</b>
CB650C Custom	80-81	<b>19-0250</b>	<b>19-0252</b>	<b>19-7443</b>
CB650SC Nighthawk	82-85	<b>19-0250</b>	<b>19-0252</b>	<b>19-7443</b>
CX650C/T Custom/Turbo	1983	<b>19-1365</b>	—————	<b>19-7419</b>
GL650/I Silverwing & Interstate	1983	<b>19-1365</b>	—————	<b>19-7419</b>
NT650 Hawk GT	88-91	<b>19-5014</b>	<b>19-5016</b>	<b>19-7444</b>
NX650	88-90	<b>19-0197</b>	—————	<b>19-7412</b>
VT600C Shadow	88-07	<b>19-5014</b>	<b>19-5016</b>	<b>19-7444</b>
CB700SC Nighthawk	84-86	<b>19-0253</b>	—————	<b>19-7463</b>
DN-01 700cc	2009	<b>19-5014</b>	<b>19-5016</b>	<b>19-7444</b>
NSA700	2010	<b>19-5014</b>	<b>19-5016</b>	<b>19-7444</b>
NT700V/VA Veradero	10-11	<b>19-5019</b>	—————	<b>19-9708</b>
VF700C Magna	84-87	<b>19-0253</b>	—————	<b>19-7463</b>
VF700F Interceptor	84-87	<b>19-0253</b>	—————	<b>19-7463</b>
VF700S Sabre	84-85	<b>19-0253</b>	—————	<b>19-7463</b>
VT700C Shadow	84-87	<b>19-0253</b>	—————	<b>19-7463</b>
CB750 Nighthawk 750	91-04	<b>19-5014</b>	<b>19-5016</b>	<b>19-7444</b>
CB750A Automatic	76-78	<b>19-0250</b>	<b>19-0252</b>	<b>19-7443</b>
CB750C Custom	80-82	<b>19-0250</b>	<b>19-0252</b>	<b>19-7443</b>
CB750F Super Sport	75-82	<b>19-0250</b>	<b>19-0252</b>	<b>19-7443</b>
CB750K	69-82	<b>19-0250</b>	<b>19-0252</b>	<b>19-7443</b>
CB750SC Nighthawk	82-83	<b>19-0250</b>	<b>19-0252</b>	<b>19-7443</b>
RS750	2009	<b>19-5014</b>	<b>19-5016</b>	<b>19-7444</b>
VF750C Magna	82-83	<b>19-0253</b>	—————	<b>19-7463</b>
VF750C Magna	1988	<b>19-0253</b>	—————	<b>19-7463</b>
VF750C Magna	94-02	<b>19-5014</b>	<b>19-5016</b>	<b>19-7444</b>
VF750CD Magna Deluxe	95-98	<b>19-5014</b>	<b>19-5016</b>	<b>19-7444</b>
VF750F Interceptor	83-84	<b>19-0253</b>	—————	<b>19-7463</b>
VF750S Sabre	82-83	<b>19-0253</b>	—————	<b>19-7463</b>
VFR750F Interceptor	1986	<b>19-0253</b>	—————	<b>19-7463</b>
VFR750F	90-97	<b>19-5014</b>	<b>19-5016</b>	<b>19-7444</b>
VFR750R (RC30)	1990	<b>19-5014</b>	<b>19-5016</b>	<b>19-7444</b>
VT750C Shadow	1983	<b>19-0253</b>	—————	<b>19-7463</b>
VT750 Shadow (all)	98-11	<b>19-5014</b>	<b>19-5016</b>	<b>19-7444</b>
VT750 Shadow Aero	04-09	<b>19-5019</b>	—————	<b>19-9708</b>
PC800 Pacific Coast	89-90	<b>19-5014</b>	<b>19-5016</b>	<b>19-7444</b>
PC800 Pacific Coast	94-98	<b>19-5014</b>	<b>19-5016</b>	<b>19-7444</b>
VFR800FI Interceptor	98-01	<b>19-5014</b>	<b>19-5016</b>	<b>19-7444</b>
VFR800FI Interceptor	02-08	<b>19-5019</b>	—————	<b>19-9708</b>
VFR800F Interceptor	2009	<b>19-5014</b>	<b>19-5016</b>	<b>19-7444</b>
VT800C Shadow	1988	<b>19-0253</b>	—————	<b>19-7463</b>
CB900C Custom	80-82	<b>19-0250</b>	<b>19-0252</b>	<b>19-7443</b>
CB900F Super Sport	81-82	<b>19-0250</b>	<b>19-0252</b>	<b>19-7443</b>
CB900F (919)	02-05	<b>19-5019</b>	—————	<b>19-9708</b>





<b>KAWASAKI Dual Sport/Offroad Application</b>				
Application	Year	Emgo Filter only	Emgo w/o-ring	Fram w/o-ring
KL250A1~A5	78-82	19-4095	—	—
KL250C1/C2	83-84	19-4095	—	—
KL250D2~D22 KLR250	85-05	19-4095	—	—
KL250G4/G5/G6 Super Sherpa	00-03	19-0197	—	—
KLX250A1/A2	79-80	19-4095	—	—
KLX250D2/D2/D3/D4	94-96	19-0197	—	—
KX250F	04-13	19-5040	—	—
KLX300A2~A910	97-05	19-0197	—	—
KLX400A1/B1 KLX400SR	2003	19-5031	—	—
KL600A1/B1/B2 KLR600	84-86	19-4095	—	—
KL650A1~A19 KLR650	87-05	19-4095	—	—
KL650B2/B3 Tengai KLR650	90-91	19-4095	—	—
KLE650 Versys 650	08-12	19-5014	19-5016	19-7444
KLX650A1/A2/A3 Offroad	93-95	19-4095	—	—
KLX650C/D1	93-96	19-4095	—	—

<b>KAWASAKI Watercraft</b>				
STX-15F	04-05	—	19-5016	—
JT1500 X/LX/STX	09-12	—	19-5016	—

<b>POLARIS ATV</b>				
4-Stroke models (all)	95-03	19-5014	19-5016	19-7444
300 Sportsman	08-10	19-5014	19-5016	19-7444
300 Hawkeye 2x4, 4x4	07-11	19-5014	19-5016	19-7444
325 Magnum, Trail Boss, Expedition 2x4, 4x4	00-02	19-5014	19-5016	19-7444
330 Trail Blazer	08-12	19-5014	19-5016	19-7444
330 Magnum 2x4, 4x4	03-06	19-5014	19-5016	19-7444
330 Hawkeye 2x4, 4x4	2006	19-5014	19-5016	19-7444
330 ATP	04-05	19-5014	19-5016	19-7444
330 Trail Biss	03-12	19-5014	19-5016	19-7444
335 Sportsman	99-01	19-5014	19-5016	19-7444
400 Ranger/ 4x4 H.O.	08-12	19-5014	19-5016	19-7444
400 Sportsman 4x4	01-05	19-5014	19-5016	19-7444
400 Sportsman H.O.	08-12	19-5014	19-5016	19-7444
400L Xplorer	96-01	19-5014	19-5016	19-7444
425 Xpedition	00-02	19-5014	19-5016	19-7444
425 Magnum 6x6, 4x4, 2x4	95-98	19-5014	19-5016	19-7444
425 Ranger	01-03	19-5014	19-5016	19-7444
450 Sportsman	06-07	19-5014	19-5016	19-7444
Predator 500	03-07	—	19-0197	—
Troy Lee Version	2005	—	19-0197	—
Outlaw	06-07	—	19-0197	—
500 Xplorer	1997	19-5014	19-5016	19-7444
500 ATP HO	04-05	19-5014	19-5016	19-7444
500 Magnum	00-02	19-5014	19-5016	19-7444
500 Ranger 2x4, 4x4, EFI	06-12	19-5014	19-5016	19-7444
500 Scrambler	96-12	19-5014	19-5016	19-7444
500 Sportsman HO	00-12	19-5014	19-5016	19-7444
500 Sportsman HO Mossy Oak	2004	19-5014	19-5016	19-7444
500 Sportsman EFI	06-12	19-5014	19-5016	19-7444
500 Sportsman 6X6	00-07	19-5014	19-5016	19-7444
500 Sportsman HO X2	06-12	19-5014	19-5016	19-7444
600 Sportsman Twin+10/2/3	04-08	19-5014	19-5016	19-7444
700 Sportsman +2/Twin	07-09	19-5014	19-5016	19-7444
800 Sportsman	05-10	19-5014	19-5016	19-7444
800 Ranger RZR	08-09	19-5014	19-5016	19-7444

<b>SUZUKI Street Application</b>				
Application	Year	Emgo Filter only	Emgo w/o-ring	Fram w/o-ring
GS250TT/TX	80-81	—	—	19-7513
GS300LZ/LD/LF	82-85	—	—	19-7513
AN400/S	03-06	19-0112	—	—
GS400B/XB/C/XC	77-78	—	—	19-7513
GSF400M/N/P Bandit	91-93	—	—	19-7513
GS425N/EN/LN	1979	—	—	19-7513
GS450E/G/L/S/T	80-88	—	—	19-7513
GS500E/K	89-02	—	—	19-7513
GS500F	04-10	—	—	19-7513
GS550B/C/EC/N/EN/ET	77-80	—	—	19-7513

<b>SUZUKI Street Application</b>				
Application	Year	Emgo Filter only	Emgo w/o-ring	Fram w/o-ring
GS550E	83-86	—	—	19-7513
GS550L	79-86	—	—	19-7513
GS550MZ Katana	1982	—	—	19-7513
GS550TX	1981	—	—	19-7513
GSF600S Bandit	96-02	19-2557	—	19-7517
GSX600F Katana	88-08	19-2557	—	19-7517
GSX-R600WN/WP	92-93	19-2557	—	19-7517
GSX-R600	97-11	19-2557	—	19-7517
RF600RR/RS/RT	94-96	19-2557	—	19-7517
AN650 Burgman	03-10	19-2557	—	19-7517
DL650 /A V-Strom/(ABS)	04-11	19-2557	—	19-7517
GR650D/XD Tempter	1983	—	—	19-7513
GS650EX/EZ	81-82	—	—	19-7513
GS650G/GL	81-83	—	—	19-7513
GS650MD Katana	1983	—	—	19-7513
GSX650F	08-10	19-2557	—	19-7517
LS650 Savage	86-88	19-6178	—	—
LS650 Savage	95-11	19-6178	—	—
SV650	99-03	19-2557	—	19-7517
SV650S	04-10	19-2557	—	19-7517
XN85 Turbo	1983	—	—	19-7513
GS700EF/ESF	1985	—	—	19-7513
GV700 Madura	85-86	19-5041	—	—
VS700	1986	19-5041	—	—
VS700GL Intruder	1987	19-2557	—	19-7517
GS750B/C/EC/N/EN	77-79	—	—	19-7513
GS750ET/EX/EZ	80-82	—	—	19-7514
GS750ED/ESD	1983	—	—	19-7513
GS750LN	1979	—	—	19-7513
GS750LT/LX	80-81	—	—	19-7514
GS750SD Katana	1983	—	—	19-7514
GS750TZ/TD	82-83	—	—	19-7514
GSX750F Katana	89-08	19-2557	—	19-7517
GSX750/R	85-86	19-5041	—	—
GSX-R750	86-87	19-5041	—	—
GSX-R750	88-10	19-2557	—	19-7517
VS750GL Intruder	88-91	19-2557	—	19-7517
VL800 Intruder Volusia	01-04	19-2557	—	19-7517
VS800 C50 Boulevard	05-10	19-2557	—	19-7517
VS800GL Intruder	92-04	19-2557	—	19-7517
VS800 M50 Boulevard	05-10	19-2557	—	19-7517
VS800 S50 Boulevard	05-10	19-2557	—	19-7517
VX800L/M/N/P	90-93	19-2557	—	19-7517
VZ800 Marauder	97-06	19-2557	—	19-7517
GS850GN/GT/GX/GZ/GD	79-83	—	—	19-7514
GS850GLT/GLX/GLZ/GLD	80-83	—	—	19-7514
RF900RR/RS/RT/RV/RZS	94-97	19-2557	—	19-7517
DL1000 V-Strom	02-10	19-2557	—	19-7517
GS1000	78-81	—	—	19-7513
GS1000SZ Katana	1982	—	—	19-7514
GSX-R1000	01-10	19-2557	—	19-7517
SV1000/S	03-09	19-2557	—	19-7517
TL1000R	98-03	19-2557	—	19-7517
TL1000S	97-00	19-2557	—	19-7517
GS1100ET/EX/EZ/ED/ESD	80-83	—	—	19-7514
GS1100GK Shaft	82-84	—	—	19-7513
GS1100GLZ/GLD	82-83	—	—	19-7513
GS1100LT	1980	—	—	19-7514
GS1100SD Katana	1983	—	—	19-7514
GSX1100FJ~FP Katana	88-93	19-2557	—	19-7517
GSX1100GM/GN/GP Shaft	91-93	19-2557	—	19-7517
GSX-R1100	86-98	19-2557	—	19-7517
GS1150ES3~ESG	83-86	—	—	19-7514
GSF1200 Bandit	97-05	19-2557	—	19-7517
GV1200 Madura	85-86	19-5041	—	—
GSF1250 Bandit	08-10	19-2557	—	19-7517
GSX1300BK B-King	08-10	19-2557	—	19-7517
GSX1300R Hayabusa	99-11	19-2557	—	19-7517
GV1400 Cavalcade	1986	19-5041	—	—
GV1400 Cavalcade	87-88	19-2557	—	19-7517

# EMGO & FRAM OIL FILTERS

SHOP EQUIP & TOOLS

HARD PARTS

CARB & FUEL

IGNITION/ELECTRICAL

CONTROL

SUSPENSION

ACCESSORIES

SUZUKI Street Application	Year	Emgo	Emgo	Fram
		Filter only	w/o-ring	w/o-ring
VS1400GLP Intruder	87-04	19-2557	—	19-7517
VS1400 S90 Boulevard	05-10	19-2557	—	19-7517
VS1400 M90 Boulevard	09-10	19-2557	—	19-7517
VL1500W/X/Y Intruder LC	98-00	19-2557	—	19-7517
VL1500K1~K4 Intruder LC1500	01-04	19-2557	—	19-7517
VLR1800 Boulevard C109R	08-10	19-2557	—	19-7517
VLR1800 Boulevard M109R	07-10	19-2557	—	19-7517
VZR1800	06-07	19-2557	—	19-7517

SUZUKI ATV				
Application	Year	Emgo	Emgo	Fram
		Filter only	w/o-ring	w/o-ring
LT160 QuadRunner	03-04	19-0112	—	—
LT160E QuadRunner	89-92	19-0112	—	—
LT-F160/T	91-01	19-0112	—	—
LT230 Quadrunner	85-93	19-0112	—	—
LT230SF/SG/SH/SJ QuadSport	85-88	19-0112	—	—
LT-F230G/H	86-87	19-0112	—	—
LT250EF/EFF/EFG Quadrunner	85-86	19-0112	—	—
LT250SK/SL	89-90	19-0112	—	—
LT-F250J~FK1	88-02	19-0112	—	—
LT-F250 Ozark	99-09	19-0112	—	—
LT-F250FX/FY/FK1/FK2 Quad	99-02	19-0112	—	—
LT-Z250 QuadSport	04-09	19-0112	—	—
LT300EH/EJ/EK	87-89	19-0112	—	—
LT-F300FX/FY/FK1/FK2	99-02	19-0112	—	—
LT-4WDH~WDW 4WD Quad	87-98	19-0112	—	—
LT-F4WDXM~WDXW King Quad	91-98	19-0112	—	—
LT-A400F Eiger	02-08	19-2557	—	19-7517
LT-A400F King Quad	08-12	19-2557	—	19-7517
LT-F400F Eiger	04-07	19-2557	—	19-7517
LT-F400F King Quad	10-12	19-2557	—	19-7517
LT-Z400K3/K4/K5 QuadSport 400	03-05	19-5031	—	—
LT-A450X King Quad	07-10	19-2557	—	19-7517
LT-R450	06-09	19-5031	—	—
LT-500X King Quad	09-12	19-2557	—	19-7517
LT-A500/FK QuadMaster	00-01	19-2557	—	19-7517
LT-A500BK/FK/FCK Vinson	02-07	19-2557	—	19-7517
LT-F500F/FK Vinson	06-08	19-2557	—	19-7517
LT-F500FW~FK3 Quadrunner	98-02	19-2557	—	19-7517
LT-A700CXK King Quad Camo	05-08	19-2557	—	19-7517
LT-A700XK King Quad	05-08	19-2557	—	19-7517
LT-A750X King Quad	08-12	19-2557	—	19-7517

SUZUKI Dual Sport/Offroad				
Application	Year	Emgo	Emgo	Fram
		Filter only	w/o-ring	w/o-ring
DR125G/H/J	86-88	19-0112	—	—
DR125SER/SES/SET Dual Sport	94-96	19-0112	—	—
DR-Z125/L Offroad	03-09	19-0112	—	—
SP125G/H/J Dual Sport	86-88	19-0112	—	—
DR200SET~SEK3 Dual Sport	96-09	19-0112	—	—
SP200G/H/J Dual Sport	86-88	19-0112	—	—
RM-Z250	04-12	19-5040	—	—
DR-Z400 E/S/SM	00-13	19-5031	—	—
RMZ450/RMX450	05-12	19-5040	—	—
DR500X/Z/D	81-83	19-6178	—	—
SP500X/Z/D Dual Sport	81-83	19-6178	—	—
SP600F Dual Sport	1984	19-6178	—	—
DR650SL~SEK3 Dual Sport	90-11	19-6178	—	—

TRIUMPH				
Application	Year	Emgo	Emgo	Fram
		Filter only	w/o-ring	w/o-ring
600 Speed Four	05-06	19-5019	—	—
650 Daytona	05	19-5019	—	—
675 Daytona	06-12	19-5019	—	—
675 Speed Triple	07-12	19-5019	—	—
750 Speed Triple	95	19-0250	—	—
750 Thunderbird	91-98	19-0250	—	—
750 Daytona	91-95	19-0250	—	—
Tiger 800 / XC	11-12	19-5019	—	—
800 America	05-06	19-5019	—	—
800 Bonneville/T100	05-06	19-5019	—	—

TRIUMPH				
Application	Year	Emgo	Emgo	Fram
		Filter only	w/o-ring	w/o-ring
800/900 Speedmaster	06-09	19-5019	—	—
900 America	05-06	19-5019	—	—
900 Thruxton	04-12	19-5019	—	—
900/T100 Bonneville	06-12	19-5019	—	—
900 Scrambler/Speedmaster	06-12	19-5019	—	—
900 Trident	91-95	19-0250	—	—
900 Trophy	91-01	19-0250	—	—
900 Adventure	95-01	19-0250	—	—
900 Thunder Sport	99-03	19-0250	—	—
900 TT Legend	99-01	19-0250	—	—
900 Sprint Sports	95-98	19-0250	—	—
900 Speed Triple	94-96	19-0250	—	—
900 Thunderbolt	96	19-0250	—	—
900 Thunderbird	95-03	19-0250	—	—
900 Thunderbird Sport	99-03	19-0250	—	—
900 Tiger	91-00	19-0250	—	—
900 Daytona	94-97	19-0250	—	—
955I Daytona	05-06	19-5019	—	—
955I Tiger	05-06	19-5019	—	—
955I Speed Triple	06-08	19-5019	—	—
1000 Daytona	91-95	19-0250	—	—
1050 Sprint ST	06-12	19-5019	—	—
1050 Speed Triple	06-12	19-5019	—	—
1050 Tiger	07-12	19-5019	—	—
1200 Daytona	93-97	19-0250	—	—
1200 Trophy	91-93	19-0250	—	—
Thunderbird 1600	09-12	19-5019	—	—
Thunderbird 1700 Storm/BB	10-12	19-5019	—	—
Rocket III	04-12	19-5019	—	—
Rocket III Classic/Touring	06-12	19-5019	—	—

YAMAHA Street				
Application	Year	Emgo	Emgo	Fram
		Filter only	w/o-ring	w/o-ring
125X-Max	06-07	15-5043	—	—
XC180 Riva	83-85	19-6252	—	19-7519
SR185H/J	81-82	19-6149	—	—
XC200 Riva	87-91	19-6252	—	19-7519
SR250G/H/J/TH Exciter	80-82	19-6252	—	19-7519
SRX250T/TC	1987	19-6149	—	—
XV250U/UC/W/WC/A/AC	88-90	19-6252	—	19-7519
XV250G/GC~K/KC	95-98	19-6252	—	19-7519
XV250 V-Star	08-11	19-6252	—	19-7519
XV250L/LC Virago	1999	19-6252	—	19-7519
XV250P/PC/R Virago 250	02-03	19-6252	—	19-7519
XS360C/D/2D	76-77	19-0247	—	19-7543
FZR400U/SUC~A/SAC	88-90	19-0247	—	19-7543
XS400D/E/F/G/H	77-81	19-0247	—	19-7543
XS400E/2F	78-79	19-0247	—	19-7543
XS400J/K Maxim	82-83	19-0247	—	19-7543
XS400RJ/RK Seca	82-83	19-0247	—	19-7543
XS400SG/SH/SJ Special	80-82	19-0247	—	19-7543
SR500E/F/G/H	78-81	19-6252	—	19-7519
XP500 TMAX (Scooter)	09-10	19-5030	—	—
XV500K Virago	1983	19-6252	—	19-7519
XV535T/TC/U Virago	87-88	19-6252	—	19-7519
XV535A/AC Virago	1990	19-6252	—	19-7519
XV535E/EC~H/HC Virago	93-96	19-6252	—	19-7519
XV535J/JC~L/LC Virago	97-99	19-6252	—	19-7519
XJ550H/J/K Maxim	81-83	19-0247	—	19-7543
XJ550RH/RJ/RK Seca	81-83	19-0247	—	19-7543
XZ550RJ/RK Vision	82-83	19-6252	—	19-7519
FJ600L/LC/N/NC	84-85	19-0247	—	19-7543
FZ600	86-88	19-0247	—	19-7543
FZ6R	10-11	19-5014	19-5016	19-7444
FZR600	1990	19-0247	—	19-7543
FZR600R	91-99	19-5014	19-5016	19-7444
FZ6	04-09	19-5014	19-5016	19-7444



YAMAHA Street Application	Year	Emgo	Emgo	Fram
		Filter only	w/o-ring	w/o-ring
SRX600S/SC	1986	19-6252	—	19-7519
XJ600SD/SDC~SK/SKC Seca II	92-98	19-5014	19-5016	19-7444
YX600S/SC~A/AC Radian	86-90	19-0247	—	19-7543
YZF600RG/RGC~RR	95-07	19-5014	19-5016	19-7444
YZF-R6	99-11	19-5014	19-5016	19-7444
J650G/H/J/K Maxim	80-83	19-0247	—	19-7543
XJ650LH Midnight Maxim	1981	19-0247	—	19-7543
XJ650LJ/LK Seca Turbo	82-83	19-0247	—	19-7543
XJ650RJ Seca	1982	19-0247	—	19-7543
XV5650 V-Star (all)	98-11	19-6252	—	19-9707
FZ700T/TC	1987	—	—	19-7550
FZX700S/SC/T/TC Fazer	86-87	—	—	19-7550
XJ700/X Maxim/Maxim X	85-86	19-0247	—	19-7543
XV700 Virago	84-87	19-6252	—	19-9707
FZ750	85-88	—	—	19-7550
FZR750RT/RU	87-88	—	—	19-7550
XJ750J/K Maxim	82-83	19-0247	—	19-7543
XJ750MK Midnight Maxim	1983	19-0247	—	19-7543
XJ750RH/RJ/RK Seca	81-83	19-0247	—	19-7543
XS750D/2D/E/F	77-79	—	—	19-7544
XS750SE/SF Special	78-79	—	—	19-7544
XV750H/J/K Virago	81-83	19-6252	—	19-9707
XXV750MK Midnight Virago	81-83	19-6252	—	19-9707
XV750 Virago	88-98	19-6252	—	19-9707
YZF750	94-98	19-5014	19-5016	19-7444
FZ8	11-12	19-5014	19-5016	19-7444
TDM850D/DC/E/EC	92-93	19-6252	—	19-7519
XS850G/H	80-81	—	—	19-7544
XS850LG/LH Midnight Special	80-81	—	—	19-7544
XS850SG/SH Special	80-81	—	—	19-7544
XJ900RK Seca	1983	19-0247	—	19-7543
XV920J/K Virago	82-83	19-6252	—	19-9707
XV920MK Midnight Virago	81-83	19-6252	—	19-9707
XV920RH/RJ	81-82	19-6252	—	19-9707
XVS950 V-Star	10-11	19-5014	19-5016	19-7444
FZR1000T/TC~A/AC	87-90	—	—	19-7550
FZR1000B/BC~G/GC	91-95	19-5014	19-5016	19-7444
FZR1000 FZ1 1000	01-11	19-5014	19-5016	19-7444
GT51000AE/AEC/AF/AFC	93-94	19-5014	19-5016	19-7444
XV1000L/LC/N/NC Virago	84-85	19-6252	—	19-9707
YZF1000R/RK/RCK	97-98	19-5014	19-5016	19-7444
YZF-R1	99-11	19-5014	19-5016	19-7444
FJ1100L/LC/N/NC	84-85	—	—	19-7550
XJ1100J Maxim	1982	—	—	19-7544
XS1100E/F/G/H	78-81	—	—	19-7544
XS1100LG/LH Midnight Special	80-81	—	—	19-7544
XS1100SF/SG/SH Special	79-81	—	—	19-7544
XV1100 Virago	86-00	19-6252	—	19-9707
XVS1100 V-Star (all)	99-09	19-6252	—	19-9707
FJ1200	86-92	—	—	19-7550
FJ1200A (ABS)	92-93	—	—	19-7550
VMX12N/NC~G/GC V-Max	85-95	—	—	19-7544
VMX12H/HC~R V-Max	96-07	19-5014	19-5016	19-7444
XVZ12 Venture/Venture Royale	83-85	—	—	19-7544
XTZ12B Super Tenere	2012	19-5014	19-5016	19-7444
XVS13A/C V-Star/V-Star Tourer	07-09	19-5030	—	—
XVS13A/C V-Star/V-Star Tourer	10-12	19-5014	19-5016	19-7444
XVS13AY Stryker	11-12	19-5014	19-5016	19-7444
XVZ13 Venture/Venture Royale	86-93	—	—	19-7544
XVZ13 Royal Star (all)	96-11	19-5014	19-5016	19-7444
XV1600A Roadstar	99-05	19-5014	19-5016	19-7444
VMX1700 V-Max	09-10	19-5014	19-5016	19-7444
XV1700 Roadstar	02-11	19-5014	19-5016	19-7444
XV1700A Silverado	02-11	19-5014	19-5016	19-7444
XV1700P Warrior	02-11	19-5014	19-5016	19-7444
XV1900Roadliner	06-11	19-5014	19-5016	19-7444
XV1900 Stratoliner	06-11	19-5014	19-5016	19-7444
XV1900CU Raider	06-11	19-5014	19-5016	19-7444
XV1900CX/CXC Raider/S	10-11	19-5014	19-5016	19-7444

YAMAHA ATV / UTV Application	Year	Emgo	Emgo	Fram
		Filter only	w/o-ring	w/o-ring
YFM200N Moto-4	1985	19-6149	—	—
YFM200DXS/DXT/DXU/DXW	86-89	19-6149	—	—
YTM200E/K/L/N Tri-Moto	83-85	19-6149	—	—
YFM225S/T/U Moto-4	86-88	19-6149	—	—
YTM225 Tri-Moto	83-86	19-6149	—	—
YFU1W/YFU1TW Pro Hauler	1989	19-6147	—	—
YFB250/U/F Timberwolf	92-00	19-6149	—	—
YFM250W/A/B Moto 4	89-91	19-6149	—	—
YFM250 Bear Tracker	99-00	19-6149	—	—
YFM250XN/XP	01-02	19-6149	—	—
YMF250 Raptor	08-12	19-5043	—	—
YFM35FG Grizzly	07-11	19-5014	19-5016	19-7444
YFM35FX/X Wolverine	06-09	19-5014	19-5016	19-7444
YFM350 Moto-4	87-95	19-6147	—	—
YFM350 Grizzly (all)	10-12	19-5014	19-5016	19-7444
YFM350A/FA Bruin	04-06	19-5014	19-5016	19-7444
YFM350F Big Bear	87-99	19-6147	—	—
YFM350FXG~FXK Wolverine	95-98	19-6147	—	—
YFM350F/U	96-00	19-6147	—	—
YFM350XT~XR/XRC Warrior	87-03	19-6147	—	—
YFP350U Terrapro	1988	19-6147	—	—
YFM400F Kodiak	93-99	19-6147	—	—
YFZ450	04-12	19-5043	—	—
YXR45F Rhino 450	04-07	19-5014	19-5016	19-7444
YFM600F Grizzly	00-01	19-6252	—	19-9707
YFM600FH Grizzly Hunter	2000	19-6252	—	19-9707
YFM660R Raptor	01-05	19-5030	—	—
YXR66F Rhino 660	06-09	19-5014	19-5016	19-7444
YFM700R Raptor	06-12	19-6252	—	19-9707
YXR70F Rhino 700	08-11	19-5014	19-5016	19-7444

### YAMAHA Dual Sport/Offroad

XT125J/K/KC Dual Sport	82-83	19-6149	—	—
BW200 Big Wheel	85-88	19-6149	—	—
TW200T/TC~R/RC Trailway	87-03	19-6149	—	—
XT200J/K/KC Dual Sport	82-83	19-6149	—	—
TT225S/T	86-87	19-6149	—	—
TT-R225	99-04	19-6149	—	—
XT225D/DC~R/RC Serrow	92-07	19-6149	—	—
TTR230	05-11	19-6149	—	—
TT250G/H/J	80-82	19-6252	—	19-7519
TTR250L/LC~R/RC Offroad	99-03	19-6147	—	—
WR250F	03-12	19-5043	—	—
WR250FN/FP Offroad	01-02	19-6147	—	—
XT250G/H/J/K/KC Dual Sport	80-83	19-6252	—	19-7519
XT250 Serow	05-08	19-5043	—	—
XT250L/LC Dual Sport	1984	19-6149	—	—
YZ250F	03-12	19-5043	—	—
YZ250FN/FP Offroad	01-02	19-6147	—	—
BW350T/U	87-88	19-6252	—	19-7519
TT350S/T	86-87	19-6149	—	—
XT350N Dual Sport	85-00	19-6149	—	—
WR400FK/FL/FM Offroad	98-00	19-6147	—	—
YZ400FK/FL Offroad	98-99	19-6147	—	—
WR426FN/FP Offroad	01-02	19-6147	—	—
YZ426FM/FN/FP Offroad	00-02	19-6147	—	—
WR450F	03-12	19-5043	—	—
YZ450F	03-12	19-5043	—	—
TT500C/D/E/F/G/H Offroad	76-81	19-6252	—	19-7519
XT500 Dual Sport	76-81	19-6252	—	19-7519
XT550J/K Dual Sport	82-83	19-6252	—	19-7519
TT600K/L/N/S Offroad	83-86	19-6252	—	19-7519
XT600 Dual Sport	84-95	19-6252	—	19-7519

### YAMAHA Snowmobile

RS90	05-08	19-5030	—	—
VK10	07-08	19-5030	—	—

SHOP EQUIP &amp; TOOLS

HARD PARTS

CARB &amp; FUEL

IGNITION/ELECTRICAL

CONTROL

SUSPENSION

ACCESSORIES



## K&N OIL FILTERS

K&N oil filters are equal to or exceed OEM Specifications. Outstanding oil filtration. Compatible with today's modern oils. Spin-on oil filters include hex nut for easy installation and removal. Hex nut is drilled so filter can be safety wired to bike. "TUV" product endorsed. Sold each.

### APRILIA

K&L P/N	K&N P/N	OEM P/N
19-7429	KN-152	0256187, AP0256178
19-7438	KN-151	0256185

### BMW

19-7417	KN-163	11001341616, 11421460687, 11421460845
19-7438	KN-151	11412343118, 11412343452
19-7469	KN-161	11421337198, 11421337572

### DUCATI

19-7413	KN-153	090549960, 44440034A
---------	--------	----------------------

### HARLEY-DAVIDSON® EXTRA LONG FILTER

19-7420	KN-173C	63813-90 Chrome with Anti Drain Valve
---------	---------	---------------------------------------

### LONG FILTER

19-7459	KN-170	63805-80 Black with Anti Drain Valve
19-7409	KN-170C	63796-77 Chrome with Anti Drain Valve
19-7404	KN-171B	63731-99 Black without Anti Drain Valve
19-7506	KN-171C	63731-99 Chrome without Anti Drain Valve

### SHORT FILTER

19-7427	KN-172C	63782-80 Chrome without Anti Drain Valve 63810-80A
---------	---------	---

### V-ROD FILTER

19-7470	KN-174C	6379301K with Anti Drain Valve
---------	---------	--------------------------------

## K&N UNIVERSAL CRANKCASE VENT FILTERS

19-5948	62-1010	1/2" hose fitting, 2" steel base, rubber top
19-5949	62-1100	1/2" hose fitting with mounting stud, 2" steel base, chrome top
19-5950	62-1340	5/8" clamp-on, 2" diameter



### HONDA

K&L P/N	K&N P/N	OEM P/N
19-7405	KN-401	15410-426-010
19-7408	KN-112	15412-KF0-315
19-7421	KN-202	15410-MJ0-003
19-7515	KN-204	15410-MCJ-003, 15410-MCJ-000
19-7315	KN-204C	15410-MCJ-003, 15410-MCJ-000 (Chrome)
19-7507	KN-303	15410-MM9-013
19-7411	KN-303C	15410-MM9-013 (Chrome)
19-7474	KN-116	15412-MEN-671
19-7511	KN-113	15412-HM5-A10
19-7416	KN-111	154A1-413-005

### KAWASAKI

19-7421	KN-202	16097-1054, 16097-1056
19-7507	KN-303	16097-1059, 16097-1061, 16097-1063, 16097-1064 16097-1066, 16097-1067 (Black)
19-7411	KN-303C	16097-1059, 16097-1061, 16097-1063, 16097-1064 16097-1066, 16097-1067 (Chrome)
19-7515	KN-204	16097-1068, 16097-1070, 16097-1072 (Black)
19-7315	KN-204C	16097-1068, 16097-1070, 16097-1072 (Chrome)
19-7461	KN-126	16099-002
19-7405	KN-401	16099-003
19-7415	KN-123	16099-004
19-7440	KN-207	52010-0001
19-7408	KN-112	52010-1053

### KTM

19-7401	KN-155	58038005000
19-7402	KN-157	59038046000
19-7475	KN-158	60038015000

### POLARIS

19-7507	KN-303	3084963
---------	--------	---------

### TRIUMPH

19-7424	KN-191	T1210200
19-7515	KN-204	T1210444 (Black)
19-7315	KN-204C	T1210444(Chrome)

### SUZUKI

19-7425	KN-133	16500-45810, 16500-45820
19-7414	KN-132	16510-19B00, 16510-24501, 16510-25C00
19-7509	KN-138	16510-34E00 (Black)
19-7423	KN-138C	16510-34E00 (Chrome)
19-7426	KN-136	16510-38240
19-7441	KN-137	16510-37450
19-7440	KN-207	K5201-00001

### YAMAHA

19-7462	KN-146	1J7-13440-91-00
19-7439	KN-144	1L9-13441-11-00
19-7516	KN-142	1UY-13440-02-00
19-7507	KN-303	3FV-13440-00-00, 5GH-13440-00-00
19-7405	KN-401	36Y-13441-00-00
19-7406	KN-147	5DM-13440-09-00
19-7418	KN-143	5H0-13440-09-00
19-7471	KN-148	5JW-13440-00-00
19-7410	KN-145	5JX-13440-00-00
19-7403	KN-141	5TA-13440-00-00

<b>APRILIA Street</b>				
<i>Application</i>	<i>Year</i>	<i>K&amp;N P/N</i>	<i>BLACK</i>	<i>CHROME</i>
350 ETX	85-90	KN-151	<b>19-7438</b>	—
350 ETX Tuareg Wind	88-90	KN-151	<b>19-7438</b>	—
600 Tuareg	88-93	KN-151	<b>19-7438</b>	—
650 Moto	95-01	KN-151	<b>19-7438</b>	—
650 Pegaso	93-00	KN-151	<b>19-7438</b>	—
650 Pegaso	05-08	KN-145	<b>19-7410</b>	—
650 I.E.Pegaso	01-04	KN-151	<b>19-7438</b>	—
650 Stark	(ALL)	KN-152	<b>19-7429</b>	—
660 Pegaso	05-11	KN-145	<b>19-7410</b>	—
ETV 1000 Caponord	01-08	KN-152	<b>19-7429</b>	—
RST 1000 Futura	01-06	KN-152	<b>19-7429</b>	—
RSV 1000R 1000	05-10	KN-152	<b>19-7429</b>	—
RSV 1000R Factory	04-10	KN-152	<b>19-7429</b>	—
RSV 1000R Tuono	04-09	KN-152	<b>19-7429</b>	—
RSV Millie 1005	98-04	KN-152	<b>19-7429</b>	—
RSV Millie R 1000	00-04	KN-152	<b>19-7429</b>	—
RSV Millie R Nera 1000	04-08	KN-152	<b>19-7429</b>	—
RSV Millie SP 1000	00-02	KN-152	<b>19-7429</b>	—
SL 1000 Falco	00-08	KN-152	<b>19-7429</b>	—
TUONO	03-10	KN-152	<b>19-7429</b>	—

<b>ARCTIC CAT ATV</b>				
250 2x4	99-05	KN-132	<b>19-7414</b>	—
300 2x4	98-04	KN-132	<b>19-7414</b>	—
300 4x4	98-05	KN-132	<b>19-7414</b>	—
400 2x4	98-04	KN-138	<b>19-7509</b>	<b>19-7423</b>
400 4x4	98-05	KN-138	<b>19-7509</b>	<b>19-7423</b>
454 2x4	96-98	KN-138	<b>19-7509</b>	<b>19-7423</b>
454 4x4	96-98	KN-138	<b>19-7509</b>	<b>19-7423</b>
500 4x4	98-05	KN-138	<b>19-7509</b>	<b>19-7423</b>
500 4x4 Automatic	00-05	KN-138	<b>19-7509</b>	<b>19-7423</b>
500 Standard	99-02	KN-138	<b>19-7509</b>	<b>19-7423</b>
650 4x4	04-06	KN-204	<b>19-7515</b>	<b>19-7315</b>

<b>BMW Street</b>				
R45	78-80	KN-161	<b>19-7469</b>	—
R45N	78-80	KN-161	<b>19-7469</b>	—
R50/5	69-73	KN-161	<b>19-7469</b>	—
R60	69-84	KN-161	<b>19-7469</b>	—
F650 (all)	93-07	KN-151	<b>19-7438</b>	—
G650 (all)	07-11	KN-151	<b>19-7438</b>	—
R65	78-88	KN-161	<b>19-7469</b>	—
R65 LS	80-82	KN-161	<b>19-7469</b>	—
K75	87-97	KN-163	<b>19-7417</b>	—
K75 RT	90-97	KN-163	<b>19-7417</b>	—
K75 RT AB	91-95	KN-163	<b>19-7417</b>	—
K75 C	85-88	KN-163	<b>19-7417</b>	—
K75 S	86-92	KN-163	<b>19-7417</b>	—
K75 S	96-97	KN-163	<b>19-7417</b>	—
K75 S ABS	91-95	KN-163	<b>19-7417</b>	—
R75	69-84	KN-161	<b>19-7469</b>	—
R80	84-94	KN-161	<b>19-7469</b>	—
R80 GS	80-95	KN-161	<b>19-7469</b>	—
R80 R	93-95	KN-161	<b>19-7469</b>	—
R80 RT	84-95	KN-161	<b>19-7469</b>	—
R80 ST	82-90	KN-161	<b>19-7469</b>	—
R850C	99-02	KN-163	<b>19-7417</b>	—
R850C Avantgarde/Classic	2001	KN-163	<b>19-7417</b>	—
R850 R	04-06	KN-163	<b>19-7417</b>	—
R850 R Boxer	99-01	KN-163	<b>19-7417</b>	—
R850 RT Boxer	1999	KN-163	<b>19-7417</b>	—
R90	1975	KN-161	<b>19-7469</b>	—
R90 S	73-76	KN-161	<b>19-7469</b>	—
K1	89-90	KN-163	<b>19-7417</b>	—
K1	1994	KN-163	<b>19-7417</b>	—
K1 ABS	91-93	KN-163	<b>19-7417</b>	—
K100	83-90	KN-163	<b>19-7417</b>	—
K100 LT	83-94	KN-163	<b>19-7417</b>	—
K100 RS	83-91	KN-163	<b>19-7417</b>	—
K100 RS ABS	88-92	KN-163	<b>19-7417</b>	—

<b>BMW Street</b>				
<i>Application</i>	<i>Year</i>	<i>K&amp;N P/N</i>	<i>BLACK</i>	<i>CHROME</i>
K100 RT	83-94	KN-163	<b>19-7417</b>	—
R100 CS (w/o Oil Cooler)	73-90	KN-161	<b>19-7469</b>	—
R100 GS	87-94	KN-161	<b>19-7469</b>	—
R100 R/RS/RT(w/o Oil Cooler)	87-96	KN-161	<b>19-7469</b>	—
R100 S (w/o Oil Cooler)	73-90	KN-161	<b>19-7469</b>	—
K1100 LT	1992	KN-163	<b>19-7417</b>	—
K1100 LT	98-99	KN-163	<b>19-7417</b>	—
K1100 LT ABS	93-97	KN-163	<b>19-7417</b>	—
K1100 LT ABS S.E	1994	KN-163	<b>19-7417</b>	—
R1100 GS	93-94	KN-163	<b>19-7417</b>	—
R1100 GS	1999	KN-163	<b>19-7417</b>	—
R1100 GS ABS	1999	KN-163	<b>19-7417</b>	—
R1100 S	99-05	KN-163	<b>19-7417</b>	—
R1100 R	1995	KN-163	<b>19-7417</b>	—
R1100 R	2001	KN-163	<b>19-7417</b>	—
R1100 R ABS	95-00	KN-163	<b>19-7417</b>	—
R1100 RS	1993	KN-163	<b>19-7417</b>	—
R1100 RS ABS	94-01	KN-163	<b>19-7417</b>	—
R1100 RS ABS SE	94-95	KN-163	<b>19-7417</b>	—
R1100 RT ABS	99-01	KN-163	<b>19-7417</b>	—
R1150 (all)	99-06	KN-163	<b>19-7417</b>	—
K1200 (all)	97-08	KN-163	<b>19-7417</b>	—
R1200 (all)	97-06	KN-163	<b>19-7417</b>	—

<b>BOMBARDIER ATV</b>				
DS 650 Pegaso	2000	KN-151	<b>19-7438</b>	—
DS650 (all)	01-06	KN-152	<b>19-7429</b>	—
CAN-AM DS650X (all)	2007	KN-152	<b>19-7429</b>	—
OUTLANDER (all)	03-06	KN-152	<b>19-7429</b>	—
CAN-AM Outlander 400 (all)	07-12	KN-152	<b>19-7429</b>	—
CAN-AM Outlander 400 (all)	07-11	KN-152	<b>19-7429</b>	—
CAN-AM Outlander 400 (all)	07-12	KN-152	<b>19-7429</b>	—
CAN-AM Outlander 400 (all)	07-12	KN-152	<b>19-7429</b>	—
CAN-AM Outlander 400 (all)	2012	KN-152	<b>19-7429</b>	—
CAN-AM Ranegade 500 (all)	08-12	KN-152	<b>19-7429</b>	—
CAN-AM Ranegade 800 (all)	07-12	KN-152	<b>19-7429</b>	—
CAN-AM Ranegade 1000 (all)	2012	KN-152	<b>19-7429</b>	—
CAN-AM SSV800 (all)	11-12	KN-152	<b>19-7429</b>	—
CAN-AM SSV1000 (all)	11-12	KN-152	<b>19-7429</b>	—

<b>BOMBARDIER SnowMobile SKI-DOO</b>				
Expedition Tuv Yeti II 800 (all)	2009	KN-152	<b>19-7429</b>	—
Touring 800 (all)	07-08	KN-152	<b>19-7429</b>	—
Trail 800 (all)	2007	KN-152	<b>19-7429</b>	—
Tundra LT 800 (all)	08-09	KN-152	<b>19-7429</b>	—
Expedition Sports 806 (all)	07-08	KN-152	<b>19-7429</b>	—
Expedition TUV 806 (all)	07-08	KN-152	<b>19-7429</b>	—
Skandic SWT 806 (all)	07-09	KN-152	<b>19-7429</b>	—
Skandic Tundra 806 (all)	2007	KN-152	<b>19-7429</b>	—

<b>BUELL</b>				
M2 Cyclone 1200	97-02	KN-171	<b>19-7506</b>	—
S3 Thunderbolt 1200	94-02	KN-171	<b>19-7506</b>	—
S3T Thunderbolt 1200	94-02	KN-171	<b>19-7506</b>	—
S1 Lightning 1200	94-02	KN-171	<b>19-7506</b>	—
S1 White Lightning 1200	2002	KN-171	<b>19-7506</b>	—
S2 Thunderbolt 1200	94-02	KN-171	<b>19-7506</b>	—
S2T Thunderbolt 1200	94-02	KN-171	<b>19-7506</b>	—
X1 Lightning 1200	9-02	KN-171	<b>19-7506</b>	—

**Toll Free: 800-727-6767**

**[www.klsupply.com](http://www.klsupply.com)**

SHOP EQUIP & TOOLS

HARD PARTS

CARB & FUEL

IGNITION/ELECTRICAL

CONTROL

SUSPENSION

ACCESSORIES

SHOP EQUIP & TOOLS

HARD PARTS

CARB & FUEL

IGNITION/ELECTRICAL

CONTROL

SUSPENSION

ACCESSORIES

<b>CAGIVA</b>				
<i>Application</i>	<i>Year</i>	<i>K&amp;N P/N</i>	<i>BLACK</i>	<i>CHROME</i>
350 Alazzurra (all)	(all)	KN-153	<b>19-7413</b>	—
650 Alazzurra GT Sports	82-88	KN-153	<b>19-7413</b>	—
650 Alazzurra Sports	82-88	KN-153	<b>19-7413</b>	—
650 Raptor	00-01	KN-138	<b>19-7509</b>	<b>19-7423</b>
650 V Raptor	01-04	KN-138	<b>19-7509</b>	<b>19-7423</b>
750 Elephant	89-98	KN-153	<b>19-7413</b>	—
900 Elephant	92-97	KN-153	<b>19-7413</b>	—
900 Gran Canyon	1999	KN-153	<b>19-7413</b>	—
1000 Navigator	00-01	KN-138	<b>19-7509</b>	<b>19-7423</b>
1000 Extra Raptor	2001	KN-138	<b>19-7509</b>	<b>19-7423</b>
Raptor, V Raptor	00-04	KN-138	<b>19-7509</b>	<b>19-7423</b>

<b>DUCATI Street</b>				
<i>Application</i>	<i>Year</i>	<i>K&amp;N P/N</i>	<i>BLACK</i>	<i>CHROME</i>
350 F3	(ALL)	KN-153	<b>19-7413</b>	—
350 Indiana	(ALL)	KN-153	<b>19-7413</b>	—
350 Pantah	(ALL)	KN-153	<b>19-7413</b>	—
400SS Junior	92-94	KN-153	<b>19-7413</b>	—
400 Monster	01-08	KN-153	<b>19-7413</b>	—
600 Monster	93-01	KN-153	<b>19-7413</b>	—
600 Pantah Sports	81-85	KN-153	<b>19-7413</b>	—
600SS	93-98	KN-153	<b>19-7413</b>	—
620 Monster	01-06	KN-153	<b>19-7413</b>	—
620 Multistrada	05-06	KN-153	<b>19-7413</b>	—
650 Indiana Custom	86-88	KN-153	<b>19-7413</b>	—
696 Monster	07-11	KN-153	<b>19-7413</b>	—
748	97-03	KN-153	<b>19-7413</b>	—
748 SP/Biposto	95-99	KN-153	<b>19-7413</b>	—
748 R/S /SP	94-02	KN-153	<b>19-7413</b>	—
749 (all)	03-06	KN-153	<b>19-7413</b>	—
750 F1 MKII	85,87	KN-153	<b>19-7413</b>	—
750 Indiana Custom	87-88	KN-153	<b>19-7413</b>	—
750 Sport	1988	KN-153	<b>19-7413</b>	—
750 Sport	90-02	KN-153	<b>19-7413</b>	—
750 SS	91-02	KN-153	<b>19-7413</b>	—
M 750 Monster	97-01	KN-153	<b>19-7413</b>	—
M 750 Monster/ Dark i.e.	2002	KN-153	<b>19-7413</b>	—
Paso 750	86-90	KN-153	<b>19-7413</b>	—
793 Hypermotard	10-11	KN-153	<b>19-7413</b>	—
793 Monster	2011	KN-153	<b>19-7413</b>	—
800 Monster	03-04,11	KN-153	<b>19-7413</b>	—
800SS	03-07	KN-153	<b>19-7413</b>	—
800 Sport	2003	KN-153	<b>19-7413</b>	—
800 Supersport	03-04	KN-153	<b>19-7413</b>	—
803 Monster S2R	05-07	KN-153	<b>19-7413</b>	—
851 Strada	89-92	KN-153	<b>19-7413</b>	—
888 Strada	92-94	KN-153	<b>19-7413</b>	—
900 MH	2001	KN-153	<b>19-7413</b>	—
900 Sport	2002	KN-153	<b>19-7413</b>	—
900 Superlight	92-97	KN-153	<b>19-7413</b>	—
900 SS	91-02	KN-153	<b>19-7413</b>	—
M 900 Monster (all)	93-04	KN-153	<b>19-7413</b>	—
916 (all)	93-03	KN-153	<b>19-7413</b>	—
996	98-01	KN-153	<b>19-7413</b>	—
996 Biposto	1999	KN-153	<b>19-7413</b>	—
996 R/S	2001	KN-153	<b>19-7413</b>	—
996 ST4S	01-05	KN-153	<b>19-7413</b>	—
996 SP5	1999	KN-153	<b>19-7413</b>	—
998/R/S	02-03	KN-153	<b>19-7413</b>	—
999/999 S/999 R	03-05	KN-153	<b>19-7413</b>	—
Monster 1000 (all)	03-08	KN-153	<b>19-7413</b>	—
1000 Supersport/DS	03-05	KN-153	<b>19-7413</b>	—
Monster 1100 (all)	08-11	KN-153	<b>19-7413</b>	—



<b>HARLEY-DAVIDSON®</b>				
<i>Application</i>	<i>Year</i>	<i>K&amp;N P/N</i>	<i>BLACK</i>	<i>CHROME</i>
FLD Dyna Switchback	2012	KN-171	<b>19-7404</b>	<b>19-7506</b>
FLH 80 Electra Glide	82-84	KN-172	—	<b>19-7427</b>
FLHC Electra Glide Classic	1982	KN-172	—	<b>19-7427</b>
FLHP Road King Police	2009	KN-171	<b>19-7404</b>	<b>19-7506</b>
FLHR Road King	99-12	KN-171	<b>19-7404</b>	<b>19-7506</b>
FLHR Road King	96-98	KN-170	<b>19-7459</b>	<b>19-7409</b>
FLHRC Road King Classic	07-12	KN-171	<b>19-7404</b>	<b>19-7506</b>
FLHRCI Road King Classic	99-06	KN-171	<b>19-7404</b>	<b>19-7506</b>
FLHRI Electra Glide Road King	00-01	KN-171	<b>19-7404</b>	<b>19-7506</b>
FLHRI Electra Glide Road King	1996	KN-171	<b>19-7404</b>	<b>19-7506</b>
FLHRI Road King	01-06	KN-171	<b>19-7404</b>	<b>19-7506</b>
FLHRS Road King Custom	04-07	KN-171	<b>19-7404</b>	<b>19-7506</b>
FLHRSE Screamin Eagle Road King	07-08	KN-171	<b>19-7404</b>	<b>19-7506</b>
FFLHRSI RoadKingCustomFi	04-06	KN-171	<b>19-7404</b>	<b>19-7506</b>
FLHS Electra Glide Sport	87-94	KN-170	<b>19-7459</b>	<b>19-7409</b>
FLHS Sport Glide	82-84	KN-172	—	<b>19-7427</b>
FLHT Electra Glide	96-99	KN-170	<b>19-7459</b>	<b>19-7409</b>
FLHT Electra Glide	84-89	KN-170	<b>19-7459</b>	<b>19-7409</b>
FLHT Electra Glide Std	95-98	KN-170	<b>19-7459</b>	<b>19-7409</b>
FLHT Electra Glide Std	99-09	KN-171	<b>19-7404</b>	<b>19-7506</b>
FLHTC ElectraGlideClassic	99-12	KN-171	<b>19-7404</b>	<b>19-7506</b>
FLHTC ElectraGlideClassic	84-98	KN-170	<b>19-7459</b>	<b>19-7409</b>
FLHTCI Electra Glide Classic	99-09	KN-171	<b>19-7404</b>	<b>19-7506</b>
FLHTCI Electra Glide Classic Fi	96-98	KN-170	<b>19-7459</b>	<b>19-7409</b>
FLHTCSE Screamin Eagle Electra Glide	03-04	KN-171	<b>19-7404</b>	<b>19-7506</b>
FLHTCSE2 Scream Eagle Elec Glide 2	2005	KN-171	<b>19-7404</b>	<b>19-7506</b>
FLHTCU Electra Glide Ultra Classic	87-98	KN-170	<b>19-7459</b>	<b>19-7409</b>
FLHTCU Ultra Classic Electra Glide	06-12	KN-171	<b>19-7404</b>	<b>19-7506</b>
FLHTCUI Electra Glide Ultra Classic	99-06	KN-171	<b>19-7404</b>	<b>19-7506</b>
FLHTCUI Ultra Classic Electra Glide Fi	87-98	KN-170	<b>19-7459</b>	<b>19-7409</b>
FLHTCUSE Cvo Uc Electra Glide	11-12	KN-171	<b>19-7404</b>	<b>19-7506</b>
FLHTCUSE2 Scream Eagle Ultra Classic Electra Glide	2007	KN-171	<b>19-7404</b>	<b>19-7506</b>
FLHTCUSE3 Scream Eagle Uc Electra Gl	2008	KN-171	<b>19-7404</b>	<b>19-7506</b>
FLHTCUSE4 Cvo Uc Electra Glide	2009	KN-171	<b>19-7404</b>	<b>19-7506</b>
FLHTCUSE5 Cvo Uc Electra Glide	2010	KN-171	<b>19-7404</b>	<b>19-7506</b>
FLHTCUTG Tri Glide Ultra Classic	09-12	KN-171	<b>19-7404</b>	<b>19-7506</b>
FLHTI Electra Glide Std	03-09	KN-171	<b>19-7404</b>	<b>19-7506</b>
FLHTK Electra Glide Ultra Limited	10-12	KN-171	<b>19-7404</b>	<b>19-7506</b>
FLHTP Electra Glide Police	2009	KN-171	<b>19-7404</b>	<b>19-7506</b>
FLHTSEI Screamin Eagle Road King Fi	2003	KN-171	<b>19-7404</b>	<b>19-7506</b>
FLHX Street Glide	06-12	KN-171	<b>19-7404</b>	<b>19-7506</b>
FLHXI Street Glide Fi	2006	KN-171	<b>19-7404</b>	<b>19-7506</b>
FLHXSE Cvo Street Glide	10-12	KN-171	<b>19-7404</b>	<b>19-7506</b>
FLHXXX Street Glide Trike	10-11	KN-171	<b>19-7404</b>	<b>19-7506</b>
FLST Heritage Softail	87-90	KN-170	<b>19-7459</b>	<b>19-7409</b>
FLST/FLSTI Heritage Softail	2006	KN-171	<b>19-7404</b>	<b>19-7506</b>
FLSTC Heritage Softail Classic	80-99	KN-170	<b>19-7459</b>	<b>19-7409</b>
FLSTC Heritage Softail Classic	00-12	KN-171	<b>19-7404</b>	<b>19-7506</b>
FLSTCI Heritage Softail Classic	01-06	KN-171	<b>19-7404</b>	<b>19-7506</b>
FLSTF Fat Boy	89-99	KN-170	<b>19-7459</b>	<b>19-7409</b>
FLSTF Fat Boy	00-12	KN-171	<b>19-7404</b>	<b>19-7506</b>
FLSTFB Softail Fat Boy Lo	10-12	KN-171	<b>19-7404</b>	<b>19-7506</b>
FLSTFI Fat Boy Fi	01-06	KN-171	<b>19-7404</b>	<b>19-7506</b>
FLSTFSE Screamin Eagle Fat Boy	2005	KN-171	<b>19-7404</b>	<b>19-7506</b>
FLSTN Heritage Softail Special	94-98	KN-170	<b>19-7459</b>	<b>19-7409</b>

SHOP EQUIP & TOOLS

HARD PARTS

CARB & FUEL

IGNITION/ELECTRICAL

CONTROL

SUSPENSION

ACCESSORIES

**HARLEY-DAVIDSON®**

Application	Year	K&N P/N	BLACK	CHROME
FLSTN Softail Deluxe	05-12	KN-171	19-7404	19-7506
FLSTNI Softail Deluxe Fi	05-06	KN-171	19-7404	19-7506
FLSTS Heritage Springer	97-99	KN-170	19-7459	19-7409
FLSTS Heritage Springer	00-03	KN-171	19-7404	19-7506
FLSTSB Softail Cross Bones	08-11	KN-171	19-7404	19-7506
FLSTSC Softail Springer Classic	05-07	KN-171	19-7404	19-7506
FLSTSCI SoftailSpringerClassicFi	05-06	KN-171	19-7404	19-7506
FLSTSE Cvo Softail Convertible	10-12	KN-171	19-7404	19-7506
FLTSI Heritage Springer Fi	01-03	KN-171	19-7404	19-7506
FLT 1340	80-90	KN-170	19-7459	19-7409
FLT 80 Tour Glide	80-83	KN-170	19-7459	19-7409
FLTC Chrome	87-88	KN-170	19-7459	19-7409
FLTC Tour Glide Classic	80-92	KN-170	19-7459	19-7409
FLTCU Ultra Tour Glide Classic	87-95	KN-170	19-7459	19-7409
FLTR Road Glide	99-10	KN-171	19-7404	19-7506
FLTR/FLTRI Road Glide/Road Glide Fi	1998	KN-170	19-7459	19-7409
FLTRI Road Glide Fi	99-06	KN-171	19-7404	19-7506
FLTRSE3 Cvo Road Glide	2009	KN-171	19-7404	19-7506
FLTRSEI2 Screamin Eagle Road Glide	2001	KN-171	19-7404	19-7506
FLTRU Road Glide Ultra	11-12	KN-171	19-7404	19-7506
FLTRUSE Cvo Road Glide Ultra	2011	KN-171	19-7404	19-7506
FLTRX Road Glide Custom	08-12	KN-171	19-7404	19-7506
FLTRXSE Cvo Road Glide Custom	2012	KN-171	19-7404	19-7506
FXB Sturgis	80/82	KN-173	——	19-7420
FXCW Rocker	08-09	KN-171	19-7404	19-7506
FXCWC Rocker C	09-11	KN-171	19-7404	19-7506
FXD Dyna Super Glide	99-09	KN-171	19-7404	19-7506
FXD Dyna Super Glide	96-98	KN-173	——	19-7420
FXDB Dyna Glide 1340	91-92	KN-173	——	19-7420
FXDB Dyna Street Bob	06-12	KN-171	19-7404	19-7506
FXDBI Street Bob Fi	2006	KN-171	19-7404	19-7506
FXDC Dyna Glide Custom	1992	KN-173	——	19-7420
FXDC Dyna Super Glide Custom	05-12	KN-171	19-7404	19-7506
FXDCI Dyna Super Glide Custom Fi	05-06	KN-171	19-7404	19-7506
FXDF Fat Bob	08-12	KN-171	19-7404	19-7506
FXDFSE Cvo Fat Bob	2009	KN-171	19-7404	19-7506
FXDFSE2 Cvo Dyno Fat Bob	10-12	KN-171	19-7404	19-7506
FXDI Dyna Super Glide Fi	04-06	KN-171	19-7404	19-7506
FXDI Dyna Super Glide Fi	2010	KN-171	19-7404	19-7506
FXDI35 Super Glide Fi 35Th Anniv	2006	KN-171	19-7404	19-7506
FXDL Dyna Low Rider	99-09	KN-171	19-7404	19-7506
FXDL Dyna Low Rider	93-98	KN-173	——	19-7420
FXDLI Dyna Low Rider Fi	04-06	KN-171	19-7404	19-7506
FXDS Dyna Convertible	99-00	KN-171	19-7404	19-7506
FXDS Dyna Convertible	96-98	KN-173	——	19-7420
FXDSE Screamin Eagle Dyna	2007	KN-171	19-7404	19-7506
FXDSE2 Screamin Eagle Dyna	2008	KN-171	19-7404	19-7506
FXDWG Dyna Wide Glide	99-12	KN-171	19-7404	19-7506
FXDWG Dyna Wide Glide	93-98	KN-173	——	19-7420
FXDWG2/ FXDWG3	00-01	KN-171	19-7404	19-7506
FXDWGI Dyna Wide Glide Fi	04-06	KN-171	19-7404	19-7506
FXDX Dyna Super Glide Sport	99-04	KN-171	19-7404	19-7506
FXDXI Dyna SuperGlide Sport Fi	04-05	KN-171	19-7404	19-7506
FXDXT Dyna SuperGlideT-Sport	01-03	KN-171	19-7404	19-7506
FXE Super Glide	82-84	KN-172	——	19-7427
FXEF Super Glide Fat Bob	84-85	KN-172	——	19-7427
FXLR Low Rider Custom	87-94	KN-170	19-7459	19-7409
FXR Super Glide Ii	82-94	KN-170	19-7459	19-7409
FXRD Grand Touring	1986	KN-170	19-7459	19-7409
FXRS Low Rider	87-94	KN-170	19-7459	19-7409
FXRS Low Rider Conv	90-94	KN-170	19-7459	19-7409
FXRS-SP Low Rider Sport	89-93	KN-171	19-7404	19-7506
FXRT Sport Glide	83-89	KN-170	19-7459	19-7409
FXS Blacklin	2012	KN-171	19-7404	19-7506
FXST Softail	87-90	KN-170	19-7459	19-7409

**HARLEY-DAVIDSON®**

Application	Year	K&N P/N	BLACK	CHROME
FXST Softail	84-85	KN-170	19-7459	19-7409
FXST Softail Standard	00-07	KN-171	19-7404	19-7506
FXSTB Night Train	00-09	KN-171	19-7404	19-7506
FXSTB Night Train	1999	KN-170	19-7459	19-7409
FXSTBI Night Train Fi	01-06	KN-171	19-7404	19-7506
FXSTC Softail Custom	87-99	KN-170	19-7459	19-7409
FXSTC Softail Custom	07-10	KN-171	19-7404	19-7506
FXSTC Softail Custom	2000	KN-171	19-7404	19-7506
FXSTD Softail Duece	00-07	KN-171	19-7404	19-7506
FXSTDI Softail Deuce Fi	01-06	KN-171	19-7404	19-7506
FXSTDSE Screamin Eagle Softail Deuce	03-04	KN-171	19-7404	19-7506
FXSTI Softail Standard Fi	01-06	KN-171	19-7404	19-7506
FXSTIS Springer Softail	87-99	KN-170	19-7459	19-7409
FXSTIS Springer Softail	00-06	KN-171	19-7404	19-7506
FXSTSB Bad Boy	1996	KN-170	19-7459	19-7409
FXSTSI Springer Softail Fi	02-06	KN-171	19-7404	19-7506
FXSTSSE Scream Eagle Softail Springer	2007	KN-171	19-7404	19-7506
FXSTSSE2 Screamin Eagle Softail Spr	2008	KN-171	19-7404	19-7506
FXSTSSE3 Cvo Softail Springer	2009	KN-171	19-7404	19-7506
FXWG Wide Glide	82-86	KN-172	——	19-7427
M2 Cyclone	97-02	KN-171	19-7404	19-7506
S1 Lightning	94-99	KN-171	19-7404	19-7506
S1 White Lightning	98-02	KN-171	19-7404	19-7506
S2/S2T Thunderbolt	94-99	KN-171	19-7404	19-7506
S3/S3T Thunderbolt	94-99	KN-171	19-7404	19-7506
VRSCA	02-06	KN-174	——	19-7470
VRSCAW Vrod	07-09	KN-174	——	19-7470
VRSCB	04-05	KN-174	——	19-7470
VRSCD Night Rod	06-08	KN-174	——	19-7470
VRSCDX Night Rod Special	07-10	KN-174	——	19-7470
VRSCF Vrod Muscle	09-10	KN-174	——	19-7470
VRSCF Street Rod	06-07	KN-174	——	19-7470
VRSCSE Screamin Eagle V-Rod	2005	KN-174	——	19-7470
VRSCSE2 Screamin Eagle V-Rod	2006	KN-174	——	19-7470
VRSCX Vrod	2007	KN-174	——	19-7470
X1 Lightning	99-02	KN-171	19-7404	19-7506
XL 1000 Sportster	84-85	KN-170	19-7459	19-7409
XL 1200C Sportster Custom	96-12	KN-170	19-7459	19-7409
XL 1200L Sportster Low	01-11	KN-170	19-7459	19-7409
XL 1200N Sportster Nightster	07-12	KN-170	19-7459	19-7409
XL 1200R Sportster Roadster	04-08	KN-170	19-7459	19-7409
XL 1200S Sportster Sport	96-03	KN-170	19-7459	19-7409
XL 1200X Forty-Eight	10-12	KN-170	19-7459	19-7409
XL 50 Sportster 50Th Anniv	2007	KN-170	19-7459	19-7409
XL 53C Sportster Custom	99-03	KN-170	19-7459	19-7409
XL 883 Sportster	04-08	KN-170	19-7459	19-7409
XL 883 Sportster Roadster	2012	KN-170	19-7459	19-7409
XL 883C Sportster Custom	03-10	KN-170	19-7459	19-7409
XL 883L Sportster Low	04-10	KN-170	19-7459	19-7409
XL 883L Sportster Superlow	11-12	KN-170	19-7459	19-7409
XL 883N Iron	09-12	KN-170	19-7459	19-7409
XL 883R Sportster	02-07	KN-170	19-7459	19-7409
XLH 1000 Sportster	86-88	KN-170	19-7459	19-7409
XLH 1100 Sportster	86-88	KN-170	19-7459	19-7409
XLH 1100/1200 Sportster	80-84	KN-172	——	19-7427
XLH 1200 Sportster	88-02	KN-170	19-7459	19-7409
XLH 883	80-84	KN-172	——	19-7427
XLH 883 Sportster	86-06	KN-170	19-7459	19-7409
XLH 883 Sportster Custom	99-06	KN-170	19-7459	19-7409
XLH 883 Sportster Deluxe	86-95	KN-170	19-7459	19-7409
XLH 883 Sportster Hugger	87-03	KN-170	19-7459	19-7409
XLH 883L Sportster Low	05-06	KN-170	19-7459	19-7409
XLS 1000 Roadster	84-85	KN-170	19-7459	19-7409
XLS 1000 Roadster	80-84	KN-172	——	19-7427
XLX 61 Sportster	84-85	KN-170	19-7459	19-7409
XR 1200	08-09	KN-170	19-7459	19-7409
XR 1200X Sportster	10-12	KN-170	19-7459	19-7409

SHOP EQUIP & TOOLS

HARD PARTS

CARB & FUEL

IGNITION/ELECTRICAL

CONTROL

SUSPENSION

ACCESSORIES

<b>HONDA Street</b>				
<i>Application</i>	<i>Year</i>	<i>K&amp;N P/N</i>	<i>BLACK</i>	<i>CHROME</i>
CBR250	2011	KN-112	19-7408	—
CBX250	83-00	KN-112	19-7408	—
NSS250	08-10	KN-204	19-7515	19-7315
NX250	88-90	KN-112	19-7408	—
VTR250 Interceptor	88-90	KN-111	19-7516	—
SH300 SH300 Sporty	07-10	KN-204	19-7515	19-7315
CB350F (4 cylinder)	72-74	KN-401	19-7405	—
CB400A Automatic	1978	KN-111	19-7416	—
CB400F Super Sport	75-77	KN-401	19-7405	—
CB400F CB-1	89-90	KN-303	19-7507	19-7411
CB400T1/TII Hawk	78-79	KN-111	19-7416	—
CB400T Hawk	80-81	KN-111	19-7416	—
CM400A/C/E /T	79-81	KN-111	19-7416	—
FJS400 Silver Wing	06-09	KN-204	19-7515	19-7315
FJS400	09-11	KN-204	19-7515	19-7315
CB450SC Nighthawk	82-86	KN-111	19-7416	—
CB450T Hawk	1982	KN-111	19-7416	—
CM450A/C/E	82-83	KN-111	19-7416	—
CB500/K	71-73	KN-401	19-7405	—
CB500	99-02	KN-303	19-7507	19-7411
CBF500 /ABS	04-08	KN-303	19-7507	19-7411
CX500	78-79	KN-111	19-7416	—
CX500C Custom	79-82	KN-111	19-7416	—
CX500D Deluxe	79-81	KN-111	19-7416	—
CX500TC Turbo	1982	KN-111	19-7416	—
GB500	89-90	KN-112	19-7408	—
GL500 Silverwing/I	81-82	KN-111	19-7416	—
VF500C Magna	84-85	KN-202	19-7421	—
VF500F Interceptor	84-86	KN-202	19-7421	—
VT500C Shadow	83-86	KN-202	19-7421	—
VT500FT Ascot	83-84	KN-202	19-7421	—
CB550F Super Sport	75-78	KN-401	19-7405	—
CB550K	74-78	KN-401	19-7405	—
CB550SC Nighthawk	1983	KN-401	19-7405	—
CB600/S Hornet	98-03	KN-303	19-7507	19-7411
CB600 Hornet	04-11	KN-204	19-7515	19-7315
CB600F	04-07	KN-204	19-7515	19-7315
CB600F Hornet	03-11	KN-204	19-7515	19-7315
CB600S Hornet	2003	KN-204	19-7515	19-7315
CBF600 S/SA	04-11	KN-204	19-7515	19-7315
CBR600F~F4 Hurricane	87-00	KN-303	19-7507	19-7411
CBR600SE	1998	KN-303	19-7507	19-7411
CBR600SJR	1996	KN-303	19-7507	19-7411
CBR600F	01-07	KN-204	19-7515	19-7315
CBR600F4 Hurricane	99-00	KN-303	19-7507	19-7411
CBR600F4i Hurricane	01-06	KN-204	19-7515	19-7315
CBR600RA	09-10	KN-204	19-7515	19-7315
CBR600RR	03-11	KN-204	19-7515	19-7315
CBR600 Sport	01-02	KN-204	19-7515	19-7315
FJS600 Silver Wing	01-11	KN-204	19-7515	19-7315
FSC600 Silver Wing	01-09	KN-204	19-7515	19-7315
NT600 Hawk GT	88-92	KN-303	19-7507	19-7411
VT600C/CD Shadow- (all)	88-07	KN-303	19-7507	19-7411
CB650 (all)	(all)	KN-401	19-7405	—
CX650C Custom	1983	KN-111	19-7416	—
CX650T Turbo	1983	KN-111	19-7416	—
GL650/I Silverwing	1983	KN-111	19-7416	—
NT650 Hawk GT /Bross	88-92	KN-303	19-7507	19-7411
NT650V Deauville	98-05	KN-303	19-7507	19-7411
NTV650	88-97	KN-303	19-7507	19-7411
NX650	88-90	KN-112	19-7408	—
CB700SC Nighthawk	84-86	KN-202	19-7421	—
NSA700 DN-01	08-09	KN-204	19-7515	19-7315
NT700V Deauville	06-11	KN-204	19-7515	19-7315
NT700VA/VAA	10-11	KN-204	19-7515	19-7315
VF700C Magna	84-87	KN-202	19-7421	—
VF700F Interceptor	84-85	KN-202	19-7421	—
VF700S Sabre	84-85	KN-202	19-7421	—
VFR700F/F2 Interceptor	86-87	KN-202	19-7421	—

<b>HONDA Street</b>				
<i>Application</i>	<i>Year</i>	<i>K&amp;N P/N</i>	<i>BLACK</i>	<i>CHROME</i>
VT700C Shadow	84-87	KN-202	19-7421	—
CB750 Nighthawk 750	91-03	KN-303	19-7507	19-7411
CB750A Automatic	76-78	KN-401	19-7405	—
CB750C Custom	80-82	KN-401	19-7405	—
CB750F Super Sport	75-82	KN-401	19-7405	—
CB750K	69-82	KN-401	19-7405	—
CB750L LTD	1979	KN-401	19-7405	—
CB750SC Nighthawk	82-83	KN-401	19-7405	—
VF750C Magna	82-83	KN-202	19-7421	—
VF750C Magna	1988	KN-202	19-7421	—
VF750C Magna	94-00	KN-303	19-7507	19-7411
VF750CD Magna Deluxe	95-00	KN-303	19-7507	19-7411
VF750F Interceptor	83-84	KN-202	19-7421	—
VF750S Sabre	82-83	KN-202	19-7421	—
VFR750F Interceptor	1986	KN-202	19-7421	—
VFR750F	90-97	KN-303	19-7507	19-7411
VFR750R (RC30)	1990	KN-303	19-7507	19-7411
VT750C Shadow	1983	KN-202	19-7421	—
VT750C/C2 Shadow	08,10-12	KN-204	19-7515	19-7315
VT750C2ShadowPhantom	10-11	KN-204	19-7515	19-7315
VT750RS Shadow	10-11	KN-204	19-7515	19-7315
VT750 Shadow Ace, Spirit	98-07	KN-303	19-7507	19-7411
VT750/C Shadow Aero	04-09	KN-204	19-7515	19-7315
VT750C2 Shadow Spirit	04-09	KN-204	19-7515	19-7315
PC800 Pacific Coast	89-98	KN-303	19-7507	19-7411
VFR800FI Interceptor	98-01	KN-303	19-7507	19-7411
VFR800F Interceptor ABS	02-09	KN-204	19-7515	19-7315
VFR800 Crossrunner	2011	KN-204	19-7515	19-7315
VT800C Shadow	1988	KN-202	19-7421	—
CB900C Custom	80-82	KN-401	19-7405	—
CB900F Super Sport	81-82	KN-401	19-7405	—
CB900F (919)	02-07	KN-204	19-7515	19-7315
CBR900RR	93-99	KN-303	19-7507	19-7411
CBR900RR Fireblade	2003	KN-204	19-7515	19-7315
CBR929RR	00-01	KN-204	19-7515	19-7315
CBR954RR	02-03	KN-204	19-7515	19-7315
CB1000 Big One	93-97	KN-303	19-7507	19-7411
CB1000C Custom	1983	KN-401	19-7405	—
CB1000R	08-11	KN-204	19-7515	19-7315
CBF1000/F (all)	06-11	KN-204	19-7515	19-7315
CBF1000F Travel	07-10	KN-204	19-7515	19-7315
CBR1000F Hurricane	87-96	KN-303	19-7507	19-7411
CBR1000RR (all)	04-11	KN-204	19-7515	19-7315
CBX (1047cc six cylinder)	79-82	KN-204	19-7515	19-7315

## 55 GALLON DRUM CART

This Mobile Oil Pump Kit makes oil projects easier to complete. Durable, portable unit comes complete with digital oil control valve and meter.

The sturdy cart can support up to 400-lb. drum

(including a standard 55-gallon drum) and includes reel with a 1/2in. x 50ft. hose.

Suitable for dispensing oil at medium/high viscosity for mobile installations and fixed system at medium distances. Works on any size drum with a 2in. bung adapter.

**39-8367** 55 Gallon Oil Drum Cart



39-8367

## HONDA Street

Application	Year	K&N P/N	BLACK	CHROME
GL1000 Goldwing	75-79	KN-401	19-7405	——
GL1000L Goldwing LTD	1976	KN-401	19-7405	——
RC51	00-06	KN-204	19-7515	19-7315
VF1000F Interceptor	1984	KN-202	19-7421	——
VF1000R	85-86	KN-202	19-7421	——
VTR1000F Firestorm	97-03	KN-303	19-7507	19-7411
VTR1000F Firestorm	04-05	KN-204	19-7515	19-7315
VTR1000 SP	01-06	KN-204	19-7515	19-7315
VTR1000F Super Hawk	97-05	KN-204	19-7515	19-7315
CB1100F Super Sport	1983	KN-401	19-7405	——
CBR1100XX Blackbird	96-06	KN-303	19-7507	19-7411
GL1100 Goldwing	80-83	KN-401	19-7405	——
GL1100A Aspencade	82-83	KN-401	19-7405	——
GL1100I Interstate	80-83	KN-401	19-7405	——
ST1100	91-02	KN-303	19-7507	19-7411
ST1100A (ABS)	92-02	KN-303	19-7507	19-7411
VF1100C Magna	83-86	KN-202	19-7421	——
VF1100S Sabre	84-85	KN-202	19-7421	——
VT1100C Shadow Series	89-07	KN-303	19-7507	19-7411
GL1200 Goldwing (all)	84-87	KN-401	19-7405	——
VFR1200	10-11	KN-204	19-7515	19-7315
CB1300 (all)	03-10	KN-204	19-7515	19-7315
ST1300	02-11	KN-204	19-7515	19-7315
VT1300CR/CS/CT/CX (all)	10-11	KN-204	19-7515	19-7315
VTX1300	03-09	KN-204	19-7515	19-7315
GL1500 Goldwing (all)	88-01	KN-303	19-7507	19-7411
GL1500C Valkyrie (all)	97-03	KN-303	19-7507	19-7411
GL1800 Goldwing	01-12	KN-204	19-7515	19-7315
NRX1800 Valkyrie Rune	04-05	KN-204	19-7515	19-7315
VTX1800C (all)	02-08	KN-204	19-7515	19-7315

## HONDA ATV

ATC250ES Big Red	85-87	KN-112	19-7408	——
ATC250SX	85-87	KN-112	19-7408	——
TRX250 Four Trax 250	85-87	KN-112	19-7408	——
TRX250X Four Trax 250	87-88	KN-112	19-7408	——
TRX250X Four Trax 250	91-92	KN-112	19-7408	——
TRX300 Four Trax 300	88-00	KN-112	19-7408	——
TRX300 Four Trax 300	88-91	KN-112	19-7408	——
TRX300 Four Trax 300	92-97	KN-112	19-7408	——
TRX300 Four Trax 300	98-00	KN-113	19-7511	——
TRX300EX Four Trax	93-97	KN-112	19-7408	——
TRX300EX Four Trax	98-00	KN-113	19-7511	——
TRX300EX Sportrax	01-08	KN-113	19-7511	——
TRX300FW Four Trax 4x4	1988	KN-112	19-7408	——
TRX300FW Four Trax 4x4	90-97	KN-112	19-7408	——
TRX300FW Four Trax 4x4	98-01	KN-113	19-7511	——
ATC350X	85-86	KN-112	19-7408	——
TRX350 Fourtrax 4x4	86-87	KN-112	19-7408	——
TRX350D Foreman 4x4	87-89	KN-112	19-7408	——
TRX350 Rancher (all)	00-06	KN-113	19-7511	——
TRX400 Rancher AT	04-06	KN-111	19-7416	——
TRX400FM Foreman	01-03	KN-113	19-7511	——
TRX400FW Foreman 4x4	95-97	KN-112	19-7408	——
TRX400FW Foreman 4x4	98-01	KN-113	19-7511	——
TRX400FW Foreman 4x4	2003	KN-113	19-7511	——
TRX400EX Fourtrax	99-00	KN-113	19-7511	——
TRX400EX Sportrax	01-04	KN-113	19-7511	——
TRX400X	2009	KN-113	19-7511	——
TRX420 M/T	07-12	KN-113	19-7511	——
TRX450FE Foreman ES	03-04	KN-113	19-7511	——
TRX450FM Foreman ES	02-04	KN-113	19-7511	——
TRX450S Foreman S	98-02	KN-113	19-7511	——
TRX450ES Foreman ES	98-01	KN-113	19-7511	——
TRX500 Foreman (all)	05-06	KN-111	19-7416	——
TRX500FE Foreman ES	05-12	KN-113	19-7511	——
TRX500FM Foreman	05-12	KN-113	19-7511	——
TRX500FPE Foreman ES	07-12	KN-113	19-7511	——
TRX500FPM Foreman	08-12	KN-113	19-7511	——



## HONDA ATV

Application	Year	K&N P/N	BLACK	CHROME
TRX500FA Rubicon	00-12	KN-111	19-7416	——
TRX500TM Foreman	05-06	KN-113	19-7511	——
TRX650 Rincon (all)	04-05	KN-111	19-7416	——
TRX680 Rincon (all)	06-112	KN-111	19-7416	——
TRX700XX	08-09	KN-112	19-7408	——

## HONDA Dual Sport/Offroad

XR200R	84-85	KN-112	19-7408	——
NX250	88-90	KN-112	19-7408	——
CRF250R, X	04-12	KN-116	19-7474	——
XL250R	84-87	KN-112	19-7408	——
XR250L	91-96	KN-112	19-7408	——
XR250R	84-04	KN-112	19-7408	——
XL350R	84-85	KN-112	19-7408	——
XR350R	83-85	KN-112	19-7408	——
XR400R	96-04	KN-112	19-7408	——
XR500R	83-84	KN-112	19-7408	——
XL600R	83-87	KN-112	19-7408	——
XL600V Transalp	91-00	KN-303	19-7507	19-7411
XL600V Transalp	89-90	KN-112	19-7408	——
XR600R	85-02	KN-112	19-7408	——
NX650R	88-02	KN-112	19-7408	——
SLR650	97-00	KN-112	19-7408	——
XL650V Transalp	00-06	KN-303	19-7507	19-7411
XL650V Transalp	2007	KN-204	19-7515	19-7315
XR650L	93-12	KN-112	19-7408	——
XR650R	00-07	KN-112	19-7408	——
XL700V Transalp	08-11	KN-204	19-7515	19-7315
XL1000 Varadero	03-11	KN-204	19-7515	19-7315

## HONDA Personal Watercraft

ARX1200 Aquatrax	02-07	KN-204	19-7515	19-7315
ARX1500 Aquatrax	08-09	KN-204	19-7515	19-7315

## HUSABERG Offroad

All 4-Stroke	95-04	KN-155	19-7401	——
--------------	-------	--------	---------	----

## KAWASAKI Street

AN110	00-02	KN-112	19-7408	——
AN112	03-11	KN-112	19-7408	——
AX125	2010	KN-112	19-7408	——
BN125A	97-09	KN-112	19-7408	——
KZ200A1/A2	78-79	KN-123	19-7415	——
EL250 I	96-02	KN-401	19-7405	——
EL250B2/B3 Eliminator (all)	88-03	KN-401	19-7405	——
EX250R Ninja 250R	86-12	KN-401	19-7405	——
KZ250D1/D2 LTD&CSR	80-81	KN-123	19-7415	——
KZ250L1 CSR	1982	KN-123	19-7415	——
KZ250W1 LTD	1983	KN-123	19-7415	——
ZR250 Eliminator	97-06	KN-204	19-7515	19-7315
ZZR250	90-02	KN-401	19-7405	——

SHOP EQUIP & TOOLS

HARD PARTS

CARB & FUEL

IGNITION/ELECTRICAL

CONTROL

SUSPENSION

ACCESSORIES



KAWASAKI Street					
Application	Year	K&N P/N	BLACK	CHROME	
KZ400A1/ A2 Deluxe	77-78	KN-401	19-7405	—	
KZ400B1/ B2	78-79	KN-401	19-7405	—	
KZ400C1	1978	KN-401	19-7405	—	
KZ400/ D/ D3/ D4	74-77	KN-401	19-7405	—	
KZ400H1 LTD	1979	KN-401	19-7405	—	
KZ400S1~S3 Special	75-77	KN-401	19-7405	—	
ZR400 Zephyr/ ZephyrX	89-08	KN-401	19-7405	—	
KZ440A1~A4 LTD	80-83	KN-401	19-7405	—	
KZ440B1/ B2	80-81	KN-401	19-7405	—	
KZ440D1~D5 LTD Belt	80-83	KN-401	19-7405	—	
KZ440G1 Belt	1982	KN-401	19-7405	—	
EN450A1~A6 LTD 454	85-90	KN-202	19-7421	—	
EN500 Vulcan 500	90-96	KN-303	19-7507	19-7411	
EN500 Vulcan Ltd	03-06	KN-204	19-7515	19-7315	
EN500 Vulcan Ltd	07-09	KN-303	19-7507	19-7411	
ER500 ER5	99-02	KN-202	19-7421	—	
EX500A1-A7	87-93	KN-202	19-7421	—	
EX500D Ninja 500R	94-02	KN-303	19-7507	19-7411	
EX500D Ninja 500R	03-05	KN-204	19-7515	19-7315	
EX500D Ninja 500R	07-09	KN-303	19-7507	19-7411	
KZ550A1/ A2/ A3/ A4	80-83	KN-401	19-7405	—	
KZ550C1~C4 LTD	80-83	KN-401	19-7405	—	
KZ550D1 GPz	1981	KN-401	19-7405	—	
KZ550F1 Spectre	1983	KN-401	19-7405	—	
KZ550F2 LTD	1984	KN-401	19-7405	—	
KZ550H1/ H2 GPz	82-83	KN-401	19-7405	—	
KZ550M1 LTD	1983	KN-401	19-7405	—	
ZR750 Zephyr	90-00	KN-401	19-7405	—	
ZX550A1/ A2/ A3 GPz	82-92	KN-401	19-7405	—	
ZL600A1/ A2 Eliminator	86-87	KN-401	19-7405	—	
ZL600B2/ B3 Eliminator	96-97	KN-401	19-7405	—	
ZX600A1~A3 Ninja 600R	85-87	KN-401	19-7405	—	
ZX600B1 Ninja 600RX	1987	KN-401	19-7405	—	
ZX600C1~C10 Ninja 600R	88-00	KN-401	19-7405	—	
ZX600 Ninja ZX-6	90-01	KN-303	19-7507	19-7411	
ZX600E10 Ninja ZX-6	2002	KN-204	19-7515	19-7315	
ZX600E11/ E12 ZZR600	03-06	KN-204	19-7515	19-7315	
ZX600 ZZR600	07-08	KN-303	19-7507	19-7411	
ZX600 Ninja ZX-6R	95-99	KN-303	19-7507	19-7411	
ZX600J1~J3 Ninja ZX-6R	00-02	KN-204	19-7515	19-7315	
ZX600 Ninja ZX-6R	07-12	KN-303	19-7507	19-7411	
ZX600 Ninja ZX-6RR	03-06	KN-204	19-7515	19-7315	
ZX636B1/ B2 Ninja ZX-6R	02-05	KN-204	19-7515	19-7315	
EJ650 W650	99-05	KN-204	19-7515	19-7315	
EJ650 W650	06-08	KN-204	19-7515	19-7315	
ER650 ER-6N	2006	KN-204	19-7515	19-7315	
ER650 ER-6N	07-11	KN-303	19-7507	19-7411	
EX650R Ninja	2006	KN-204	19-7515	19-7315	
EX650R Ninja	07-12	KN-303	19-7507	19-7411	
KZ650B1/ B2/ B2A/ B3	77-79	KN-401	19-7405	—	
KZ650C1/ C2/ C3 Custom	77-79	KN-401	19-7405	—	
KZ650D1/ D1A/ D2 SR	77-78	KN-401	19-7405	—	
KZ650E/ F	1980	KN-401	19-7405	—	
KZ650H1/ H2/ H3 CSR	81-83	KN-401	19-7405	—	
KZ700A1	1984	KN-401	19-7405	—	
VN700A1 Vulcan	1985	KN-202	19-7421	—	
ZN700A1 LTD	84-85	KN-401	19-7405	—	
KZ750B1~B4 (2-cyl.)	76-79	KN-126	19-7461	—	
KZ750E1/ E2/ E3	80-82	KN-401	19-7405	—	
KZ750F1 LTD	1983	KN-401	19-7405	—	
KZ750G1 LTD (2-cyl.)	1980	KN-126	19-7461	—	

KAWASAKI Street					
Application	Year	K&N P/N	BLACK	CHROME	
KZ750H1~H4 LTD	80-83	KN-401	19-7405	—	
KZ750K1/ K2 LTD (2-cyl.)	83-84	KN-126	19-7461	—	
KZ750L3	1983	KN-401	19-7405	—	
KZ750M1 CSR (2-cyl.)	1982	KN-126	19-7461	—	
KZ750N1/ N2 Spectre	82-83	KN-401	19-7405	—	
KZ750R1 GPz	1982	KN-401	19-7405	—	
VN750 Vulcan	86-98	KN-202	19-7421	—	
VN750 Vulcan	99-03	KN-303	19-7507	19-7411	
VN750 Vulcan	04-06	KN-204	19-7515	19-7315	
ZR750 Zephyr	91-06	KN-401	19-7405	—	
ZR750 ZR-7/ 7S	00 05	KN-401	19-7405	—	
Z750 / 750S	04-06	KN-204	19-7515	19-7315	
Z750 / 750S	07-11	KN-303	19-7507	19-7411	
ZX750A1/ A2/ A3 GPz	83-85	KN-401	19-7405	—	
ZX750E1/ E2 GPz Turbo	84-85	KN-401	19-7405	—	
ZX750F1~F4 Ninja 750R	87-90	KN-401	19-7405	—	
ZX750H1 Ninja ZX-7	1989	KN-303	19-7507	19-7411	
ZX750H2 Ninja ZX-7	1990	KN-401	19-7405	—	
ZX750 Ninja ZX-7/ ZX-7R	91-92	KN-303	19-7507	19-7411	
ZX750L1~L3 Ninja ZX-7	93-95	KN-303	19-7507	19-7411	
ZX750M Ninja ZX-7R	93-94	KN-303	19-7507	19-7411	
ZX750N Ninja ZX-7RR	96-97	KN-303	19-7507	19-7411	
ZX750P1~P8 Ninja ZX-7R	96-03	KN-303	19-7507	19-7411	
VN800 Vulcan 800	95-02	KN-303	19-7507	19-7411	
VN800 Vulcan 800	03-06	KN-204	19-7515	19-7315	
Z1/ A/ B-900	73-75	KN-126	19-7461	—	
KZ900A4/ A5	76-77	KN-126	19-7461	—	
KZ900B1 LTD	1976	KN-126	19-7461	—	
VN900 Vulcan (all)	06-12	KN-303	19-7507	19-7411	
ZL900A1/ A2 Eliminator	85-86	KN-401	19-7405	—	
ZX900A1~A3 Ninja 900R	84-86	KN-401	19-7405	—	
ZX900 Ninja ZX-9R	94-01	KN-303	19-7507	19-7411	
ZX900F1/ F2 Ninja ZX-9R	02-03	KN-204	19-7515	19-7315	
KZ1000A1/ A2	77-78	KN-126	19-7461	—	
KZ1000A3~A4 MKII	79-80	KN-126	19-7461	—	
KZ1000B1~B4 LTD	77-80	KN-126	19-7461	—	
KZ1000C1~C4 Police	78-81	KN-126	19-7461	—	
KZ1000D1 Z1R	1978	KN-126	19-7461	—	
KZ1000D3 Z1R	1980	KN-126	19-7461	—	
KZ1000E1/ E2 Shaft ST	79-80	KN-126	19-7461	—	
KZ1000G1 LTD Classic	1980	KN-126	19-7461	—	
KZ1000J1/ J2/ J3	81-83	KN-401	19-7405	—	
KZ1000K1/ K2 LTD	81-82	KN-401	19-7405	—	
KZ1000M1/ M2 CSR	81-82	KN-401	19-7405	—	
KZ1000P Police	82-05	KN-401	19-7405	—	
KZ1000R1/ R2 Replica	82-83	KN-401	19-7405	—	
ZG1000 Concours	86-06	KN-401	19-7405	—	
Z1000 Naked	03-06	KN-204	19-7515	19-7315	
ZL1000A1 Eliminator	1987	KN-401	19-7405	—	
ZR1000 Z1000/ ABS	07-12	KN-303	19-7507	19-7411	
ZX1000A Ninja 1000R	86-87	KN-401	19-7405	—	
ZX1000B Ninja ZX-10	88-90	KN-401	19-7405	—	
ZX1000 ZX-10R Ninja	04-06	KN-204	19-7515	19-7315	
ZX1000 ZX-10R Ninja	07-12	KN-303	19-7507	19-7411	
KZ1100A1/ A2/ A3 Shaft	81-83	KN-401	19-7405	—	
KZ1100B1/ B2 GPz	81-82	KN-401	19-7405	—	
KZ1100D1/ D2 Spectre	82-83	KN-401	19-7405	—	
KZ1100L1 LTD	1983	KN-401	19-7405	—	
ZN1100B1/ B2 LTD	84-85	KN-401	19-7405	—	
ZR1100 Zephyr	91-06	KN-401	19-7405	—	
ZR1100C3 ZRX1100	96-00	KN-401	19-7405	—	
ZX1100A1/ A2 GPz	83-84	KN-401	19-7405	—	
ZX1100C/ D Ninja ZX-11	90-01	KN-401	19-7405	—	
ZX1100E1/ E2/ E3 GPz	95-97	KN-401	19-7405	—	
ZX1100F1 GPz (ABS)	1996	KN-401	19-7405	—	
ZR1200A ZRX1200	01-09	KN-401	19-7405	—	
ZX1200A Ninja ZX-12R	00-06	KN-204	19-7515	19-7315	
ZX1200C ZZR1200	02-05	KN-401	19-7405	—	
ZG1200A/ B Voyager XII	86-03	KN-401	19-7405	—	
KZ1300A1/ A2/ A3/ A4	79-82	KN-126	19-7461	—	



<b>KAWASAKI Street</b>				
Application	Year	K&N P/N	BLACK	CHROME
KZ1300B1 Touring	1980	KN-126	19-7461	——
ZN1300A1~A6 Voyager	83-87	KN-126	19-7461	——
ZG1400 Concours	08-12	KN-303	19-7507	19-7411
ZX1400 ZX-14R Ninja	06-11	KN-303	19-7507	19-7411
VN1500 88,SE/L/Classic	87-99	KN-303	19-7507	19-7411
VN1500 Vulcan Classic	99-06	KN-204	19-7515	19-7315
VN1500 Drifter	99-05	KN-204	19-7515	19-7315
VN1500 Nomad F.I.	2000	KN-303	19-7507	19-7411
VN1500 Nomad F.I.	01-02	KN-204	19-7515	19-7315
VN1500 Nomad (Carb)	1998	KN-303	19-7507	19-7411
VN1500 Nomad (Carb)	99-01	KN-204	19-7515	19-7315
VN1600 Vulcan (all)	03-06	KN-204	19-7515	19-7315
VN1600 Vulcan (all)	07-08	KN-303	19-7507	19-7411
VN1700 Vulcan (all)	09-12	KN-303	19-7507	19-7411
VN2000 Vulcan (all)	04-06	KN-204	19-7515	19-7315
VN2000 Vulcan (all)	07-10	KN-303	19-7507	19-7411

<b>KAWASAKI ATV / UTV</b>				
Application	Year	K&N P/N	BLACK	CHROME
KLT200A	81-83	KN-123	19-7415	——
KLT200B1	1983	KN-123	19-7415	——
KLT200C1/C2	83-84	KN-123	19-7415	——
KLF220A Bayou 220	88-02	KN-123	19-7415	——
KLF250A Bayou 250	03-11	KN-123	19-7415	——
KLT250A1/A2	82-83	KN-123	19-7415	——
KLT250C1/C2/C3	83-85	KN-123	19-7415	——
KLT250P1 Police	1984	KN-123	19-7415	——
KSF250A1~A18 Mojave	87-04	KN-123	19-7415	——
KEF300ALakota 300	95-00	KN-123	19-7415	——
KEF300B Lakota Sport	01-02	KN-123	19-7415	——
KLF300 Bayou (all)	86-05	KN-123	19-7415	——
KVF300A Prairie 4x4	99-02	KN-204	19-7515	19-7315
KVF300B Prairie	99-02	KN-204	19-7515	19-7315
KVF360 Prairie (all)	03-12	KN-204	19-7515	19-7315
KLF400B Bayou 4x4	93-99	KN-303	19-7507	19-7411
KSF400A KFX400	03-05	KN-139	19-7407	——
KVF400A Prairie 4x4	97-98	KN-303	19-7507	19-7411
KVF400B1 Prairie 400	1998	KN-303	19-7507	19-7411
KVF400C/D Prairie 400 4x4	99-02	KN-303	19-7507	19-7411
KSF450 KFX450	08-11	KN-112	19-7408	——
KVF650, Brute Force (all)	05-12	KN-204	19-7515	19-7315
KVF650, Prairie	02-03	KN-204	19-7515	19-7315
KSV/KFX700	04-09	KN-204	19-7515	19-7315
KVF700, Prairie	04-06	KN-204	19-7515	19-7315
KVF750, Brute Force (all)	05-12	KN-204	19-7515	19-7315
KRF750 Teryx (all)	08-12	KN-204	19-7515	19-7315

<b>KAWASAKI Dual Sport/Offroad</b>				
Application	Year	K&N P/N	BLACK	CHROME
KLX110	02-12	KN-112	19-7408	——
BR125	2005	KN-112	19-7408	——
KLX125 KLX125/L	03-06	KN-132	19-7414	——
KLX140A/B KLX140/L	08-12	KN-112	19-7408	——
KL250	78-05	KN-123	19-7415	——
KL250G Super Sherpa	00-04	KN-112	19-7408	——
KL250G Super Sherpa	09-10	KN-112	19-7408	——
KLX250A1/A2	79-80	KN-123	19-7415	——
KLX250D2/D3/D4	94-96	KN-112	19-7408	——
KLX250S/SF	06-12	KN-112	19-7408	——
KX250N1/N2 KX250F	04-12	KN-207	19-7440	——
KLX300A2~A910	97-07	KN-112	19-7408	——
KLX450A KLX450R	08-12	KN-112	19-7408	——
KX450D/E/F KX450F	06-12	KN-112	19-7408	——
KL600A1/B1/B2 KLR600	84-86	KN-123	19-7415	——
KL650 KLR650 (all)	88-12	KN-123	19-7415	——
KL650B Tengai KLR650	90-91	KN-123	19-7415	——
KLE650 Versys	07-12	KN-303	19-7507	19-7411
KLX650A Offroad	93-95	KN-123	19-7415	——
KLX650C/D Dual Sport	93-96	KN-123	19-7415	——

<b>KAWASAKI Personal Watercraft</b>				
Application	Year	K&N P/N	BLACK	CHROME
JT1200 STX-12F	03-06	KN-204	19-7515	19-7315
JT1200 STX-12F	2007	KN-303	19-7507	19-7411
JT1500 STX-15F (all)	04-09	KN-204	19-7515	19-7315
JT1500 Ultra (all)	04-09	KN-204	19-7515	19-7315

<b>KTM Dual Sport/Offroad</b>				
Application	Year	K&N P/N	BLACK	CHROME
250 EXC (1st Filter)	02-06	KN-155	19-7401	——
250 EXC (2nd Filter)	02-06	KN-157	19-7402	——
400 EGS (1st Filter)	(ALL)	KN-155	19-7401	——
400 EGS (2nd Filter)	(ALL)	KN-156	19-7428	——
400 EXC (1st Filter)	99-07	KN-155	19-7401	——
400 EXC (2nd Filter)	99-07	KN-157	19-7402	——
400 EXE	(ALL)	KN-155	19-7401	——
400 MXC (1st Filter)	99-02	KN-155	19-7401	——
400 MXC (2nd Filter)	99-02	KN-157	19-7402	——
400 SX (1st Filter)	99-02	KN-155	19-7401	——
400 SX (2nd Filter)	99-02	KN-157	19-7402	——
400 XC-W (1st Filter)	2007	KN-155	19-7401	——
450 EXC (1st Filter)	03-07	KN-155	19-7401	——
450 EXC (2nd Filter)	03-07	KN-157	19-7402	——
450 SX (1st Filter)	03-06	KN-155	19-7401	——
450 SX (2nd Filter)	03-06	KN-157	19-7402	——
520 EXC (1st Filter)	99-02	KN-155	19-7401	——
520 EXC (2nd Filter)	99-02	KN-157	19-7402	——
520 MXC (1st Filter)	99-02	KN-155	19-7401	——
520 MXC (2nd Filter)	99-02	KN-157	19-7402	——
520 SX (1st Filter)	99-02	KN-155	19-7401	——
520 SX (2nd Filter)	99-02	KN-157	19-7402	——
525 EXC (1st Filter)	03-07	KN-155	19-7401	——
525 EXC (2nd Filter)	03-07	KN-157	19-7402	——
525 MXC (1st Filter)	03-07	KN-155	19-7401	——
525 MXC (2nd Filter)	03-07	KN-157	19-7402	——
525 SX (1st Filter)	03-07	KN-155	19-7401	——
525 SX (2nd Filter)	03-07	KN-157	19-7402	——
540 SXS (1st Filter)	(ALL)	KN-155	19-7401	——
540 SXS (2nd Filter)	(ALL)	KN-157	19-7402	——
620 Duke (1st Filter)	(ALL)	KN-155	19-7401	——
620 Duke (2nd Filter)	(ALL)	KN-156	19-7428	——
620 EGS (1st Filter)	(ALL)	KN-155	19-7401	——
620 EGS (2nd Filter)	(ALL)	KN-156	19-7428	——
620 EXE	(ALL)	KN-155	19-7401	——
620 LSK (1st Filter)	(ALL)	KN-155	19-7401	——
620 LSK (2nd Filter)	(ALL)	KN-156	19-7428	——
625 SXC (1st Filter)	02-05	KN-155	19-7401	——
625 SXC (2nd Filter)	02-05	KN-157	19-7402	——
640 Duke (1st Filter)	(ALL)	KN-155	19-7401	——
640 Duke (2nd Filter)	(ALL)	KN-156	19-7428	——
640 LC4 (1st Filter)	(ALL)	KN-155	19-7401	——
640 LC4 (2nd Filter)	(ALL)	KN-156	19-7428	——
950 Adventure	(ALL)	KN-158	19-7475	——

SHOP EQUIP & TOOLS

HARD PARTS

CARB & FUEL

IGNITION/ELECTRICAL

CONTROL

SUSPENSION

ACCESSORIES

### FLUID EVACUATOR PLUS

At the push of a button, this unit changes from vacuum to pressure for evacuating or dispensing fluids. This functionality makes it ideal for draining tanks or reservoirs then pumping the used fluid back out for easy disposal. Automatic shut-off prevents overfilling, for superior mobility, this unit utilizes a manual pump so compressed air or electricity is not required. Includes wands to drain engine oil & transmission fluid directly through the dipstick. 2.3 Gallon Capacity (8.8 liters)



**35-9144**

**35-9144** Fluid Evacuator Plus

# K&N OIL FILTERS

SHOP EQUIP & TOOLS

MZ Application	Year	K&N P/N	BLACK	CHROME
500 Red Star Classic	1997	KN-151	19-7438	————
500 Saxon Country	91-97	KN-151	19-7438	————
500 Saxon Fun	91-93	KN-151	19-7438	————
500 Saxon Tour	91-98	KN-151	19-7438	————
500 Silver Star	95-96	KN-151	19-7438	————
500 Silver Star Classic	91-98	KN-151	19-7438	————
660 Baghira	99-00	KN-145	19-7410	————
660 Mastiff	99-00	KN-145	19-7410	————
660 Skorpion	95-01	KN-145	19-7410	————
660 Skorpion Cup	1999	KN-145	19-7410	————

HARD PARTS

POLARIS ATV	Year	K&N P/N	BLACK	CHROME
Hawkeye 300	06-11	KN-303	19-7507	19-7411
Magnum 325	00-06	KN-303	19-7507	19-7411
Trail Boss 325	00-09	KN-303	19-7507	19-7411
Xpedition 325	00-01	KN-303	19-7507	19-7411
Hawkeye 329	2006	KN-303	19-7507	19-7411
Sportsman 329	08-10	KN-303	19-7507	19-7411
Magnum 330	03-05	KN-303	19-7507	19-7411
Trail Blazer 330	08-12	KN-303	19-7507	19-7411
Trail Boss 330	10-12	KN-303	19-7507	19-7411
Sportsman 335	99-01	KN-303	19-7507	19-7411
Sportsman 400	01-12	KN-303	19-7507	19-7411
Xplorer 400 L	96-01	KN-303	19-7507	19-7411
Ranger 400	10-12	KN-303	19-7507	19-7411
Magnum 425 2x4	96-98	KN-303	19-7507	19-7411
Magnum 425 4x4	95-98	KN-303	19-7507	19-7411
Magnum 425 6x6	96-97	KN-303	19-7507	19-7411
Xpedition 425 6x6	00-02	KN-303	19-7507	19-7411
Diesel 455/Diesel 455 4x4	99-01	KN-303	19-7507	19-7411
Big Boss 6x6	98-99	KN-303	19-7507	19-7411
Explorer 500 4x4	1997	KN-303	19-7507	19-7411
Magnum 500 4x4	99-03	KN-303	19-7507	19-7411
Outlaw 500	06-07	KN-112	19-7408	————
Ranger 500 2x4	04-08	KN-303	19-7507	19-7411
Ranger 500 4x4	03-09,12	KN-303	19-7507	19-7411
Ranger 500 6x6	99-00	KN-303	19-7507	19-7411
Ranger 500 6x6	04-05,12	KN-303	19-7507	19-7411
Predator 500	03-07	KN-112	19-7408	————
Scrambler 500 4x4	97-12	KN-303	19-7507	19-7411
Sportsman 500	97-09	KN-303	19-7507	19-7411
Sportsman 500 6x6	00-09	KN-303	19-7507	19-7411
Worker 500	99-01	KN-303	19-7507	19-7411
Sportsman 600 4x4	2003	KN-196	19-7422	————
Sportsman 700 4x4	02-03	KN-196	19-7422	————
Sportsman 700 Twin	2004	KN-196	19-7422	————
Sportsman 700 Twin F/I	2004	KN-196	19-7422	————

CARB & FUEL

IGNITION/ELECTRICAL

CONTROL



SUSPENSION

SUZUKI Street Application	Year	K&N P/N	BLACK	CHROME
VL125 Intruder	00-06	KN-136	19-7426	————
GN250	82-00	KN-136	19-7426	————
GS250TT/TX	80-81	KN-133	19-7425	————
GZ250	07-10	KN-136	19-7426	————
GZ250Marauder	99-10	KN-136	19-7426	————
TU250X	98-00	KN-136	19-7426	————
TU250X	10-11	KN-136	19-7426	————
VL250 Intruder	00-04	KN-136	19-7426	————
GS300LZ/LD/LF	82-85	KN-133	19-7425	————
GS400B/XB/C/XC	77-78	KN-133	19-7425	————
GSF400M/N/P Bandit	91-93	KN-133	19-7425	————
GS425N/EN/LN	1979	KN-133	19-7425	————
GS450ET/EX/EZ/ED	80-83	KN-133	19-7425	————
GS450G	82-85	KN-133	19-7425	————

ACCESSORIES

SUZUKI Street Application	Year	K&N P/N	BLACK	CHROME
GS450L	80-88	KN-133	19-7425	————
GS450ST/SX	81-82	KN-133	19-7425	————
GS450T	81-83	KN-133	19-7425	————
GS500/E/F/H	88-10	KN-133	19-7425	————
GS550B	77-80	KN-133	19-7425	————
GS550ED/ESD	1983	KN-133	19-7425	————
GS550E	83-86	KN-133	19-7425	————
GS550L	79-83	KN-133	19-7425	————
GS550LF/LG	85-86	KN-133	19-7425	————
GS550MZ Katana	1982	KN-133	19-7425	————
GS550TX	1981	KN-133	19-7425	————
GSF600S Bandit	96-04	KN-138	19-7509	19-7423
GSR600S	06-10	KN-138	19-7509	19-7423
GSX600F Katana	88-06	KN-138	19-7509	19-7423
GSX-R600WN/WP	92-93	KN-138	19-7509	19-7423
GSX-R600	97-11	KN-138	19-7509	19-7423
RF600RR/RS/RT	94-96	KN-138	19-7509	19-7423
AN650 Burgman (all)	04-11	KN-138	19-7509	19-7423
Boulevard S40	05-09	KN-137	19-7441	————
GR650D/XD Tempter	1983	KN-133	19-7425	————
GS650EX/EZ	81-82	KN-133	19-7425	————
GS650GX/GZ/GD	81-83	KN-133	19-7425	————
GS650GLX/GLZ/GLD	81-83	KN-133	19-7425	————
GS650MD Katana	1983	KN-133	19-7425	————
GSF650 Bandit	05-10	KN-138	19-7509	19-7423
GSFX650F	08-11	KN-138	19-7509	19-7423
LS650 Boulevard	05-11	KN-137	19-7441	————
LS650 Savage	86-09	KN-137	19-7441	————
SFV650 Gladius	09-11	KN-138	19-7509	19-7423
SV650 (all)	99-09	KN-138	19-7509	19-7423
YN85 Turbo	1983	KN-133	19-7425	————
GS700EF/ESF	1985	KN-133	19-7425	————
VS700 Intruder	1986	KN-134	19-7472	————
VS700Intruder	1987	KN-138	19-7509	19-7423
GS750B/C/EC/N/EN	77-79	KN-133	19-7425	————
GS750ET/EX/EZ	80-82	KN-133	19-7425	————
GS750ED/ESD	1983	KN-133	19-7425	————
GS750LN	1979	KN-133	19-7425	————
GS750LT/LX	80-81	KN-133	19-7425	————
GS750SD Katana	1983	KN-133	19-7425	————
GS750TZ/TD	82-83	KN-133	19-7425	————
GSR750	2011	KN-138	19-7509	19-7423
GSX750F Katana	89-06	KN-138	19-7509	19-7423
GSX-R750RG/G/H	86-87	KN-134	19-7472	————
GSX-R750	88-10	KN-138	19-7509	19-7423
VS750G Intruder	88-91	KN-138	19-7509	19-7423
Boulevard C50/T 800cc	05-11	KN-138	19-7509	19-7423
Boulevard M50 800cc	05-11	KN-138	19-7509	19-7423
Boulevard S80 800cc	05-09	KN-138	19-7509	19-7423
VL800 Intruder Volusia	01-04	KN-138	19-7509	19-7423
VS800 Intruder	92-11	KN-138	19-7509	19-7423
VX800L/M/N/P	90-93	KN-138	19-7509	19-7423
VZ800 Marauder	97-09	KN-138	19-7509	19-7423
GS850G	79-83	KN-133	19-7425	————
RF900RR/RS/RT/RV	94-00	KN-138	19-7509	19-7423
RF900RZS	1995	KN-138	19-7509	19-7423
DL1000 V-Strom	02-06	KN-138	19-7509	19-7423
GS1000C	78-80	KN-133	19-7425	————
GS1000G	80-81	KN-133	19-7425	————
GS1000L	79-80	KN-133	19-7425	————
GS1000SZ Katana	1982	KN-133	19-7425	————
GSX-R1000	01-11	KN-138	19-7509	19-7423
SV1000/S	03-07	KN-138	19-7509	19-7423
TL1000R	98-03	KN-138	19-7509	19-7423
TL1000S	97-01	KN-138	19-7509	19-7423
GS1100E (16 valve)	80-83	KN-133	19-7425	————
GS1100G Shaft (8 valve)	82-83	KN-133	19-7425	————
GS1100LT	1980	KN-133	19-7425	————
GS1100SD Katana	1983	KN-133	19-7425	————
GSX1100F Katana	88-96	KN-138	19-7509	19-7423

<b>SUZUKI Street Application</b>				
Year	K&N P/N	BLACK	CHROME	
GSX1100G Shaft	91-93	KN-138	<b>19-7509</b>	<b>19-7423</b>
GSX-R1100	86-92	KN-138	<b>19-7509</b>	<b>19-7423</b>
GSX-R1100W	93-98	KN-138	<b>19-7509</b>	<b>19-7423</b>
GS1150ES	83-86	KN-133	<b>19-7425</b>	—
GSF1200S Bandit	97-03	KN-138	<b>19-7509</b>	<b>19-7423</b>
GSF1250S Bandit	07-10	KN-138	<b>19-7509</b>	<b>19-7423</b>
GSX1250	2011	KN-138	<b>19-7509</b>	<b>19-7423</b>
GSX1300BK B-King	07-10	KN-138	<b>19-7509</b>	<b>19-7423</b>
GSX1300R Hayabusa	99-11	KN-138	<b>19-7509</b>	<b>19-7423</b>
GSX1400	01-07	KN-138	<b>19-7509</b>	<b>19-7423</b>
GV1400G Cavalcade	1986	KN-134	<b>19-7472</b>	—
GV1400G Cavalcade	87-88	KN-138	<b>19-7509</b>	<b>19-7423</b>
GV1400GTG Cavalcade	1986	KN-134	<b>19-7472</b>	—
GV1400GTH Cavalcade	1987	KN-138	<b>19-7509</b>	<b>19-7423</b>
Boulevard S83	05-09	KN-138	<b>19-7509</b>	<b>19-7423</b>
VS1400 Intruder	87-09	KN-138	<b>19-7509</b>	<b>19-7423</b>
Boulevard C90	05-09	KN-138	<b>19-7509</b>	<b>19-7423</b>
Boulevard M90	2009	KN-138	<b>19-7509</b>	<b>19-7423</b>
VL1500 Intruder	98-09	KN-138	<b>19-7509</b>	<b>19-7423</b>
VZ1500	2009	KN-138	<b>19-7509</b>	<b>19-7423</b>
VZ1500 Intruder M1500	09-10	KN-138	<b>19-7509</b>	<b>19-7423</b>
Boulevard M95	2005	KN-204	<b>19-7515</b>	<b>19-7315</b>
VZ1600 Marauder	04-05	KN-204	<b>19-7515</b>	<b>19-7315</b>
Boulevard C109R/RT/T	08-09	KN-138	<b>19-7509</b>	<b>19-7423</b>
Boulevard M109R	06-11	KN-138	<b>19-7509</b>	<b>19-7423</b>
VLR1800 C109 boulevard	08-10	KN-138	<b>19-7509</b>	<b>19-7423</b>
VLR1800C180R/RIIntruder	09-11	KN-138	<b>19-7509</b>	<b>19-7423</b>
VZR1800 Intruder	06-10	KN-138	<b>19-7509</b>	<b>19-7423</b>

<b>SUZUKI ATV</b>				
Year	K&N P/N	BLACK	CHROME	
LT160E Quad	89-92	KN-132	<b>19-7414</b>	—
LT-F160M-K1	91-02	KN-132	<b>19-7414</b>	—
LT230EH~P Quadrunner	87-93	KN-132	<b>19-7414</b>	—
LT230G Quadrunner	85-86	KN-132	<b>19-7414</b>	—
LT230S Quadsport	85-88	KN-132	<b>19-7414</b>	—
LT-F230G/H	86-87	KN-132	<b>19-7414</b>	—
LT250E Quadrunner	85-86	KN-132	<b>19-7414</b>	—
LT250SK/SL	89-90	KN-132	<b>19-7414</b>	—
LT-F250J~FK1	88-02	KN-132	<b>19-7414</b>	—
LT-F250FOzark	02-09,12	KN-132	<b>19-7414</b>	—
LT-F250F Quad	99-02	KN-132	<b>19-7414</b>	—
LT-Z250 QuadSport	04-09	KN-132	<b>19-7414</b>	—
LT300EH/EJ/EK	87-89	KN-132	<b>19-7414</b>	—
LT-F300F	99-02	KN-132	<b>19-7414</b>	—
LT-4WD 4WD Quad	87-98	KN-132	<b>19-7414</b>	—
LT-F4WD King Quad	91-98	KN-132	<b>19-7414</b>	—
LT400 Eiger (all)	02-07	KN-138	<b>19-7509</b>	<b>19-7423</b>
LTA400F King Quad	08-11	KN-138	<b>19-7509</b>	<b>19-7423</b>
LTF400F King Quad	08-11	KN-138	<b>19-7509</b>	<b>19-7423</b>
LTA450F King Quad	07-10	KN-138	<b>19-7509</b>	<b>19-7423</b>
LT-A500FY/FK1	00-01	KN-138	<b>19-7509</b>	<b>19-7423</b>
LT-A500FK2/FK3 Vinson	02-07	KN-138	<b>19-7509</b>	<b>19-7423</b>
LT-A500XP KingQuad	09-11	KN-138	<b>19-7509</b>	<b>19-7423</b>
LT-F500F Quadrunner	98-02	KN-138	<b>19-7509</b>	<b>19-7423</b>
LT-F500F Vinson	02-07	KN-138	<b>19-7509</b>	<b>19-7423</b>
LT-A700X KingQuad	05-08	KN-138	<b>19-7509</b>	<b>19-7423</b>
LT-V700 Twin Peak	04-06	KN-204	<b>19-7515</b>	<b>19-7315</b>
LT-A750X KingQuad	08-11	KN-138	<b>19-7509</b>	<b>19-7423</b>

<b>SUZUKI Dual Sport/Offroad</b>				
Year	K&N P/N	BLACK	CHROME	
DRZ110	03-05	KN-112	<b>19-7408</b>	—
DR125G/H/J	86-88	KN-132	<b>19-7414</b>	—
DR125S Dual Sport	94-96	KN-132	<b>19-7414</b>	—
DR-Z125K Offroad	03-10	KN-132	<b>19-7414</b>	—
DR-Z125L Offroad	03-10	KN-132	<b>19-7414</b>	—
SP125G/H/J Dual Sport	86-88	KN-132	<b>19-7414</b>	—
DR200G/H/J	86-88	KN-132	<b>19-7414</b>	—
DR200S Dual Sport	96-10	KN-132	<b>19-7414</b>	—
SP200G/H/J Dual Sport	86-88	KN-132	<b>19-7414</b>	—
DR250Z/D Offroad	82-83	KN-136	<b>19-7426</b>	—

<b>SUZUKI Dual Sport/Offroad Application</b>				
Year	K&N P/N	BLACK	CHROME	
DR250F Offroad	1985	KN-136	<b>19-7426</b>	—
DR250L/M/N/P Offroad	90-93	KN-136	<b>19-7426</b>	—
DR250SL~SES Dual Sport	90-95	KN-136	<b>19-7426</b>	—
DR-Z250	01-07	KN-136	<b>19-7426</b>	—
SP250Z/D Dual Sport	82-83	KN-136	<b>19-7426</b>	—
SP250F Dual Sport	1985	KN-136	<b>19-7426</b>	—
RM-Z250	04-11	KN-207	<b>19-7440</b>	—
DR350/S Offroad	90-99	KN-136	<b>19-7426</b>	—
RM-Z450	05-11	KN-207	<b>19-7440</b>	—
RM-X450Z	10-12	KN-207	<b>19-7440</b>	—
DR500X/Z/D	81-83	KN-137	<b>19-7441</b>	—
SP500X/Z/D Dual Sport	81-83	KN-137	<b>19-7441</b>	—
SP600F Dual Sport	1984	KN-137	<b>19-7441</b>	—
DL650 V-Storm	04-11	KN-138	<b>19-7509</b>	<b>19-7423</b>
DR650S/SE Dual Sport	90-11	KN-137	<b>19-7441</b>	—
DL1000 V-Storm	02-10	KN-138	<b>19-7509</b>	<b>19-7423</b>

### TRIUMPH Street

Speed Four 596	05-06	KN-204	<b>19-7515</b>	<b>19-7315</b>
Daytona 600	2004	KN-204	<b>19-7515</b>	<b>19-7315</b>
TT 600	00-05	KN-191	<b>19-7424</b>	—
Daytona 650	2005	KN-204	<b>19-7515</b>	<b>19-7315</b>
Daytona 671/SE	06-10	KN-204	<b>19-7515</b>	<b>19-7315</b>
Street Triple 671	07-11	KN-204	<b>19-7515</b>	<b>19-7315</b>
Speed Triple 675	07-10	KN-204	<b>19-7515</b>	<b>19-7315</b>
Daytona 750	91-95	KN-192	<b>19-7458</b>	—
Speed Triple 750	1997	KN-192	<b>19-7458</b>	—
Thunderbird 750	1995	KN-192	<b>19-7458</b>	—
Trident 750	91-98	KN-192	<b>19-7458</b>	—
Bonneville 800	01-05	KN-191	<b>19-7424</b>	—
Bonneville 800	2006	KN-204	<b>19-7515</b>	<b>19-7315</b>
Bonneville 800 America	02-03	KN-191	<b>19-7424</b>	—
Speed Master800	03-05	KN-204	<b>19-7515</b>	<b>19-7315</b>
Tiger 800	2011	KN-204	<b>19-7515</b>	<b>19-7315</b>
America 865	04-11	KN-204	<b>19-7515</b>	<b>19-7315</b>
Bonneville 865 (all)	05-11	KN-204	<b>19-7515</b>	<b>19-7315</b>
Scrambler 865	06-11	KN-204	<b>19-7515</b>	<b>19-7315</b>
Speed Master 865	05-11	KN-204	<b>19-7515</b>	<b>19-7315</b>
Thruxtton 865	04-11	KN-204	<b>19-7515</b>	<b>19-7315</b>
Bonneville 900	2009	KN-204	<b>19-7515</b>	<b>19-7315</b>
Bonneville T100	02-04	KN-191	<b>19-7424</b>	—

### OEM TYPE OIL FILTER SOCKET WRENCH



35-4980

35-4981

35-4983

Designed to remove and install OEM spin-on oil filters. Sold each.

**Important Note:** Will not fit FRAM Oil Filters.

Available for the following models:

- 35-4980** Fits Honda Oil Filter 15410-MM9-013  
Fits Kawasaki Oil Filter 16097-1061/1063/1064  
Fits Yamaha Oil Filter 3FV-13440-00-00, 5GH-13440-00-00  
and 5JW-134440-00-00
- 35-4981** Fits Suzuki Oil Filter 16510-06B01, Yamaha "5DM" style
- 35-4983** Ducati/BMW/H-D 76mm x 8 flute

SHOP EQUIP & TOOLS

HARD PARTS

CARB & FUEL

IGNITION/ELECTRICAL

CONTROL

SUSPENSION

ACCESSORIES

TRIUMPH Street				
Application	Year	K&N P/N	BLACK	CHROME
Adventurer 900	95-01	KN-192	19-7458	—
Daytona 900	94-97	KN-192	19-7458	—
Daytona Super 111 900	94-97	KN-192	19-7458	—
Legend TT 900	99-01	KN-192	19-7458	—
Speed Triple 900	94-96	KN-192	19-7458	—
Sprint 900	95-98	KN-192	19-7458	—
T 509 Speed Triple 900	97-98	KN-191	19-7424	—
Thunderbird 900 /Sport	95-01	KN-192	19-7458	—
Tiger 900	91-00	KN-192	19-7458	—
Trident 900	91-98	KN-192	19-7458	—
Trophy 900	91-01	KN-192	19-7458	—
Daytona 955i	99-04	KN-191	19-7424	—
Daytona 955i	05-06	KN-204	19-7515	19-7315
Speed Triple 955	99-02	KN-191	19-7424	—
Speed Triple 955	2005	KN-204	19-7515	19-7315
Sprint RS /ST 955	01-02	KN-191	19-7424	—
Sprint ST 955	2005	KN-204	19-7515	19-7315
T 595 Daytona 955	97-98	KN-191	19-7424	—
Tiger 955cc	01-05	KN-191	19-7424	—
Tiger 956cc	05-06	KN-204	19-7515	19-7315
Daytona 1000	91-95	KN-192	19-7458	—
Speed Triple 1050	05-11	KN-204	19-7515	19-7315
Sprint ST 1050	05-11	KN-204	19-7515	19-7315
Tiger 1050/SE (all)	07-11	KN-204	19-7515	19-7315
Daytona 1200	93-97	KN-192	19-7458	—
Trophy 1200	91-03	KN-401	19-7405	—
Thunderbird 1597	10-11	KN-204	19-7515	19-7315
Thunderbird 1700	09-11	KN-204	19-7515	19-7315
Rocket III 2294 (all)	04-11	KN-204	19-7515	19-7315

YAMAHA Street				
Application	Year	K&N P/N	BLACK	CHROME
SR125/SE	80-02	KN-143	19-7418	—
YJ125 Vino	04-09	KN-143	19-7418	—
VP125 X-City	07-11	KN-141	19-7403	—
YP125 X-Max	06-12	KN-141	19-7403	—
YZF-R125	08-11	KN-141	19-7403	—
XC180 Riva	83-85	KN-145	19-7410	—
SR185H/J	81-82	KN-143	19-7418	—
XC200 Riva	87-91	KN-145	19-7410	—
CP250 Morphous	06-08	KN-132	19-7414	—
SR250G/H/J/TH Exciter	80-82	KN-145	19-7410	—
SRX250T/TC	1987	KN-143	19-7418	—
XV250 Route 66	88-90	KN-145	19-7410	—
XV250 Virago	95-06	KN-145	19-7410	—
XV250 V-Star	08-12	KN-145	19-7410	—
XVS250 DragStar	01-07	KN-145	19-7410	—
YP250G Grand	04-07	KN-132	19-7414	—
XS360C/D/2D	76-77	KN-144	19-7439	—
FZR400	88-90	KN-144	19-7439	—
FZR400	91-94	KN-303	19-7507	19-7411
SR400	92-08	KN-145	19-7410	—
XJR400R	92-07	KN-303	19-7507	19-7411
XS400D/E/F/G/H	77-81	KN-144	19-7439	—
XS400E/2F	78-79	KN-144	19-7439	—
XS400J/K Maxim	82-83	KN-144	19-7439	—
XS400RJ/RK Seca	82-83	KN-144	19-7439	—
XS400SG/SH/SJ Special	80-82	KN-144	19-7439	—
XVS400 DragStar	96-07	KN-145	19-7410	—
YP400 Majesty	04-12	KN-132	19-7414	—
SR500E/F/G/H	78-00	KN-145	19-7410	—
XV500K Virago	1983	KN-145	19-7410	—
XV535T/TC/U Virago	87-02	KN-145	19-7410	—
XJ550H/J/K Maxim	81-83	KN-144	19-7439	—
XJ550RH/RJ/RK Seca	81-83	KN-144	19-7439	—
XZ550RJ/RK Vision	82-83	KN-144	19-7439	—
FJ600L/LC/N/NC	84-85	KN-144	19-7439	—
FZ600S	86-88	KN-144	19-7439	—
FZ600SS/SSC FZ6 Fazer	04-06	KN-303	19-7507	19-7411
FZ600 FZ6 /Fazer	07-09	KN-204	19-7515	19-7315
FZ6N/S	2008	KN-204	19-7515	19-7315
FZ6R	09-12	KN-204	19-7515	19-7315
FZR600R	89-90	KN-144	19-7439	—
FZR600R	91-99	KN-303	19-7507	19-7411
FZS600 Fazer	98-03	KN-147	19-7406	—
SRX600S/SC	1986	KN-145	19-7410	—
XJ600S Seca II	92-98	KN-303	19-7507	19-7411
XJ600 /Diversion	92-03	KN-303	19-7507	19-7411
XJ600 /Diversion	09-11	KN-204	19-7515	19-7315
YX600S Radian	86-90	KN-144	19-7439	—
YZF600R	95-07	KN-303	19-7507	19-7411
YZF-R6	99-05	KN-303	19-7507	19-7411
YZF-R6	06-12	KN-204	19-7515	19-7315
YZF-R6S	06-10	KN-303	19-7507	19-7411
XJ650G Maxim	80-83	KN-144	19-7439	—
XJ650LJ/LK Seca Turbo	82-83	KN-144	19-7439	—
XJ650RJ Seca	1982	KN-144	19-7439	—
XVS650 V-Star (all)	98-11	KN-145	19-7410	—
FZ700T/TC	1987	KN-401	19-7405	—
FZX700S/SC/T/TC Fazer	86-87	KN-401	19-7405	—
XJ700N Maxim	85-86	KN-144	19-7439	—
XJ700XN Maxim X	85-86	KN-144	19-7439	—
XV700 Virago	84-87	KN-145	19-7410	—
FZ750N/S/SC	85-86	KN-401	19-7405	—
FZ750U/UC	1988	KN-401	19-7405	—
FZR750RT/RU	87-88	KN-401	19-7405	—
XJ750J/K Maxim	82-83	KN-144	19-7439	—
XJ750RH/RJ/RK Seca	81-83	KN-144	19-7439	—
XS750D/2D/E/F	77-79	KN-146	19-7462	—
XS750SE/SF Special	78-79	KN-146	19-7462	—
XV750H/J/K Virago	81-83	KN-145	19-7410	—
XV750 Virago	88-98	KN-145	19-7410	—

### DRUM FUNNEL

Eliminate overspills while pouring. Large surface area permits drainage of multiple containers simultaneously. Highly durable, it will resist rust, dents and other chemicals. Fits 55 gallon drums.

**39-8362** Drum Funnel

### SPILL PAN

Spill Pan is constructed of heavy-duty polyethylene that will resist rust, dents and fluids or chemicals. Catches small drips, leaks or spills that could make your work area unsafe or hazardous.

**39-8366** Spill Pan (Black 8" height x 32-1/2" diameter)



### K&L STOCKS RED LINE OIL

See Pages 196 & 358 for details



<b>YAMAHA Street Application</b>				
Application	Year	K&N P/N	BLACK	CHROME
YZF750RF /RFC	1994	KN-303	<b>19-7507</b>	<b>19-7411</b>
YZF750R	96-98	KN-303	<b>19-7507</b>	<b>19-7411</b>
FZ8	10-12	KN-204	<b>19-7515</b>	<b>19-7315</b>
TDM850	92-02	KN-145	<b>19-7410</b>	---
XS850G/H	80-81	KN-146	<b>19-7462</b>	---
XS850SG/SH Special	80-81	KN-146	<b>19-7462</b>	---
TDM900/A	02-11	KN-145	<b>19-7410</b>	---
XJ900RK Seca	1983	KN-144	<b>19-7439</b>	---
XV920J/K Virago	82-83	KN-145	<b>19-7410</b>	---
XV920RH/RJ	81-82	KN-145	<b>19-7410</b>	---
XVS950 Midnight Star	09-12	KN-204	<b>19-7515</b>	<b>19-7315</b>
XVS950 V-Star	09-12	KN-204	<b>19-7515</b>	<b>19-7315</b>
XVS950 V-Star Tourer	09,11-12	KN-204	<b>19-7515</b>	<b>19-7315</b>
FZR1000T/TC~A/AC	87-90	KN-401	<b>19-7405</b>	---
FZR1000B/BC~G/GC	91-95	KN-303	<b>19-7507</b>	<b>19-7411</b>
FZS1000 FZ1 Fazer (all)	01-06	KN-303	<b>19-7507</b>	<b>19-7411</b>
FZS1000 FZ1 Fazer (all)	07-12	KN-204	<b>19-7515</b>	<b>19-7315</b>
GTS1000A	93-00	KN-303	<b>19-7507</b>	<b>19-7411</b>
XV1000 Virago	84-85	KN-145	<b>19-7410</b>	---
YZF1000RJ/RJC	1997	KN-303	<b>19-7507</b>	<b>19-7411</b>
YZF1000RK/RKC	1998	KN-303	<b>19-7507</b>	<b>19-7411</b>
YZF-R1	99-06	KN-303	<b>19-7507</b>	<b>19-7411</b>
YZF-R1	07-12	KN-204	<b>19-7515</b>	<b>19-7315</b>
FJ1100L/LC/N/NC	84-85	KN-401	<b>19-7405</b>	---
XJ1100J Maxim	1982	KN-146	<b>19-7462</b>	---
XS1100E/F/G/H/L	78-81	KN-146	<b>19-7462</b>	---
XS1100SF/SG/SH Special	79-81	KN-146	<b>19-7462</b>	---
XV1100 Virago	86-00	KN-145	<b>19-7410</b>	---
XVS1100 V-Star	99-09	KN-145	<b>19-7410</b>	---
FJ1200S/SC/T/TC	86-87	KN-401	<b>19-7405</b>	---
FJ1200W/WC~D/DC	89-92	KN-401	<b>19-7405</b>	---
FJ1200 (ABS)	92-93	KN-401	<b>19-7405</b>	---
VMX12 V-Max	85-95	KN-146	<b>19-7462</b>	---
VMX12 V-Max	96-07	KN-303	<b>19-7507</b>	<b>19-7411</b>
XJR1200	95-99	KN-401	<b>19-7405</b>	---
XVZ12 Venture /Royale	83-93	KN-146	<b>19-7462</b>	---
FJR1300 (all)	01-12	KN-148	<b>19-7471</b>	---
XJR1300	98-11	KN-401	<b>19-7405</b>	---
XVS13 Stryker	11-12	KN-204	<b>19-7515</b>	<b>19-7315</b>
XVS1300 V-Star /Tourer	07-09	KN-147	<b>19-7406</b>	---
XVS1300 V-Star	10-12	KN-204	<b>19-7515</b>	<b>19-7315</b>
XVZ1300 Royal Star (all)	96-12	KN-303	<b>19-7507</b>	<b>19-7411</b>
XV1600 Road Star (all)	99-04	KN-303	<b>19-7507</b>	<b>19-7411</b>
MT-01	05-11	KN-303	<b>19-7507</b>	<b>19-7411</b>
XV1700 Road Star (all)	04-12	KN-303	<b>19-7507</b>	<b>19-7411</b>
XV1900 Roadliner	06-11	KN-303	<b>19-7507</b>	<b>19-7411</b>
XV1900 Stratoliner	06-11	KN-303	<b>19-7507</b>	<b>19-7411</b>

<b>YAMAHA ATV / UTV</b>				
Application	Year	K&N P/N	BLACK	CHROME
YFM200N Moto-4	1985	KN-143	<b>19-7418</b>	---
YFM200DX	86-89	KN-143	<b>19-7418</b>	---
YTM200K/L/N Tri-Moto	83-85	KN-143	<b>19-7418</b>	---
YTM200EK Tri-Moto	83-85	KN-143	<b>19-7418</b>	---
YFM225S/T/U Moto-4	86-88	KN-143	<b>19-7418</b>	---
YTM225DX Tri-Moto	83-85	KN-143	<b>19-7418</b>	---
YTM225DR Tri-Moto	85-86	KN-143	<b>19-7418</b>	---
YFU1WPro Hauler	1989	KN-142	<b>19-7516</b>	---
YFB250D Timberwolf	92-04	KN-143	<b>19-7418</b>	---
YFM250W/A/B Moto 4	89-91	KN-143	<b>19-7418</b>	---
YFM250M Bear Tracker	2000	KN-143	<b>19-7418</b>	---
YFM250X Bear Tracker	99-04	KN-143	<b>19-7418</b>	---
YFM250 Big Bear	07-09	KN-143	<b>19-7418</b>	---
YFM250 Bruin	05-06	KN-143	<b>19-7418</b>	---
YFM350ER Moto-4	87-90	KN-142	<b>19-7516</b>	---
YFM350ER Moto-4	92-95	KN-142	<b>19-7516</b>	---
YFM350F Big Bear	87-98	KN-142	<b>19-7516</b>	---
YFM350F Big Bear/4WD	1999	KN-142	<b>19-7516</b>	---
YFM350 Bruin	04-06	KN-142	<b>19-7516</b>	---
YFM350 Grizzly (all)	07-11	KN-204	<b>19-7515</b>	<b>19-7315</b>



<b>YAMAHA ATV / UTV</b>				
Application	Year	K&N P/N	BLACK	CHROME
YFM350F Wolverine	94-05	KN-142	<b>19-7516</b>	---
YFM350X Wolverine	06-09	KN-204	<b>19-7515</b>	<b>19-7315</b>
YFM350F	99-00	KN-142	<b>19-7516</b>	---
YFM350U	96-99	KN-142	<b>19-7516</b>	---
YFM350R Raptor	05-12	KN-142	<b>19-7516</b>	---
YFM350X Warrior	87-04	KN-142	<b>19-7516</b>	---
YFP350U Terrapro	1988	KN-142	<b>19-7516</b>	---
YFM400 Big Bear (all)	93-12	KN-142	<b>19-7516</b>	---
YFM400 Grizzly (all)	07-08	KN-204	<b>19-7515</b>	<b>19-7315</b>
YFM400F Kodiak	93-99	KN-142	<b>19-7516</b>	---
YFM400 Kodiak	00-06	KN-303	<b>19-7507</b>	<b>19-7411</b>
YFM450 Grizzly (all)	07-12	KN-204	<b>19-7515</b>	<b>19-7315</b>
YFM450FX Wolverine (all)	2006	KN-303	<b>19-7507</b>	<b>19-7411</b>
YFM450FX Wolverine (all)	07-10	KN-204	<b>19-7515</b>	<b>19-7315</b>
YFZ450S/T	04-06	KN-141	<b>19-7403</b>	---
YXR450 Rhino	2006	KN-303	<b>19-7507</b>	<b>19-7411</b>
YXR450 Rhino (all)	07-09	KN-204	<b>19-7515</b>	<b>19-7315</b>
YFM550F Grizzly (all)	09-12	KN-204	<b>19-7515</b>	<b>19-7315</b>
YFM600 Grizzly	98-01	KN-145	<b>19-7410</b>	---
YFM660 Grizzly	02-06	KN-303	<b>19-7507</b>	<b>19-7411</b>
YFM660 Grizzly (all)	07-08	KN-204	<b>19-7515</b>	<b>19-7315</b>
YFM660R Raptor (all)	01-06	KN-147	<b>19-7406</b>	---
YXR660 Rhino (all)	04-06	KN-303	<b>19-7507</b>	<b>19-7411</b>
YXR660 Rhino (all)	2007	KN-204	<b>19-7515</b>	<b>19-7315</b>
YFM700 Grizzly (all)	07-11	KN-204	<b>19-7515</b>	<b>19-7315</b>
YFM700R Raptor	07-12	KN-145	<b>19-7410</b>	---
YXR700 Rhino (all)	08-12	KN-204	<b>19-7515</b>	<b>19-7315</b>

**Toll Free: 800-727-6767**  
**Fax: 1-408-727-4842**

### **ADJUSTABLE OIL FILTER WRENCH 64-79mm**



Removes spin-on type oil filters from 2-1/2" to 3-1/8". Steel jaws grip oil filter without slipping. Works with any 3/8" ratchet drive.

**35-9815**

**35-9815** Adjustable Oil Filter Wrench 64-79mm

---

### **GL1500 WRENCH**



This oil filter wrench is perfect for Honda GL1500 and ST1100 applications with limited access to the oil filter. Fits 2-1/2" oil filters.

**35-8494**

**35-8494** Oil Filter Wrench

SHOP EQUIP & TOOLS

HARD PARTS

CARB & FUEL

IGNITION/ELECTRICAL

CONTROL

SUSPENSION

ACCESSORIES

SHOP EQUIP & TOOLS

HARD PARTS



### YAMAHA Dual Sport/Offroad

Application	Year	K&N P/N	BLACK	CHROME
TW125 Trailway	99-04	KN-143	19-7418	---
XT125 Dual Sport	82-96	KN-143	19-7418	---
WR125R/X	09-11	KN-141	19-7403	---
BW200N/S	85-86	KN-143	19-7418	---
BW200ES/ET/EU	86-88	KN-143	19-7418	---
TW200/T / Trailway	87-11	KN-143	19-7418	---
XT200 Dual Sport	82-83	KN-143	19-7418	---
TT225S/T	86-87	KN-143	19-7418	---
TT-R225L	99-01	KN-143	19-7418	---
TT-R225P	02-04	KN-143	19-7418	---
XT225/T	83-84	KN-143	19-7418	---
XT225D Serrow	92-00	KN-143	19-7418	---
XT225	01-07	KN-143	19-7418	---
TT-R230	05-12	KN-143	19-7418	---
TT250G/H/J	80-82	KN-145	19-7410	---
TTR250 Offroad	99-06	KN-142	19-7516	---
WR250FN/FP Offroad	01-02	KN-142	19-7516	---
WR250F/X	03-08	KN-141	19-7403	---
XT250 Dual Sport	80-83	KN-145	19-7410	---
XT250L/LC Dual Sport	1984	KN-143	19-7418	---
XT250/X	06,08	KN-141	19-7403	---
YZ250FN/FP Offroad	01-02	KN-142	19-7516	---
YZ250/F	03-08	KN-141	19-7403	---
BW350T/U	87-88	KN-143	19-7418	---
TT350S/T Offroad	86-87	KN-143	19-7418	---
XT350Dual Sport	85-01	KN-143	19-7418	---
WR400F Offroad	98-02	KN-142	19-7516	---
YZ400FK/FL Offroad	98-99	KN-142	19-7516	---
WR426FN/FP Offroad	01-02	KN-142	19-7516	---
YZ426F Offroad	00-02	KN-142	19-7516	---
WR450F	03-08	KN-141	19-7403	---
YZ450FR/FS	03-08	KN-141	19-7403	---
TT500 Offroad	76-81	KN-145	19-7410	---
XT500 Dual Sport	76-81	KN-145	19-7410	---
XT550 Dual Sport	82-83	KN-145	19-7410	---
TT600 Offroad	83-86	KN-145	19-7410	---
TT600/E/R Offroad	97-00	KN-143	19-7418	---
XT600 Dual Sport	84-02	KN-145	19-7410	---
XT660 Dual Sport (all)	04-12	KN-145	19-7410	---

### YAMAHA Personal Watercraft

FX1000 WaveRunner	05-06	KN-303	19-7507	19-7411
SRT1000 WaveRunner	03-06	KN-303	19-7507	19-7411
FX1100 WaveRunner	04-06	KN-303	19-7507	19-7411
FX1100 WaveRunner	2008	KN-204	19-7515	19-7315
SXT1100 WaveRunner	2007	KN-303	19-7507	19-7411
SXT1100 WaveRunner	08-09	KN-204	19-7515	19-7315
VX1100 WaveRunner	05-06	KN-303	19-7507	19-7411
VX1100 WaveRunner	08-09	KN-204	19-7515	19-7315

CARB & FUEL

IGNITION/ELECTRICAL

CONTROL

SUSPENSION

ACCESSORIES

35-2258



35-2259



35-2487



### RED LINE MOTORCYCLE, RACE, & STREET OILS

These Motorcycle specific oils feature extra phosphorus and zinc for increased antiwear properties, with a modified additive package that gives even greater wet-clutch operation than before. Sold each.

- 35-2258 Motorcycle 10W40, qt    35-2259 Motorcycle 20W50, qt  
 35-2487 HD (V-Twin) Synthetic Motorcycle 20W60, qt



35-2119



35-2079



35-2000



35-2003

Street Oils offer high degrees of protection and cleanliness across a wide range of conditions and temperatures. Sold each.

- 35-2119 Street 5W30, qt    35-2079 Street 15W50, qt  
 35-2000 Street 10W40, qt    35-2003 Street 20W50, qt



35-2134



35-2021



35-2005

Race Oil provides the best high-temperature lubrication and has a higher film strength than any petroleum or synthetic product. Not recommended for Street use. Sold each.

- 35-2134 Race SAE30W, qt    35-2021 Race SAE50W, qt  
 35-2005 Race SAE40W, qt



35-1962



35-8622



35-1809

### RED LINE SHOCK PROOF GEAR OIL

Unique GL-5 gear oil contains a unique solid dispersion which cushions gear teeth to help prevent tooth breakage, allowing the use of lower viscosities. Race and dyno-proven to reduce friction and wear. Recommended for heavily-loaded racing transmissions. (motocross, road racing & kart racing)

- 35-1962 Super Light Weight    35-8622 Heavy Weight  
 35-1809 Light Weight

## METRIC COPPER WASHERS

Designed to replace the O.E. reference numbers listed. These hard to find sizes of Fork Damper Bolt and Drain Plug Washers are now available in convenient 10 packs.



### 15-8300 Complete Kit

(replacements sold in pk/10)

Kit contains 80 pieces, 10 pieces each from applications listed.

15-8301	Honda	90463-ML7-000	6.5x11.0x1.0mm
15-8302	Honda	90544-286-000	8.2x13.0x1.0mm
15-8303	Yamaha	90201-08087-00	8.2x15.0x1.6mm
	Yamaha	90430-08119-00	8.2x15.0x1.6mm
15-8304	Yamaha	509-23158-L0-00	10.3x15.0x1.6mm
15-8305	Kawasaki	92022-1005	10.7x22.0x1.6mm
15-8306	Kawasaki	11009-1127	12.3x17.5x1.6mm
15-8307	Yamaha	90430-12213-00	12.5x19.0x1.6mm
15-8308	Yamaha	4V4-23158-L0-00	14.3x21.0x1.6mm


## MOTION PRO OIL FILTER MAGNET

Motion Pro has a simple solution to help keep your oil cleaner, which helps protect your engine and reduce wear. The Motion Pro Oil Filter Magnet traps the most harmful 5 to 20 micron particles before they enter the filter and prevents them from entering your engine, even if your oil filter is in full bypass mode. The Oil Filter Magnet can be reused up to five times, just wipe it off and reinstall it in the new filter during regular oil changes. Sold each.

**19-8839** Motion Pro Oil Filter Magnet  
Fits 1" hole

**19-8841** Motion Pro Oil Filter Magnet  
Fits 18/20/22mm and 3/4 & 13/16 hole

## OIL DRAIN PLUG BOLTS



These oil drain plug bolts come with magnetic insert and washer. Head of bolt is pre-drilled for adding safety wire. ATV and offroad applications. Available in the following sizes:

**K&L P/N**   **OEM Reference**   **Dimensions/Size**   **Head Size**

### HONDA

**15-4119**   90015-KA3-711   12mm x 1.5mm   14mm

### KAWASAKI

**15-4120**   92066-1437   10mm x 1.5mm   14mm

### SUZUKI

**15-4114**   01500-12163   12mm x 1.25mm   14mm

**15-4113**   09248-10007   14mm x 1.25mm   14mm

### YAMAHA

**15-4119**   90340-12059-00   12mm x 1.5mm   14mm

**15-4125**   90340-14132-00   14mm x 1.5mm   14mm



## ALUMINUM OIL DRAIN PLUG WASHER ASSORTMENT

Kit contains 75 pieces, 25 pieces each from applications listed. **Made In U.S.A.**

<b>15-8484</b>	Complete Kit-75 pieces. Replacements sold in pk/25.
<b>15-8480</b>	Honda 12mm   94109-12000   12.5 x 20 x 2.0mm
<b>15-8481</b>	Honda 14mm   94109-14000   14.5 x 22.5 x 2.0mm
<b>15-8482</b>	Kawasaki 12mm   92065-097   12.5 x 22.5 x 2.0mm

### \*Smaller Sizes Now Available

*Not included in kit		Sold in pack/10
<b>15-8487</b>	Honda 8mm   90474-333-000	8.3x15.7x 2.0mm
	Honda 8mm   90471-580-000	
Oil Drain Bolt - CRF250/450, TRX450R/ER		
Final Drive Drain Bolt - CB, CX, GL, ST, TRX, VF, XL, XR models		
<b>15-8488</b>	Kawasaki 8mm   92022-1086	8.3x16x 1.2mm
	Suzuki 8mm   09168-08029	
Final Drive Drain Bolt - KZ/ VN/ ZG models.		
Valve Cover Oil Bolt - GSX/ GSXR		
<b>15-8489</b>	Suzuki 6mm   09168-06004	6.3x11x 1.2mm
	Yamaha 6mm   90430-06016-00	
Oil Level Inspection Bolt, Water Pump Drain Bolt		
Oil Level Inspection Bolt - YZ, XV 16/17/19		



## OIL FILTER BOLTS

Oil filter bolts sold each.



### HONDA

**19-1385**   15420-300-020   89mm overall length   17mm head  
Fits Honda Oil Filter 15410-426-010

**19-1371**   15420-MA6-000   80mm overall length   17mm head  
Fits Honda Oil Filter 154A1-413-005

**19-1387**   15420-333-000   119mm overall length   17mm head  
Applications: CB350F 75-76 / CB650S-SC 79-82 / CB750F 77-78

### KAWASAKI

**19-1385**   16126-1108   89mm overall length   17mm head  
Fits Kawasaki Oil Filters 16099-002 & 16099-003

### YAMAHA

**19-6065**   1L9-13340-01-00   83mm overall length   17mm head  
Fits Yamaha Oil Filters 1L9-13441-11-00 and 36Y-13441-00-00

**19-1386**   1J7-13340-00-00   72mm overall length   12mm head  
Applications: XS750 77-79 / XS850 80-81 / XS1100 79-82 / VMX12 V-MAX 85-92 / XVZ12/13 VENTURE 86-93.

SHOP EQUIP & TOOLS

HARD PARTS

CARB & FUEL

IGNITION/ELECTRICAL

CONTROL

SUSPENSION

ACCESSORIES

# K&N CLAMP-ON AIR FILTERS

## K&N CUSTOM CLAMP ON FILTER SETS

<b>HONDA</b>			
Application	Year	K&L P/N	K&N Ref.
CB750C Custom	80-82	19-6258	RC-0984
CB750F Super Sport	79-82	19-6258	RC-0984
CB750K	79-82	19-6258	RC-0984
CB750L LTD	1979	19-6258	RC-0984
CB750SC Nighthawk	82-83	19-6258	RC-0984
CB900C Custom	80-82	19-6258	RC-0984
CB900F Super Sport	81-82	19-6258	RC-0984
CB1000C Custom	1983	19-6258	RC-0984
CB1100F Super Sport	1983	19-6258	RC-0984

<b>KAWASAKI</b>			
Application	Year	K&L P/N	K&N Ref.
KZ750E1/E2/E3	80-82	19-6258	RC-0984
KZ750FI LTD	1983	19-6258	RC-0984
KZ750H1/H2/H3/H4 Ltd	80-83	19-6258	RC-0984
KZ750L3	1983	19-6258	RC-0984
KZ750N1/N2 Spectre	82-83	19-6258	RC-0984
KZ750R1 GPz	1982	19-6258	RC-0984
ZX750A1/A2/A3 GPz	83-85	19-6258	RC-0984
Z1/A/B-900	73-75	19-6269	RC-2454
KZ900A4/A5	76-77	19-6269	RC-2454
KZ900B1 Ltd	1976	19-6269	RC-2454
KZ1000A1/A2	77-78	19-6269	RC-2454
KZ1000A3/A4 Mkii	79-80	19-6269	RC-2454
KZ1000B1/B2/B3/B4 Ltd	77-80	19-6269	RC-2454
KZ1000C1~C4 Police	78-81	19-6269	RC-2454
KZ1000D, D3 Z1R	78/80	19-6269	RC-2454
KZ1000E1/E2 Shaft ST	79-80	19-6269	RC-2454
KZ1000J1/J2/J3	81-83	19-6258	RC-0984
KZ1000K1/K2 Ltd	81-82	19-6258	RC-0984
KZ1000M1/M2 CSR	81-82	19-6258	RC-0984
KZ1000P1~P24 Police	82-05	19-6258	RC-0984
KZ1000R1/R2 Replica	82-83	19-6258	RC-0984
ZL1000A1 Eliminator	1987	19-6258	RC-0984
GPZ1100	83-84	19-6269	RC-2454
KZ1100A1/A2/A3 Shaft	81-83	19-6258	RC-0984
KZ1100B1/B2 GPz	81-82	19-6258	RC-0984
KZ1100D1/D2 Spectre	82-83	19-6258	RC-0984
KZ1100L1 LTD	1983	19-6258	RC-0984
ZN1100B1/B2 LTD Shaft	84-85	19-6258	RC-0984
ZX1100A1/A2 GPz	83-84	19-6269	RC-2454

<b>SUZUKI</b>			
Application	Year	K&L P/N	K&N Ref.
GSX600F Katana	90-03	19-3170	RU-2922
GS700E	1985	19-6258	RC-0984
GS700	85-86	19-6258	RC-0984
GS750S, E, ES	1983	19-6258	RC-0984
GS750	77-79	19-6269	RC-2454
GS750	80-85	19-6258	RC-0984
GSXR750	88-92	19-3170	RU-2922
GSX750F Katana	89-02	19-3170	RU-2922
GS850G	79-83	19-6258	RC-0984
GS850GL	80-83	19-6258	RC-0984
GS1000	78-79	19-6269	RC-2454
GS1000L,S	1979	19-6269	RC-2454
GS1000E	78-80	19-6269	RC-2454
GS1000S	1980	19-6258	RC-0984
GS1100 L,S,E,G,GK	80-84	19-6258	RC-0984
GSXR1100	89-92	19-3170	RU-2922
GSXR1100W	1993	19-3170	RU-2922
GS1150E	83-86	19-6258	RC-0984
GSF1200 Bandit S	96-00	19-3170	RU-2922



Clamp-On



19-3170



19-3181



19-7840



19-6258

SHOP EQUIP & TOOLS

HARD PARTS

CARB & FUEL

IGNITION/ELECTRICAL

CONTROL

SUSPENSION

ACCESSORIES

## K&N CUSTOM CLAMP ON FILTER SETS

K&N	K&L	Filter Style	Flange Angle	Flange I.D.	Length (base/cap)	Qty sold
RC-2454	19-6269	oval	offset	44mm	70mm	pk/4
RC-0984	19-6258	oval	offset	54mm	70mm	pk/4
RC-3510	19-3181	oval	dual	54mm	76mm	each
RU-2922	19-3170	oval	dual	60mm	76mm	pk/2
RU-2750	19-7840	oval	offset	54mm	127mm	each
RU-0981	19-7579	oval	offset	54mm	70mm	each

## YAMAHA

Application	Year	K&L P/N	K&N Ref.
FZR750R Owo1	87-88	19-3170	RU-2922
XS1100	78-83	19-6258	RC-0984
XJR1200	95-01	19-6258	RC-0984
FJ1200	86-93	19-3181	RC-3510
XJR1300	95-05	19-6258	RC-0984

## ReCharger Kit for K&N Air Filters

A six-step maintenance system designed to recharge any K&N Filtercharger® Air Filter. Restores air flow efficiency so your Filtercharger™ performs like new!

**Includes: 6.5 oz. Spray Oil, 12 oz. Filter Cleaner and Service Decal.**

19-7281 ReCharger Kit for K&N Air Filters



## K&N AIR FILTER CLEANER & DEGREASER

Formulated to clean K&N air cleaners and air filter elements. Works to dissolve dirt buildup and can be washed away with water. It is biodegradable and safe on paint, chrome, aluminum, plastic, rubber and vinyl when used as directed. Complete instructions on bottle.

35-3257 32 fl. oz. (squirt bottle) 35-3258 one gal. Bottle

## K&N AIR FILTER OIL

K&N air filter oil has been specially formulated to work in conjunction with the cotton fabric in K&N air filter elements to provide superior air filtration. When used as directed, it quickly penetrates the filter pleats, where it remains suspended in the cotton fabric.

35-3209 6 oz. aerosol can-red 35-3212 12 oz. aerosol can-red

Toll Free: 800-727-6767

www.klsupply.com





SHOP EQUIP & TOOLS

HARD PARTS

CARB & FUEL

IGNITION/ELECTRICAL

CONTROL

SUSPENSION

ACCESSORIES

## EMGO UNIVERSAL CLAMP-ON AIR FILTERS

Tapered with chrome end cap. Sold each.

### HONDA

- 19-0231** 12-55728 28mm  
CB50J, MB5, SS50
- 19-0241** 12-55735 35mm  
CB100N, CB125TD, CB400F, MBX/MTX50/80
- 19-0246** 12-55748 48mm  
CB250N/RS, CB400N, CBX550
- 19-0237** 12-55752 52mm  
CB400T1/TII (78-79), CB400T (1980)
- 19-0243** 12-55754 54mm  
CB550SC (1983), CB750C/F/K (79-82)  
CB900C (80-82), CB900F (81-82)  
CB1000C (1983), CBX (79-82), CB1100F (1983)
- 19-0236** 12-55742 42mm  
CB650 (79-80)
- 19-0235** 12-55739 39mm  
CB750K (69-76)

### KAWASAKI

- 19-0231** 12-55728 28mm  
AE/AR50
- 19-0241** 12-55735 35mm  
AE80 81-83, AR80, KH250
- 19-0246** 12-55748 48mm  
KZ250A/B, GPz305/400
- 19-0237** 12-55752 52mm  
KZ250 (80-81), KZ400 (74-77)
- 19-0236** 12-55742 42mm  
KH400 2-stroke (76-78), KZ440 (80-83), KZ900A (76-77)  
Z1/A/B-900 (73-75) KZ1000 (77-80)
- 19-0235** 12-55739 39mm  
KZ550A/C/D (80-81), KZ650B/C (77-79)
- 19-0243** 12-55754 54mm  
KZ750R1 GPZ (1982) ZX750A GPZ (83-85), KZ1000J1/J2/J3 (81-83)  
KZ1000K1/K2-LTD (81-82), KZ1000M1/M2-CSR (81-82)  
KZ1000P1-P4-Police (82-85),  
KZ1000R1/R2-Eddie Lawson Replica, (82-83), KZ1100 (81-85),  
KZ1100A1/A2/A3-Shaft (81-83), KZ1100A1/A2/A3-Shaft (81-83),  
KZ1100D1/D2-Spectre (82-83), KZ1100L1-LTD (82-83)

### UNIVERSAL

- 19-0248** 12-55780 45mm with Chrome half cover
- 19-0232** 12-55746 46mm
- 19-3231** 12-55760 60mm

### SUZUKI

- 19-0231** 12-55728 28mm  
GT50, OR50, TS50R
- 19-0241** 12-55735 35mm  
GT125/1 85/200XS
- 19-0246** 12-55748 48mm  
GS250T/E, GS400/450, GSX250, GSX400ET/EX/EZ
- 19-0236** 12-55742 42mm  
GT380/GT550, GS750/1000 (77-79)
- 19-0237** 12-55752 52mm  
GS400 (77-78), GS425N/EN/LN (1979), GT750
- 19-0235** 12-55739 39mm  
GS550B/C/N (77-79), GS550EC/EN/LN (78-79)
- 19-0243** 12-55754 54mm  
GS550 (80-82), GS650 (80-83), GS700E (1985), GS750E (80-82)  
GS750L (80-81), GS750SD (1983), GS750T (82-83), GS850G (80-83),  
GS1000 (80-82), GS1100 (80-83), GS1150 (83-86)

### YAMAHA

- 19-0231** 12-55728 28mm  
DT50 ENDURO/M/MX
- 19-0241** 12-55735 35mm  
DT80MX 81-83, RD80/LC 82, RD125/200 75-81
- 19-0246** 12-55748 48mm  
DT250/MX, 76-78, XS250/SE 78-81, XJ400, XS400 78-82, XT500 76-80
- 19-0236** 12-55742 42mm  
RD250/RD350 (73-75), RD400 (76-78)
- 19-0243** 12-55754 54mm  
FJ600 (84-85), FJ1100 (84-85), XS1100 (80-81), FJ1200

## EMGO STOCK TYPE AIR FILTERS

Made to meet or exceed OEM specifications. Fits stock OEM airbox.

### HONDA

Application	Year	K&L P/N
VT600C Shadow VLX	88-98	19-0320

### KAWASAKI

KZ1000	81-05	19-0234
KZ1100	81-83	19-0234



**Toll Free: 800-727-6767**

**www.klsupply.com**

## K&L FUEL PETCOCKS

Stock replacement Fuel Petcocks.

Made in Japan. Sold Each.

### HONDA - Street



18-4150

18-4150	16950-292-000 (Early CB/CL-250~450)
CB350	68-73
CL350	68-73
SL350	70-72
CB360	74-76
CL360	74-75
CL450	67-74
CB450	65-74



18-4129

18-4129	16950-300-020
CB750K	69-74



18-4133


18-4133	16950-MAL-603
CBR600F3	95-98
CBR600SJR	1996
CBR600SE	1998



18-4161

18-4161	16950-MZ0-033
GL1500C/CD/CT Valkyrie	97-03

### KAWASAKI ATV



18-4993

18-4993	51023-S006
KSF80A1/A2/A3 KFX80	03-05

### SUZUKI Street



18-4359

18-4359	44300-45471, 44300-45470, 44300-00A70
GS450TZ/TXZ /ED	81-83
GS750EX/EZ/ED/ESD/TZ/TD	80-83
GS1100EX	80-81
GS1150E, All	84-86

### SUZUKI Street



18-4357

18-4357	44300-47270
GS550LT	1980
GS750ET	80-81
GS750LT	80-81
GS850GLT	80-81
GS1000ET	80-81
GS1000GLT	80-81
GS1000ST	1980
GS1100ET/LT	80-81



18-4367

18-4367	44300-28A02, 44300-28A01, 44300-28A00 (Tap lever included)
GSX-R750G/H	86-87
GSX-R750RG Limited Edition	1986
GSX-R1100G/H/J	86-88



18-4134



18-4135

18-4134	44300-01D21 (Secondary)
GS500E	89-00

18-4135	44300-01D10 (Primary)
GS500E	89-02
GS500F	04-09

18-4140	44300-19C00
GSX600 Katana	88-89

18-4141	44300-20C00
GSX600F Katana	90-97
GSX750F Katana	89-97

18-4151	44300-08F00
GSX600F Katana	98-06
GSX750F Katana	98-06


18-4132	44300-28B00
LS650 Savage	86-87
LS650 Savage	95-04
LS650 S40	05-13

### SUZUKI Street

18-4156	44300-48B11
GSX1100FJ/FP Katana	88-93

18-4172	44300-38A72
VS700GL Intruder	86-87
VS750GL Intruder	88-91
VS800GL Intruder	92-09

18-4177	44300-38B02
VS1400GL Intruder	87-09



18-4358

18-4358	44300-45372, 44300-45371, 44300-45370, 44300-34471, 44300-34470
---------	---

GS300LZ/LD	82-83
GS300LF	1985
GS450GAZ/GAD Automatic	82-85
GS450LD	1983
GS450LF/LG/LH/LJ	85-88
GS450TX	1981
GS450TXD	1983
GS550LX/LZ	81-82
GS550MZ Katana	1982
GS550TX	1981
GR650D/XD Tempter	1983
GS650EZ	1982
GS650GLX/GLZ/GLD	81-83
GS650GZ/GD	82-83
GS650MD Katana	1983
GS700EF/ESF (not for Calif)	1985
GS750LX	1981
GS750SD Katana	1983
GS850GZ/GD	82-83
GS850GLX/GLZ/GLD	81-83
GS1000GLX	1981
GS1000SZ Katana	1982
GS1100GZ/GLZ/GKZ	82-84
GS1100SD Katana	1983

### SUZUKI ATV



18-4993

18-4993	44300-40B00
LT80H-K5 Quad Runner	87-06



18-4998

18-4998	44300-04450
ALT50D/E Quad Runner	83-84
LT50E/F/G/H/J Quad Runner	84-87
JR50RD	1983

SHOP EQUIP & TOOLS

HARD PARTS

CARB & FUEL

IGNITION/ELECTRICAL

CONTROL

SUSPENSION


ACCESSORIES

## YAMAHA - Street



18-4174


18-4174	26H-24500-00-00	
FZX700S/SC/T/TC		86-87
FZ750N/S/SC		85-86
FZ750U/UC		1988
FZR1000		90-95
FJ1200		89-93
XVZ12TK Venture, Venture Royal		1983



18-4175

18-4175	447-24510-02-00 RH side only	
TX500/A		73-74
XS500B/C/D		75-77
XS1/XS1B/XS2-650		70-72
TX650/A		73-74
XS650B/C/D		75-77
TX750/A		73-74

## YAMAHA - Dual Sport/Offroad



18-4171

18-4171	498-24500-01-00, 438-24500-01-00, 214-24500-02-00	
DT100A/B		74-75
AT1B/AT1MB125		69-70
AT1C/AT1MX-125		1971
AT2 Enduro, AT2MX-125		72-73
DT125A/B Enduro		74-75
CT1/CT1B/CT1C/CT2/CT3-175 Enduro		69-73
DT175A/B		74-75
IT1750D/E		77-78
DT1 Enduro		68-71
DT2/DT3-250		72-76
DT250A/B/C Enduro		72-76
IT250D/E		77-78
DT360A Enduro		1974
RT1 360 Enduro, Offroad		70-73
DT/IT 400B/C		75-78
XT500 Dual Sport		76-81

## YAMAHA - Dual Sport/Offroad



18-4170

18-4170	367-24500-04-00	
JT1/JT2MX-60 Offroad		71-72
JT1/JT2-60 Mini Enduro		71-72
DT80H/J/K Dual Sport		81-83
GT1-80 Dual Sport		1973
GT80A/B/C Dual Sport		74-76
GT80E/F/G Dual Sport		78-80
GTMX/GTMXA/GTMXB/GTMXC-80		73-76
GTMXD/GTMXE/GTMXF-80		77-79
MX80G/H/J		81-83
YZ80D/E/F		77-79
DT100D/E/F/G/H/J/K		77-83
MX100F/G/H/J/K		79-83



18-4173

18-4173	2K5-24500-00-00	
YZ80G/H/J/K/L/N		80-85
YZ100E/F/G/H/J/K		78-83
YZ125E/F/G/H/J/K/L/N		78-85
YZ250D/E/F/G/H/J/K/L/N		77-85
YZ400D/E/F		77-79
YZ465G/H		80-81
YZ490J/K/L/N		82-85

## YAMAHA YZ Petcock



18-4152

18-4152	3JD-24500-10-00	
YZ125 (all) (2-stroke)		89-11
YZ250 (all) (2-stroke)		89-11

## YAMAHA YZ Petcock



18-4149

18-4149	4DP-24500-01-00	
YZ80 (all) (2-stroke)		97-01
YZ85 (all) (2-stroke)		02-10
YZ250F (all) (4-stroke)		01-11
YZ400F (all) (4-stroke)		98-99
YZ426F (all) (4-stroke)		00-02
YZ450F (all) (4-stroke)		03-05

## MOTION PRO INLINE FUEL VALVES

Ideal for ATV's and other vehicles where inline fuel control is needed. Check fuel line size and engine size before ordering. Not recommended for engines above rated size.

35-8468	3/16" I.D. Fuel Valve, up to 200cc
35-8476	1/4" I.D. Fuel Valve, up to 300cc
35-8495	5/16" I.D. Fuel Valve, up to 300cc



35-8495




35-8476



35-8468

## PINGEL® POWER-FLO FUEL VALVES



18-7201

18-7167

These top quality fuel valves feature an aluminum body only 1.25" tall. Their compact design and stainless steel components make a rugged replacement for those stock vacuum type fuel petcocks. Another advantage lies in their patented, full flow valves which offer better flow for racing applications. Available in satin & polished finish.

**18-7167** 3/8" threaded body, with single 5/16" hose outlet with reserve function.

**18-7137** Polished version of 18-7167

**18-7201** 3/8" threaded body, with dual 5/16" hose outlets with reserve function.

**18-7138** Polished version of 18-7201

## PINGEL® ADAPTER PLATES & NUTS



18-7216

18-5703

18-7206

18-7225

18-7226

Gas tanks requiring plates can use these to install the Pingel® gas valves. Just measure the distance between the two mounting holes of the gas tank you want to install the Pingel® gas valve on and order the matching adapter plate. Nuts allow you to fit Pingel® gas valves onto gas tanks with threaded bungs.

18-7202

## PLATES

18-7206	3/8" NPT, 34mm center to center chrome adapter plate
18-7216	3/8" NPT, 44mm center to center chrome adapter plate
18-7225	3/8" NPT, 46mm center to center chrome adapter plate
18-7226	3/8" NPT, 50mm center to center chrome adapter plate
18-5703	3/8" NPT, 44mm center to center chrome angled adapter plate (for large carburetor clearance)

## NUTS

18-7202	Adapts 7/8" or 22mm male tank bung to 3/8" NPT. (Stock H-D, 1975 and up)
18-7204	Adapts 15/16" or 24mm bung to 3/8" NPT.

# FUEL PETCOCK REPAIR KITS

SHOP EQUIP & TOOLS



18-4356

## K&L FUEL PETCOCK REPAIR KITS

Kit contains all necessary O-rings and diaphragms to rebuild one fuel petcock. **Made in Japan.** **Note:** Does not include plastic diaphragm spacer block. Sold in kits. Kawasaki & Yamaha applications with an asterisk \* may require longer bolts.

HARD PARTS

HONDA STREET Application	Year	Petcock Repair Kit	Diaphragm Only
VTR250 Interceptor	88-90	18-2701	—
CB450SC Nighthawk	85-86	18-2701	—
CMX450C Rebel	86-87	18-2701	—
CX500C Custom	81-82	18-2701	—
CX500D Deluxe	81-82	18-2701	—
FT500 Ascot	82-83	18-2701	—
GL500I Silverwing Interstate	81-82	18-2701	—
VT500C Shadow	83-86	18-2701	—
VT500FT Ascot	1984	18-2701	—
CB550SC Nighthawk	1983	18-2701	—
VT600C/CD/CD2 Shadow	99-05	18-5012	—
XL600V Transalp	89-90	18-2701	—
CB650SC Nighthawk	83-85	18-2701	—
CX650C Custom	1983	18-2701	—
GL650I Silverwing Interstate	1983	18-2701	—
CB700SC Nighthawk	84-86	18-2701	—
VF700S Sabre	84-85	18-2701	—
CB750 Nighthawk 750	91-93	18-5245	—
CB750 Nighthawk 750	95-04	18-5245	—
CB750FH	97-99, 01	18-5245	—
PC800 Pacific Coast	89-98	18-5255	—
CBR1000F Hurricane	90-91	18-5254	—
CBR1000F Hurricane	93-96	18-5254	—
VTR1000F Superhawk	97-05	18-5015	—
CBR1100XX Blackbird	97-98	18-5015	—
ST1100	91-02	18-4356	—
ST1100A (ABS)	92-02	18-4356	—
ST1100P Police	2003	18-4356	—
GL1500 Goldwing (ALL)	88-00	18-4356	—
GL1500C/CD Valkyrie	97-03	18-5018	—
GL1500CF Valkyrie Interstate	97-04	18-5018	—
GL1500CT Valkyrie Tourer	97-00	18-5018	—

CARB & FUEL

IGNITION/ELECTRICAL

CONTROL

SUSPENSION

ACCESSORIES

KAWASAKI STREET Application	Year	Petcock Repair Kit	Diaphragm Only
EX250E1/E2 Ninja 250R	86-87	18-2723	18-6635
EX250F Ninja 250R	88-07	18-2702	18-6638
EX250J Ninja 250R	08-12	18-2763	18-6639
KH250A5 (two stroke triple)	1976	18-2712	—
KZ250L1 CSR	1982	18-2706	—
KZ250W1 LTD	1983	18-2706	—
S1A/B/C-250 (two stroke triple)	73-75	18-2712	—
EX305B1 GPz	1983	18-2706	—
KZ305A1/A2 CSR	81-82	18-2706	—
KZ305B LTD Belt (manual, US)	87-88	18-2706	—
KZ305B LTD Belt (vacuum, Calif.)	87-88	18-2723	18-6635
KZ305B1 LTD	81-82	18-2706	—

KAWASAKI STREET Application	Year	Petcock Repair Kit	Diaphragm Only
S2/A-350 (two stroke triple)	72-73	18-2712	—
KH400A3/A4 (two stroke triple)	76-77	18-2712	—
S3/A-400 (two stroke triple)	74-75	18-2712	—
KZ440A1/A2/A3/A4 LTD	80-83	18-2698	18-6634
KZ440B1/B2	80-81	18-2698	18-6634
KZ440D1/D2/D3/D4/D5 LTD Belt	80-84	18-2698	18-6634
EN450A1 LTD 454	85-90	18-2723	18-6635
EN500 Vulcan500	96-09	18-2763	18-6639
EN500A1~A7 Vulcan 500	90-96	18-2723	18-6635
EX500 Ninja 500	87-09	18-2723	18-6635
KZ550A1/A2/A3/A4	80-83	18-2698	18-6634
KZ550C1/C2/C3/C4 LTD	80-83	18-2698	18-6634
KZ550D1 GPz	1981	18-2698	18-6634
KZ550F1/F2 Spectre & LTD	83-84	18-2723	18-6635
KZ550H1/H2 GPz	82-83	18-2723	18-6635
ZR550B1/B2	90-91	18-2763	18-6639
ZX550A1/A2 GPz	84-85	18-2723	18-6635
KL600/KLR600	84-86	18-2706	—
ZL600A1/A2 Eliminator	86-87	18-2698	18-6634
ZL600B2/B3 Eliminator 600	96-97	18-2698	18-6634
ZX600 Ninja 600R/RX	85-87	18-2723	18-6635
ZX600 Ninja ZX-6R	98-01	18-5032	—
ZX600C1~C10 Ninja 600R	88-97	—	18-6635
ZX600D1/D2/D3/D4 Ninja ZX-6	90-93	18-2734	18-6638
ZX600E ZZR600	03-04	18-2728	—
ZX600E1~E10 Ninja ZX-6	93-02	18-2728	—
ZX600F1/F2/F3 Ninja ZX-6R	95-97	18-2728	—
ZX600J Ninja ZX6R	00-02	18-5032	—
ZX600J ZZR600	05-08	18-5032	—
KL650 KLR650	87-11	18-2723	18-6635
KL650B3	1979	18-2699	18-6633
KZ650E1/F1	1980	18-2699	18-6633
KZ650H1 CSR	1981	18-2698	18-6634
KZ650H2/H3 CSR	82-83	18-2699	18-6633
KZ700A1	1984	18-2699	18-6633
VN700A1 Vulcan	1985	18-2723	18-6635
ZN700A1/A2 LTD	84-85	18-2723	18-6635
KZ750B1/B2/B3/B4 (2 cylinder)	76-79	18-2712	—
KZ750E1/E2/E3	80-82	18-2699	18-6633
KZ750F1 LTD	1983	18-2723	18-6635
KZ750G1 LTD (2 cylinder)	1980	18-2712	—
KZ750H1/H2/H3/H4 LTD	80-83	18-2699	18-6633
KZ750K1 LTD (2 cylinder)	1983	18-2698	18-6634
KZ750L3	1983	18-2699	18-6633
KZ750M1 CSR (2 cylinder)	1982	18-2698	18-6634
KZ750N1/N2 Spectre	82-83	18-2723	18-6635
KZ750R1 GPz	1982	18-2699	18-6633
VN750A2-A21,A6F Vulcan	86-06	18-2723	18-6635
ZR750C1/C2/C3	91-93	18-2763	18-6639
ZR750H1-H5 ZR7S	01-05	18-2763	18-6639
ZR750H2 ZR-7	2000	18-2763	18-6639
ZX750A1/A2/A3 GPz	83-85	18-2699	18-6633
ZX750F1/F2/F3/F4 Ninja 750R	87-90	18-2734	18-6638
ZX750H2 Ninja ZX-7	1990	18-2728	—
ZX750Ninja ZX-7 / ZX-7R	91-95	18-2728	—
VN800A/B Vulcan, Vulcan Classic	95-05	18-5023	—
VN800C Drifter	99-06	18-5023	—
KZ900A4/A5	76-77	18-2712	—
KZ900B1 LTD	1976	18-2712	—
Z1/A/B-900	73-75	18-2712	—
ZL900A1/A2 Eliminator	85-86	18-2704	18-6633
ZX900 ZX-9R*	98-03	18-5032	—
ZX900A1/A2/A3 Ninja	84-86	18-2699	18-6633
ZX900B1/B2/B3/B4 Ninja ZX-9R	94-97	18-2727	—
KZ1000A1	1977	18-2712	—
KZ1000B1/B2/B3/B4 LTD	77-80	18-2712	—
KZ1000C1 Police (manual petcock)	1978	18-2712	—
KZ1000D1 Z1R	1978	18-2712	—

<b>KAWASAKI STREET Application</b>	<b>Year</b>	<b>Petcock Repair Kit</b>	<b>Diaphragm Only</b>
KZ1000D3 Z1R	1980	18-2712	—
KZ1000E1/E2 Shaft ST	79-80	18-2703	—
KZ1000G1 LTD Classic	1980	18-2712	—
KZ1000J1/J2	81-82	18-2703	—
KZ1000K1/K2 LTD	81-82	18-2699	18-6633
KZ1000M1/M2 CSR	81-82	18-2699	18-6633
KZ1000P1~P24 Police	82-05	18-2699	18-6633
KZ1000R1/R2 Replica	82-83	18-2703	—
ZG1000 Concours	86-06	18-2704	18-6633
ZL1000A1 Eliminator	1987	18-2704	18-6633
ZX1000A1/A2 Ninja 1000R	86-87	18-2704	18-6633
KZ1100A1/A2/A3 Shaft	81-83	18-2703	—
KZ1100D1/D2 Spectre	82-83	18-2699	18-6633
KZ1100L1 LTD	1983	18-2699	18-6633
ZN1100B1/B2 LTD 1100	84-85	18-2699	18-6633
ZR1100 C3/C4 ZRX1100	99-00	18-5023	—
ZR1100A1/A2	92-93	18-2763	18-6639
ZR1100A3/A4 (Canadian model)	94-95	18-2763	18-6639
ZX11000C/D Ninja ZX-11	90-01	18-2728	—
ZX1100A1/A2 GPZ	83-84	18-2712	—
ZX1100E1/E2/E3 GPz	95-97	18-5023	—
ZX1100F1 GPz (ABS)	1996	18-5023	—
ZR1200 ZRX	00-06	18-5023	—
VN1500D/E Vulcan Classic	96-04	18-2727	—
VN1800 A1-A4	95-98	18-5023	—
VN1800 B1-B3	96-03	18-5023	—

YZ125 Petcock shown with rebuild kit



<b>KAWASAKI ATV Application</b>	<b>Year</b>	<b>Petcock Repair Kit</b>	<b>Diaphragm Only</b>
KLF110A1/A2 Mojave*	87-88	18-2709	—
KLF110B1/B2 Mojave*	87-88	18-2709	—
KLT110A1/A2/A3	84-86	18-2706	—
KLT160A1	1985	18-2706	—
KLT185A1/A2	86-87	18-2706	—
KLF220A1~A15 Bayou 220*	88-02	18-2709	—
KLF250A1/A2 Bayou 250*	03-05	18-2709	—
KLF250A Bayou	06-11	18-2709	—
KSF250A1~A17 Mojave 250*	87-03	18-2709	—
KSF250A18 KXF250 Mojave*	04-05	18-2709	—
KXF250A1/A2 Tecate 4	87-88	18-2709	—
KXT250A1/A2 Tecate 3	84-85	18-2709	—
KXT250B1/B2 Tecate 3	86-87	18-2709	—
KEF300A1~A6 Lakota 300	95-00	18-2709	—
KEF300B1/B2/B3 Lakota Sport	01-03	18-2709	—
KLF300A1/A2 Bayou	86-87	18-2706	—
KLF300B1~B17 Bayou 300*	88-05	18-2709	—
KLF300C1~C16 Bayou 300 4x4*	89-05	18-2709	—
KLF400B1~B7 Bayou 400 4x4	93-99	18-2709	—
KVF400A1/A2 Prairie 400 4x4*	97-98	18-2727	—
KVF400C Prairie 400 4x4*	99-02	18-2727	—
KVF400B1/D1~D4 Prairie 400*	98-02	18-2727	—
KVF650A1/A2/B1/B2 Prairie	02-03	18-2727	—

<b>KAWASAKI Dual Sport/Off-Road Application</b>	<b>Year</b>	<b>Petcock Repair Kit</b>	<b>Diaphragm Only</b>
KX65A1/A2/A3/A4/A5/A6	00-05	18-2727	—
KD80N1/N2/N3	88-90	18-2706	—
KX85A1/A2/A3/A4/A5*	01-05	18-2727	—
KX100C1/C2/C3*	98-00	18-2727	—
KX100D1/D2/D3/D4/D5*	01-05	18-2727	—
KLX110	02-12	18-2727	—
KLX110L	10-12	18-2727	—
F11/A/B-250 Enduro	73-75	18-2712	—
KX125	92-02	18-2727	—
KX125M1/M2/M3	03-05	18-5257	—
KDX200C1/C2/C3	86-06	18-2709	—
KDX200E1~E6	89-94	18-2709	—
KDX200H1-H11,H6F	95-06	18-2709	—
KDX220A4~A12	97-05	18-2709	—
KDX250D1/D2/D3/D4	91-94	18-2709	—
KL250D1~D22 KLR250	85-05	18-2706	—
KLX250D2/D3/D4	94-96	18-2727	—
KLX250S/SF	08-10	18-5025	—
KX250J1/J2	92-93	18-2727	—
KX250K1/K2/K3/K4/K5	94-98	18-2727	—
KX250L1/L2/L3/L4	99-02	18-2727	—
KX250M1/M2	03-04	18-5257	—
KX250N1/N2 KX250F	04-05	18-5257	—
KX250R1/R6F/R7F	05-07	18-5257	—
KLX300A2~A10	97-05	18-2727	—
KLX400SR	03-04	18-5038	—
KL600A1/B1/B2 KLR600	84-86	18-2706	—
KL650 KLR650	87-12	18-2723	18-6635
KL650B2 Tengai KLR	1990	18-2723	—
KLX650A1/A2/A3 Offroad	93-95	18-2709	—
KLX650D1 Offroad	1996	18-2709	—

<b>SUZUKI STREET Application</b>	<b>Year</b>	<b>Petcock Repair Kit</b>	<b>Diaphragm Only</b>
GZ250	99-10	18-2763	18-6639
GS300LZ/LD	82-83	18-4344	18-6636
GS300LF	1985	18-4344	18-6636
GS400B/XB/C/XC	77-78	18-4354	18-6637
GS425N/EN/LN	1979	18-4354	18-6637
GS450ED	1983	18-4344	18-6636
GS450GAZ/GAD Automatic	82-83	18-4344	18-6636
GS450GAF Automatic	1985	18-4344	18-6636
GS450LD	1983	18-4344	18-6636
GS450LF/LG/LH/LJ	85-88	18-4344	18-6636
GS450TX/TZ	81-82	18-4344	18-6636
GS450TXZ/TXD	82-83	18-4344	18-6636
GS550ES3/ESE/EF/ESF/ESG	83-86	18-4344	18-6636
GS550LT	1980	—	18-6637
GS550LX/LZ	81-82	18-4344	18-6636
GS550LF/LG	85-86	18-4344	18-6636
GS550MZ Katana	1982	18-4344	18-6636
GS550TX	1981	18-4344	18-6636
GSF600S Bandit	96-03	18-2763	18-6639
GSX600F Katana	88-06	18-2767	18-6641
GSR600WN/WP	92-93	18-4355	18-6637
GSX-R600V/W/X/Y	97-00	18-2812	18-6640
GR650D/XD Tempter	1983	18-4344	18-6636
GS650EX/EZ	81-82	18-4344	18-6636
GS650GX/GZ/GD	81-83	18-4344	18-6636
GS650GLX/GLZ/GLD	81-83	18-4344	18-6636
GS650MD Katana	1983	18-4344	18-6636
SV650/S	99-02	18-2812	18-6640
GS700EF/ESF	1985	18-4344	18-6636
GS750B/C/EC/N/EN	77-79	18-4354	18-6637

SHOP EQUIP & TOOLS

HARD PARTS

CARB & FUEL

IGNITION/ELECTRICAL

CONTROL

SUSPENSION

ACCESSORIES

# FUEL PETCOCK REPAIR KITS

SHOP EQUIP & TOOLS

HARD PARTS



CARB & FUEL

IGNITION/ELECTRICAL

CONTROL

SUSPENSION

ACCESSORIES

## K&L FUEL PETCOCK REPAIR KITS

Kit contains all necessary O-rings and diaphragms to rebuild one fuel petcock. **Made in Japan.**

**Note:** Does not include plastic diaphragm spacer block. Sold in kits. Kawasaki & Yamaha applications with an asterisk \* may require longer bolts.

SUZUKI STREET Application			
Application	Year	Petcock Repair Kit	Diaphragm Only
GS750ET	1980	—	18-6637
GS750EX/EZ/ED/ESD	81-83	18-4344	18-6636
GS750LT	1980	—	18-6637
GS750LX	1981	18-4344	18-6636
GS750SD Katana	1983	18-4344	18-6636
GS750TZ/TD	82-83	18-4344	18-6636
GSX750F Katana	89-06	18-2767	18-6641
GSX-R750	86-87	18-4344	18-6636
GSX-R750J/K/L/M/N	88-92	18-4355	18-6637
GSX-R750WP	1993	18-4355	18-6637
GSX-R750T/V	96-97	18-2812	18-6640
GS850GN/GT/GX	79-81	18-4354	18-6637
GS850GLT	1980	—	18-6637
GS850GLX/GLZ/GLD	81-83	18-4344	18-6636
GS1000C/EC/N/EN/SN	78-79	18-4354	18-6637
GS1000ET	1980	—	18-6637
GS1000GT/GX	80-81	18-4354	18-6637
GS1000GLT	1980	—	18-6637
GS1000GLX	1981	18-4344	18-6636
GS1000ST	1980	—	18-6637
GS1000SZ	1982	18-4344	18-6636
GS1100ET	1980	—	18-6637
GS1100EX/EZ/ED/ESD	81-83	18-4344	18-6636
GS1100GZ/GLZ/GD/GLD	82-83	18-4344	18-6636
GS1100GKZ/GK2/GKD/GKE	82-84	18-4344	18-6636
GS1100LT	1980	—	18-6637
GS1100SD Katana	1983	18-4344	18-6636
GSX-R1100G/H/J	86-88	18-4344	18-6636
GSX-R1100K/L/M/N	89-92	18-4355	18-6637
GSX-R1100WP/WR	93-94	18-4355	18-6637
GS1150ES3/ESE/EF/ESF	83-85	18-4344	18-6636
GSF1200S Bandit	97-00	18-2763	18-6639
GSF1200 Bandit	97-00	18-2763	18-6639
GSF1200S Bandit	01-05	18-5023	—

SUZUKI Dual Sport/Offroad Application			
Application	Year	Petcock Repair Kit	Diaphragm Only
DR250L/M/N/P Offroad	90-93	18-2727	—
DR250SEP/SER/SES Dual Sport	93-95	18-2730	—
RM-Z250K4/K5	04-05	18-5257	—
DR350L~X Offroad	90-99	18-2727	—
DR350S	90-92	18-5038	18-6639
DR350S	93-99	18-2763	18-6639
DRZ400S	00-12	18-5038	18-6639
DRZ400SM Supermoto	05-09	18-5038	18-6639



18-2699



YAMAHA STREET Application			
Application	Year	Petcock Repair Kit	Diaphragm Only
SR250G/H/J Exciter	80-82	18-2698	18-6634
SR250TH Exciter	1981	18-2698	18-6634
XS360C/D/2D	76-77	18-2697	18-6637
XS400D/2E	1977	18-2697	18-6637
XS400E/F/2F/G/H	78-81	18-2699	18-6633
XS400J/K Maxim	82-83	18-2698	18-6634
XS400RJ/RK Seca	82-83	18-2698	18-6634
XS400SG/SH Special	80-81	18-2699	18-6633
SR500E/F/G/H	78-81	18-2697	18-6637
XS500E	1978	18-2697	18-6637
XV535 Virago	93-00	18-2727	—
XJ550H/J/K Maxim	81-83	18-2698	18-6634
XJ550RH/RJ/RK Seca	81-83	18-2698	18-6634
XZ550RJ/RK Vision	82-82	18-2698	18-6634
FJ600L/LC/N/NC	84-85	18-2698	18-6634
FZ600S/T/U/UC	86-88	18-2730	18-6639
FZR600W/WC/A/AC	89-99	18-2727	—
XJ600SD/SDC~SK/SKC Seca II	92-98	18-2777	18-6639
YZF-600R	97-07	18-5032	—
XJ650G/H/J/K Maxim	80-83	18-2698	18-6634
XJ650LH Midnight Maxim	1981	18-2698	18-6634
XJ650RJ Seca	1982	18-2698	18-6634
XS6502F	1979	18-2699	18-6633
XS650E	1978	18-2697	18-6637
XS650G/H Special II	80-81	18-2699	18-6633
XS650SH/SJ/SK Heritage	81-83	18-2699	18-6633
XVS650 V-Star (all)	98-11	18-2727	—
XJ700N/NC/S/SC Maxim	85-86	18-2699	18-6633
XJ700XN/XNC/XS/XSC Maxim X	85-86	18-2699	18-6633
XV700 Virago	84-87	18-2698	18-6634
XJ750RH/RJ/RK Seca	81-83	18-2698	18-6634
XS750D/2D/E/F	77-79	18-2697	18-6637
XS750SE* after frame no. 311211	1978	18-2699	18-6633
XS750SF	1979	18-2699	18-6633
XV750H/J/K Virago	81-83	18-2698	18-6634
XV750MK Midnight Virago	1983	18-2698	18-6634

<b>YAMAHA STREET Application</b>	<b>Year</b>	<b>Petcock Repair Kit</b>	<b>Diaphragm Only</b>
XV750U/UC-K1/KC1 Virago	88-98	<b>18-2774</b>	---
TDM850	92-93	<b>18-2727</b>	---
XS850SG/SH Special	80-81	<b>18-2699</b>	<b>18-6633</b>
XJ900RK Seca	1983	<b>18-2699</b>	<b>18-6633</b>
XV920J/K Virago	82-83	<b>18-2698</b>	<b>18-6634</b>
XV920MK Midnight Virago	1983	<b>18-2698</b>	<b>18-6634</b>
XV920RH/RJ/RK	81-83	<b>18-2698</b>	<b>18-6634</b>
FZS1000 FZ-1	01-05	<b>18-2727</b>	---
YZF1000R	1997	<b>18-2727</b>	---
YZFR1 YZF-R1	98-01	<b>18-2727</b>	---
XJ1100J Maxim	1982	<b>18-5100</b>	<b>18-6633</b>
XS1100E/F/G/H	78-81	<b>18-2697</b>	<b>18-6637</b>
XS1100LG/LH Special	80-81	<b>18-5100</b>	<b>18-6633</b>
XS1100SF/SG/SH Midnight Special	79-81	<b>18-5100</b>	<b>18-6633</b>
XVS1100 V-Star (all)	99-09	<b>18-2727</b>	---
XJR1200	95-97	<b>18-5023</b>	---
XJR1300	99-06	<b>18-5023</b>	---
XVS1300 V-Star	07-11	<b>18-2727</b>	---
XVZ1300 Royal Star (all)	96-12	<b>18-2727</b>	---
XVZ1300TF Royal Star Venture	2000	<b>18-2727</b>	---
XV1600 Road Star (all)	99-03	<b>18-2727</b>	---
XV1700 Road Star (all)	04-07	<b>18-2727</b>	---

<b>YAMAHA ATV Application</b>	<b>Year</b>	<b>Petcock Repair Kit</b>	<b>Diaphragm Only</b>
YFM50R Raptor	04-08	<b>18-2727</b>	---
YF60S Moto-4	1985	<b>18-2727</b>	---
YT60L/N Tri-Zinger	84-85	<b>18-2727</b>	---
YFM80 Badger	97-01	<b>18-2727</b>	---
YFM80D/E/F/G/H Moto-4	92-96	<b>18-2727</b>	---
YFM80G Grizzly	05-08	<b>18-2727</b>	---
YFM80N/S/T/U Moto-4	85-88	<b>18-2727</b>	---
YFM80R Raptor	02-08	<b>18-2727</b>	---
YFA1 Breeze	89-04	<b>18-2727</b>	---
YFM100T/U/W/A/B Champ	87-91	<b>18-2727</b>	---
YFM125G Grizzly	04-11	<b>18-2727</b>	---
YFM200D Moto-4	86-89	<b>18-2727</b>	---
YFM200N Moto-4	1985	<b>18-2727</b>	---
YFS200 Blaster	88-06	<b>18-2727</b>	---
YFS200 Blaster	88-95	<b>18-2727</b>	---
YFS200 Blaster	96-04	<b>18-2727</b>	---
YTM200 Tri-Moto	83-85	<b>18-2727</b>	---
YFM225S/T/U Moto-4	86-88	<b>18-2727</b>	---
YFU1W/TW (230cc) Pro-Hauler	1989	<b>18-2727</b>	---
YFB250UH/UJ/UK Timberwolf	92-00	<b>18-2727</b>	---
YFM250 Big Bear	07-09	<b>18-2727</b>	---
YFM250B Bruin	05-06	<b>18-2727</b>	---
YFM250W/A/B Moto-4	89-91	<b>18-2727</b>	---
YFM250X BearTracker	99-04	<b>18-2727</b>	---
YFM350 Bruin	05-06	<b>18-2727</b>	---
YFM350ER Moto-4	87-95	<b>18-2727</b>	---
YFM350F Big Bear 4WD Hunting	1999	<b>18-2727</b>	---
YFM350F Big Bear 4x4	97-98	<b>18-2727</b>	---
YFM350FW Big Bear 4WD	1999	<b>18-2727</b>	---
YFM350FWT~FWJ Big Bear	87-97	<b>18-2727</b>	---
YFM350FX Wolverine	95-98	<b>18-2727</b>	---
YFM350FX Wolverine	01-05	<b>18-2727</b>	---
YFM350R Raptor	05-11	<b>18-2727</b>	---
YFM350U Big Bear 2WD	96-99	<b>18-2727</b>	---
YFM350XT~XS/XSC Warrior	87-05	<b>18-2727</b>	---
YFZ350 Banshee	87-06	<b>18-2727</b>	---
YFM400 Big Bear	02-04	<b>18-2727</b>	---
YFM400 Kodiak	98-03	<b>18-2727</b>	---
YFM400F Kodiak	93-99	<b>18-2727</b>	---
YFM400FG Grizzly	07-08	<b>18-2727</b>	---



18-2727

<b>YAMAHA ATV Application</b>	<b>Year</b>	<b>Petcock Repair Kit</b>	<b>Diaphragm Only</b>
YFM400FVN Buckmaster 4WD	00-01	<b>18-2727</b>	---
YFM400N Big Bear 2WD	00-01	<b>18-2727</b>	---
YFM450FA Kodiak	03-06	<b>18-2727</b>	---
YFM450FG Grizzly	07-11	<b>18-2727</b>	---
YFM450FX Wolverine	07-10	<b>18-2727</b>	---
YFZ450	04-09	<b>18-2727</b>	---
YFM600F Grizzly Hunter Edition	2001	<b>18-2727</b>	---
YFM600FW Grizzly	98-99	<b>18-2727</b>	---
YFM600FWAM/FWAMC Grizzly	2000	<b>18-2727</b>	---
YFM600HM/HMC Grizzly Hunting	2000	<b>18-2727</b>	---
YFM660F Grizzly (All)	02-08	<b>18-2727</b>	---
YFM660R Raptor (All)	01-05	<b>18-2727</b>	---

<b>YAMAHA Dual Sport/Offroad Application</b>	<b>Year</b>	<b>Petcock Repair Kit</b>	<b>Diaphragm Only</b>
PW80 Y-Zinger	93-06	<b>18-2727</b>	---
YZ85	93-11	<b>18-2727</b>	---
TT-R90N/P/R/S/ES/ET Offroad	01-05	<b>18-2727</b>	---
TT90RM/RMC Offroad	2000	<b>18-2727</b>	---
TTR90	01-07	<b>18-2727</b>	---
RT100A Offroad	1990	<b>18-2727</b>	---
RT100D/E/F/G/H/J/K/L/M	92-00	<b>18-2727</b>	---
TTR125 ALL	00-09	<b>18-2727</b>	---
YZ125D1/E1/F1/G1/H1/K1	92-06	<b>18-2727</b>	---
TW200 Trailway	91-11	<b>18-2727</b>	---
TT-R225N/NC/P/PC/R/RC/S/SC	01-04	<b>18-2727</b>	---
XT225 Serrow(Dual Sport)	92-05	<b>18-2727</b>	---
TTR230	05-11	<b>18-2727</b>	---
TT-R250N/NC~T/TC	01-05	<b>18-2727</b>	---
TTR250	99-06	<b>18-2727</b>	---
WR250FN/FP/FR/FS	01-06	<b>18-2727</b>	---
WR250ZD Offroad	92-97	<b>18-2727</b>	---
YZ250E1/F1/G1/H1/J1/K1	93-98	<b>18-2727</b>	---
YZ250F	02-11	<b>18-2727</b>	---
YZ250L/M/N/P/R/S1/T	99-06	<b>18-2727</b>	---
XT350	94-00	<b>18-2727</b>	---
WR400FK/FL/FM Offroad 4-stroke	98-00	<b>18-2727</b>	---
YZ400FK/FL Offroad 4-stroke	98-99	<b>18-2727</b>	---
WR426FN/FP Offroad 4-stroke	01-02	<b>18-2727</b>	---
YZ426FN/FP Offroad 4-stroke	01-02	<b>18-2727</b>	---
WR450FR/FS	03-06	<b>18-2727</b>	---
YZ450F	03-09	<b>18-2727</b>	---
WR500ZD/ZE	92-93	<b>18-2727</b>	---
XT600	90-94	<b>18-2727</b>	---

SHOP EQUIP & TOOLS

HARD PARTS

CARB & FUEL

IGNITION/ELECTRICAL

CONTROL

SUSPENSION

ACCESSORIES

**Toll Free: 800-727-6767**

**www.klsupply.com**

SHOP EQUIP & TOOLS

HARD PARTS

CARB & FUEL

IGNITION/ELECTRICAL

CONTROL

SUSPENSION

ACCESSORIES



## K&L FUEL PETCOCK SHOP REPAIR KIT

This Fuel Petcock Shop Repair kit covers most Japanese made vacuum operated Fuel Petcocks. (Kawasaki, Suzuki, & Yamaha). Kit includes the following:

Fuel Petcock Diaphragms, qt 1 each - **18-6633, 18-6634, 18-6635, 18-6636, 18-6637, 18-6638, 18-6639, 18-6640, 18-6641, 18-6642**  
 Fuel Tap Valve Rubber Gasket, qt 1 pk/5 - **18-6643, 18-6644, 18-6645, 18-6646**

Diaphragm Cover Screw - **33-7827 Pk/25**

Tap Lever Cover Screw - **33-7828 Pk/50**

O-Ring for Diaphragm - **35-5628 Pk/5**

All contained in an 18 compartment plastic storage box. *Made in Japan.*  
**18-2694** K&L Fuel Petcock Shop Repair Kit



**18-2694**

**18-6633 18-6634 18-6635 18-6636 18-6637**



**18-6638 18-6639 18-6640 18-6641 18-6642**

### Replacement Fuel Petcock Diaphragms-Sold Each.

<b>18-6633</b>	Diaphragm	DIA-401: Kawasaki/Yamaha
<b>18-6634</b>	Diaphragm	DIA-402: Kawasaki/Yamaha
<b>18-6635</b>	Diaphragm	DIA-403: Kawasaki
<b>18-6636</b>	Diaphragm	DIA-0: Suzuki/Yamaha
<b>18-6637</b>	Diaphragm	DIA-1: Suzuki/Yamaha
<b>18-6638</b>	Diaphragm	DIA-3: Kawasaki
<b>18-6639</b>	Diaphragm	DIA-4: Kawasaki
<b>18-6640</b>	Diaphragm	DIA-5: Suzuki
<b>18-6641</b>	Diaphragm	DIA-6: Suzuki
<b>18-6642</b>	Diaphragm	DIA-7: Suzuki

### Diaphragm O-Ring-Sold pk/5


**35-5628** O-Ring 4.0 x 2.0mm (not shown)




**18-6647**



**18-6648**




**18-6649**



**18-6650**



**18-6652**



**18-6653**

## K&L FUEL PETCOCK TAP MOUNT O-RINGS

Replacement sealing o-ring that mounts between fuel tank and fuel petcock. *Made in Japan.*

Available as a shop kit and in pk/5



**18-6654** Fuel Petcock Tap Mount O-Ring Shop Kit. Includes 1 pk of each part number listed below and plastic storage box.

### Replacement Fuel Petcock Tap Mount O-Rings. Sold pk/5.

**18-6647** Kawasaki 51039-003, Yamaha 2W6-24512-00-00

**18-6648** Kawasaki 51039-010, Yamaha 2G2-24512-00-00

**18-6649** Suzuki (OEM Ref, P/N not available)

**18-6650** Yamaha 1J7-24512-00-00

**18-6652** Kawasaki 92055-1112

**18-6653** Suzuki 44305-17C00



**18-6643**

**18-6644**

**18-6645**

**18-6646**

**33-7827**

**33-7828**

### Replacement Fuel Tap Valve Rubber Gasket-Sold pk/5.

**18-6643** Fuel Tap Valve Gasket: Kaw/Suz/Yam **28.50mm x 2.43mm** Kaw-11009-1194

**18-6644** Fuel Tap Valve Gasket: Kaw-11009-1188 **22.60mm x 2.39mm** and Yam-3H3-24523-00-00

**18-6645** Fuel Tap Valve Gasket: Kaw 43049-1066 **23.00mm x 2.38mm**

**18-6646** Fuel Tap Valve Gasket: Kaw-43049-1017 **18.80mm x 2.43mm**

### Diaphragm Cover Screw-Sold pk/25.

**33-7827** Phillips Flat Head Screw 4 x 14mm Kaw-220B0414

### Tap Lever Cover Screw-Sold pk/50.

**33-7828** Phillips Pan Head Screw 3 x 8mm Kaw-220B0308



## GENUINE MIKUNI FLOAT VALVE FILTER SCREEN

*Made in Japan.* Sold each. Fits OEM float valve assembly.

**NOTE:** Filter screen only, float valve assembly not included.

**18-2620** Kawasaki 14043-1010

Suzuki 13376-19F00

Yamaha 1J7-14994-00-00



## K&L FUEL FILTERS

High flow, O.E type replacement fuel filters for Honda, Kawasaki and Yamaha applications.  
**Made in Japan**



19-1254



19-1258



### O.E. Reference

K&L P/N	Brand	Reference Number
19-1254	Honda	16900-MG8 003
19-1258	Kawasaki	49019-1055
	Yamaha	1FK-24560-10-00

### HONDA

Application	Year	K&L P/N
CB400F	89-90	19-1254
CBR600F Hurricane	87-90	19-1254
CBR600F3/F4	95-00	19-1254
CBR600SE/SJ	96-98	19-1254
VT600C/CD Shadow	88-98	19-1254
NT650 Hawk GT	88-91	19-1254
VFR700/750F Interceptor	86-87	19-1254
VFR750F Interceptor	90-97	19-1254
VT750C/CD Shadow	98-03	19-1254
VT750DC Shadow	01-07	19-1254
PC800 Pacific Coast	89-98	19-1254
CBR900RR	93-95	19-1254
CBR1000F Hurricane	87-88	19-1254
ST1100/A	91-02	19-1254
ST1100P Police	2003	19-1254
VT1100C Shadow	85-07	19-1254
VT1100D	1999	19-1254
VT1100T	98-01	19-1254
GL1200A/I Goldwing	1987	19-1254
VTX1300S	2003	19-1254
GL1500 Goldwing	88-90	19-1254
GL1500A/I/SE Goldwing	90-00	19-1254

### KAWASAKI Street

Application	Year	K&L P/N
ZX600E ZX-6	93-02	19-1258
ZX600E ZZR600	03-04	19-1258
ZX750 Ninja ZX-7	89-95	19-1258
ZX750 Ninja ZX-7R	91-94	19-1258
ZX900 Ninja ZX-9R	94-97	19-1258
ZX1000B Ninja ZX-10	88-90	19-1258
ZX1100C/D Ninja ZX-11	90-01	19-1258
ZG1200A/B Voyager XII	86-03	19-1258
VN1500 Vulcan	87-04	19-1258

### KAWASAKI ATV

Application	Year	K&L P/N
KSV700 KFX700 V-Force	04-09	19-1258

### KAWASAKI Side x Side

Application	Year	K&L P/N
KAF400B Mule 600	11-12	19-1258
KAF400D Mule 610 4X4	11-12	19-1258
KAF620M Mule 4010 4X4	11-12	19-1258
KRF750 Teryx 4X4	2008	19-1258

### YAMAHA

Application	Year	K&L P/N
FZR400	88-90	19-1258
XV535 Virago	87-00	19-1258
FZR600R	89-99	19-1258
XJ600 Seca II	93-98	19-1258
XVS650 V-Star	98-12	19-1258
FZ700	1987	19-1258
FZX700 Fazer	86-87	19-1258
FZ750	85-88	19-1258
FZR750R	87-88	19-1258
FZS1000 FZ-1	01-05	19-1258
FZR1000	87-95	19-1258
YZF1000R	1997	19-1258
YZF-R1	98-01	19-1258
XV1100 Virago	86-99	19-1258
XVS1100 V-Star	99-09	19-1258
FJ1200	89-93	19-1258
VMX1200 V-Max	85-07	19-1258
XVZ1200 Venture	83-85	19-1258
XVZ1300 Venture	86-88	19-1258
XVZ1300 Royal Star (All)	96-11	19-1258
XV1600 Road Star	99-03	19-1258
XV1700 Road Star	04-07	19-1258



19-1269



19-1271



19-1266



19-1268

### UNIVERSAL FUEL FILTERS

A better fuel filter for all gas powered engines. No leak, high impact nylon construction. Functions as a reservoir for trapping water. Sold in a pk of 20.

19-1269	Round 7mm
19-1271	Round 8mm
19-1266	Slim-Line 6mm
19-1268	Slim-Line 7mm

### GENUINE MIKUNI FLOAT VALVE ASSEMBLY

Made in Japan. Sold each.

P/N	SIZE	APPLICATION
18-4662	VM26/26-(1.5)	20mm-30mm Flange, 26 & 28mm Spigot, BN38 & 44mm Watercraft.
18-4674	VM26/26-(2.0)	20mm-30mm Flange, 26 & 28mm Spigot, BN38 & 44mm Watercraft.
18-4675	VM26/26-(2.5)	20mm-30mm Flange, 26 & 28mm Spigot, BN38 & 44mm Watercraft.
18-4678	VM28/163-(2.5)	32 & 34mm Flange & 30mm-44mm Spigot.
18-4664	786-46001-(1.5)	TM32, 34, 36, 38 Flat, 39 Pro and 41 Pro.
18-4683	786-46001-(3.3)	TM32, 34, 36, 38 Flat, 39 Pro and 41 Pro.
18-4665	786-36004-(3.5)	TMX35/38 Yamaha YZ/Suzuki RM

SHOP EQUIP & TOOLS

HARD PARTS

CARB & FUEL

IGNITION/ELECTRICAL

CONTROL

SUSPENSION

ACCESSORIES



18-4662



18-4664



18-4665

## K&L INTAKE CARB FLANGE/HOLDERS

Cracked and leaking intake carb holders? Here's the cure! **Made in Japan** to meet or exceed OEM specifications. **Sold in Kits**

### HONDA Reference

PART#	OEM Reference P/N
11-3603	2 x 16211-KRN-670
11-3605	2 x 16211-KRN-850
11-3609	2 x 16210-MEB-670
11-3608	1 x 16210-HN7-000
11-3610	1 x 91305-HN0-A00 O-Ring
	1 x 16210-HP0-A00
	1 x 91352-MG2-792 O-Ring
11-3616	1 x 16211-HN2-000
11-3618	1 x 16211-HN8-000
11-3620	1 x 16211-HN8-A60
11-3638	1 x 16211-HP1-670
11-3639	1 x 16211-HP5-600
11-3641	1 x 16211-HP6-A00
11-4654	1 x 16211-425-000
	1 x 16212-425-000
	1 x 16213-425-000
	1 x 16214-425-000
11-4680	4 x 16211-MB0-000
11-4692	4 x 16211-MCW-D00
11-4694	2 x 16211-MAW-600
11-4697	2 x 16211-MN8-750
11-4841	2 x 16211-MF5-000
11-4848	4 x 16211-MBW-000
11-4851	4 x 16211-MEE-000
11-4633	4 x 16211-MBG-000
11-4655	4 x 16211-MT4-000
11-4656	4 x 16211-MM5-600
11-4659	4 x 16211-MV9-670
11-4677	4 x 16211-MT3-000
11-4679	4 x 16211-MZ5-000
11-4715	2 x 16211-MN5-000
11-4718	1 x 16210-MBB-950
	1 x 16220-MBB-950
11-4845	4 x 16211-MN4-000
11-4850	4 x 16211-MAS-E00
11-4852	4 x 16210-MEL-000
11-4855	4 x 16211-MCS-000
11-4856	6 x 16211-MZ0-000
11-4857	2 x 16211-MCA-000
11-4878	2 x 16211-MAH-000
11-4898	4 x 16210-MCJ-000
11-4899	4 x 16211-MCZ-000
11-7314	6 x 16211-422-000
11-7317	6 x 16211-MA2-000

### KAWASAKI Reference

PART#	OEM Reference P/N
11-3666	1 x 16065-0031
11-3667	1 x 16065-1337
11-4164	2 x 16065-028 R
11-4165	2 x 16065-029 L
11-4737	2 x 16065-1132
11-4811	2 x 16065-1131
11-4853	2 x 16065-1135
11-5444	2 x 16065-047 RH side only <i>Note: Left Side is no longer available.</i>
11-7332	2 x 16065-1130
11-7333	4 x 16065-1129
11-7334	4 x 16065-1108
11-7335	4 x 16065-1182
	4 x 92055-1401 O-Rings
11-7338	4 x 16065-1210
	4 x 92055-1401 O-Rings
11-7339	4 x 16065-1213
11-7340	4 x 16065-1276
	4 x 92055-1401 O-Rings
11-7341	4 x 16065-1305
	4 x 92055-1536 O-Rings

### KAWASAKI Reference

PART#	OEM Reference P/N
11-7343	4 x 16065-1307
	4 x 92055-1401 O-Rings
11-7327	4 x 16065-1375
11-7460	2 x 16065-1156

SUZUKI Reference	
PART#	OEM Reference P/N
11-6167	4 x 13101-01H00
11-6158	1 x 13101-05H00
11-6148	1 x 13101-06G00
	1 x 13102-06G00
11-6144	1 x 13101-08F00
	1 x 13102-08F00
	1 x 13103-08F00
	1 x 13104-08F00
11-6141	1 x 13101-17G00
	1 x 13102-17G00
11-6143	1 x 13101-17G10
	1 x 13102-17G10
11-6136	1 x 13101-19C12
	1 x 13102-19C12
	1 x 13103-19C12
	1 x 13104-19C12
11-6138	1 x 13101-20F00
	1 x 13102-20F00
11-6171	4 x 13101-21H00
11-6151	1 x 13101-26E01
	1 x 13102-26E01
	1 x 13103-26E01
	1 x 13104-26E01
11-6185	1 x 13101-27H00
11-6166	4 x 13101-29G00
11-6182	1 x 13101-38F00
11-6169	4 x 13101-40F00
11-6170	4 x 13101-41G00
11-6179	4 x 13101-47H00
11-6156	1 x 13101-49H00
11-6159	2 x 13110-44100
11-6183	1 x 13111-07G10
11-6181	4 x 13111-15H00
11-6180	4 x 13111-24F00

### YAMAHA Reference

PART#	OEM Reference P/N
11-5454	1 x 10L-13586-01-00
	1 x 10L-13596-01-00
	2 x 93210-44545-00 O-Rings
11-6122	1 x 14B-13595-00-00
	1 x 14B-13596-00-00
11-6075	1 x 1C3-13565-00-00
11-6076	4 x 1FK-13597-00-00
11-4191	1 x 1TA-13586-00-00
	1 x 24M-13586-01-00
	2 x 93210-44545-00 O-Rings
11-4202	1 x 1UY-13586-02-00
	2 O-Rings and Hardware
11-4872	1 x 1VJ-13596-00-00 RH
	1 x 43F-13586-01-00 LH
	2 x 93210-36769-00 O-Ring
11-6079	1 x 20S-13586-00-00
	1 x 20S-13596-00-00
11-4168	2 x 24M-13586-01-00
	2 x 93210-44545-00 O-Rings
11-6234	2 x 26H-13586-00-00 LH
	2 x 26H-13596-00-00 RH
	4 x 93210-45578-00 O-Rings

### YAMAHA Reference

PART#	OEM Reference P/N
11-3665	1 x 28P-13586-00-00
11-6110	1 x 2A2-13586-00-00 LH
	1 x 2A2-13596-00-00 RH
	2 x 1L9-13556-10-00 Gaskets
11-6080	2 x 2CO-13596-00-00
	2 x 2CO-13586-00-00
11-6114	3 x 2F3-13586-01-10
11-4868	4 x 2GH-13586-00-00
11-6113	2 x 2H7-13586-00-00 LH
	2 x 2H7-13596-00-00 RH
	4 x 10M-13556-10-00
	Gaskets (use on XJ1100 only)
11-4866	4 x 2LM-13597-00-00
11-3646	1 x 2P5-13596-00-00
11-6081	1 x 2S2-13597-00-00
11-6082	1 x 2UJ-13586-00-00
	1 x 93210-30611-00
11-4221	2 x 31K-13565-01-00
	2 x 3GC-13621-00-00 Gaskets
	4 x 98580-03008-00 Screws
	4 x 92990-03100-00 Washers
	8 x 91316-06025-00 Bolts
11-6089	1 x 33D-13597-00-00
11-6240	2 x 33M-13586-01-00 LH
	2 x 33M-13596-01-00 RH
	4 x 3KM-13556-00-00 Gaskets
11-6236	2 x 36Y-13586-00-00 LH
	2 x 36Y-13596-00-00 RH
	4 x 93210-40659-00 O-Rings
11-3649	1 x 3B4-13586-00-00
11-3650	1 x 3FA-13586-00-00
	1 x 93210-30611-00 O-Ring
11-6239	1 x 3G1-13586-00-00 LH
	1 x 3G1-13596-00-00 RH
	2 x 3G1-13556-10-00 Gaskets
11-4869	2 x 3GM-13597-00-00 LH
	2 x 3GM-13598-00-00 RH
11-4233	2 x 3HE-13586-00-00 LH
	2 x 3HE-13596-00-00 RH
11-4200	1 x 3HN-13586-01-00
	2 O-Rings and Hardware
11-4871	1 x 43F-13586-01-00 LH
	1 x 43F-13596-01-00 RH
	2 x 93210-36769-00 O-Ring
11-4210	1 x 447-13555-01-00 LH
	1 x 447-13565-01-00 RH
	2 x 256-13556-011 Gaskets
11-4863	4 x 4BR-13598-10-00
11-3655	1 x 4D3-13596-00-00
11-6115	2 x 4GO-13596-02-00 LH
	2 x 4GO-13586-02-00 RH
	4 x 33M-13556-10-00 Gaskets
11-4860	2 x 4JH-13586-02-00 LH
	2 x 4JH-13596-02-00 RH
11-6117	2 x 4NK-13586-00-00
	2 x 4NK-13596-00-00
	4 x 1L9-13556-10-00 Gaskets
	Does not fit Royal Star Venture 99-03
11-4864	1 x 4TR-13586-01-00
	1 x 4TR-13596-01-00
	2 x 93210-36769 O-Rings
11-3657	1 x 4WV-13596-00-00
11-3658	1 x 4XE-13586-00-00
	1 x 93210-35537-00 O-Ring
11-4865	2 x 4XV-13597-00-00 LH
	2 x 4XV-13598-00-00 RH

*continued on next page*

## K&L INTAKE CARB FLANGE/HOLDERS

Cracked and leaking intake carb holders? Here's the cure! *Made in Japan* to meet or exceed OEM specifications. Sold in Kits

### YAMAHA Reference

PART#	OEM Reference P/N
<b>11-6123</b>	2 x 4XY-13586-01-00 LH
	2 x 4XY-13596-01-00 RH
<b>11-6125</b>	2 x 4XY-13586-10-00 LH
	2 x 4XY-13596-10-00 RH
<b>11-3659</b>	1 x 5B4-13586-00-00
<b>11-6116</b>	4 x 5EB-13586-00-00
<b>11-6090</b>	1 x 5EL-13596-00-00
	1 x 5EL-13586-00-00
<b>11-3663</b>	1 x 5GH-13586-00-00
	1 x 93210-44545-00 O-Ring
<b>11-6107</b>	4 x 5JW-13597-00-00
<b>11-3664</b>	1 x 5KM-13596-00-00
<b>11-6073</b>	2 x 5LV-13596-01-00
	2 x 5LV-13586-01-00
<b>11-6074</b>	1 x 5NX-13565-00-00
<b>11-6108</b>	1 x 5PA-13565-00-00
<b>11-6109</b>	1 x 5RU-13586-00-00
<b>11-6121</b>	1 x 5XC-13597-30-00
<b>11-4221</b>	2 x Carb Flanges/ Holders
	2 Reed Valve Gaskets
	Mounting Hardware

### APPLICATIONS

#### HONDA - Street

VT500C Shadow	83-86	<b>11-4841</b>
VT500FT Ascot V-Twin	83-84	<b>11-4841</b>
CBR600F Hurricane	87-90	<b>11-4845</b>
CBR600F2	91-94	<b>11-4659</b>
CBR600F3	95-96	<b>11-4659</b>
CBR600F4	99-05	<b>11-4848</b>
CBR600RR	03-06	<b>11-4851</b>
CBR600SJR	1996	<b>11-4659</b>
VT600C VLX Shadow	88-97	<b>11-4694</b>
VT600CD AC	89-90	<b>11-4694</b>
VT600CD Shadow DLX	93-00	<b>11-4694</b>
NT650 Hawk GT	88-91	<b>11-4697</b>
VF700C Magna	84-87	<b>11-4680</b>
VF700F Interceptor	84-85	<b>11-4680</b>
VF700S Sabre	84-85	<b>11-4680</b>
CB750C Custom	80-82	<b>11-4654</b>
CB750F Super Sport	79-82	<b>11-4654</b>
CB750K	79-82	<b>11-4654</b>
CB750L	1979	<b>11-4654</b>
CB750SC Nighthawk	82-83	<b>11-4654</b>
VF750C Magna	82-88	<b>11-4680</b>
VF750C Magna	94-03	<b>11-4679</b>
VF750F Interceptor	1984	<b>11-4680</b>
VF750S Sabre	1982	<b>11-4680</b>
VFR750F Interceptor	90-93	<b>11-4655</b>
VFR750F Interceptor	94-97	<b>11-4679</b>
VT750CD Shadow DLX	98-01	<b>11-4694</b>
VT750CD2 Shadow DLX	98-01	<b>11-4694</b>
VT750CD Shadow DLX Ace	02-03	<b>11-4694</b>
VT750DC-DCB Shadow Spirit	01-07	<b>11-4694</b>
VF750C2 Magna Deluxe	97-00	<b>11-4679</b>
VF750CD Magna Deluxe	95-96	<b>11-4679</b>
VFR800	02-09	<b>11-4692</b>
VFR800A ABS	02-09	<b>11-4692</b>
VFR800Fi	98-01	<b>11-4633</b>
CB900F 919	02-07	<b>11-4899</b>
CBR900RR	93-99	<b>11-4850</b>
CBR900RR	00-03	<b>11-4898</b>
CBR1000F	90-91	<b>11-4656</b>
CBR1000FH/FJ	87-88	<b>11-4656</b>
CBR1000RR	04-05	<b>11-4852</b>
CBX 1000 Sport/Touring	81-82	<b>11-7317</b>



11-4677



11-4845



11-4654



11-4856



11-4164

11-4165

#### HONDA - Street

CBX 1000 Standard	79-80	<b>11-7314</b>
VTR1000F Super Hawk	97-05	<b>11-4718</b>
ST1100/A	91-02	<b>11-4677</b>
ST1100/P	2003	<b>11-4677</b>
VT1100C Shadow	95-97	<b>11-4878</b>
VT1100C Shadow Spirit	98-07	<b>11-4878</b>
VT1100C2 Shadow Sabre	00-07	<b>11-4878</b>
VT1100C2-2 Shadow ACE	98-02	<b>11-4878</b>
VT1100C3 Aero	98-02	<b>11-4878</b>
VT1100T	98-01	<b>11-4878</b>
ST1300/A	03-12	<b>11-4855</b>
ST1300P Police	05-12	<b>11-4855</b>
GL1500 Goldwing	88-00	<b>11-4715</b>
GL1500C Valkyrie	97-03	<b>11-4856</b>
GL1800 Goldwing	01-12	<b>11-4857</b>

#### HONDA - ATV


TRX400FA/FGA Rancher AT	04-07	<b>11-3608</b>
TRX420FA/FPA 4 Trax Rancher	09-10	<b>11-3639</b>
TRX420FE Rancher 420 ES	07-10	<b>11-3639</b>
TRX420FM Rancher 420	07-09	<b>11-3639</b>
TRX420FPE/FPM Rancher 420	09-10	<b>11-3639</b>
TRX420TE/TM Rancher 420	07-10	<b>11-3639</b>
TRX450R	04-05	<b>11-3638</b>
TRX450R/ER	06-12	<b>11-3609</b>
TRX500FA Foreman Rubicon	01-09	<b>11-3616</b>
TRX500FE Foreman ES 4X4	05-09	<b>11-3610</b>
TRX500FGA Foreman Rubicon	04-08	<b>11-3616</b>
TRX500FM Foreman 4X4	05-08	<b>11-3610</b>
TRX500FPA Foreman Rubicon	2009	<b>11-3616</b>
TRX500FPE/FPM Foreman	07-09	<b>11-3610</b>
TRX500TM Foreman	05-06	<b>11-3610</b>
TRX650FA Fourtrax Rincon	03-05	<b>11-3618</b>
TRX650FGA Fourtrax Rincon	04-05	<b>11-3618</b>
TRX680FA Fourtrax Rincon	06-12	<b>11-3620</b>
TRX680FGA Fourtrax Rincon	06-09	<b>11-3620</b>
TRX700XX	08-09	<b>11-3641</b>

#### HONDA - Offroad

CRF250R	04-05	<b>11-3603</b>
CRF250R	06-09	<b>11-3605</b>
CRF250X	04-12	<b>11-3603</b>
CRF450R	02-06	<b>11-3609</b>
CRF450X	05-12	<b>11-3609</b>

#### KAWASAKI - Street

EX250F Ninja 250R	88-07	<b>11-7460</b>
EX500 Ninja 500R	87-09	<b>11-7332</b>
ZX600A Ninja 600R	85-87	<b>11-7333</b>
ZX600C Ninja 600R	88-96	<b>11-7333</b>
ZX600D Ninja ZX-6	90-93	<b>11-7339</b>
ZX600E Ninja ZX-6	93-04	<b>11-7340</b>



18-4611

### K&L INTAKE MANIFOLD O-RINGS for HONDA GOLDWING

O-ring that fits between intake manifold and cylinder head. *Made in Japan*. Sold pk/4.

<b>18-4610</b>	91301-371-005 (40.0 x 2.6mm)
GL1000 Goldwing, All	75-79
GL1100 Goldwing, All	80-83

<b>18-4611</b>	91301-MG9-003 (35.5 x 2.6mm)
GL1200 Goldwing, All	84-87



18-4640

### K&L INTAKE CHAMBER O-RING for HONDA GL1500

O-ring between intake plate and carburetor body.

*Made in Japan*. Sold pk/4.

<b>18-4640</b>	Intake Chamber O-Ring
GL1500 Goldwing	88-90
GL1500A Goldwing	91-00
GL1500I Goldwing	91-96

# INTAKE CARB FLANGES



SHOP EQUIP & TOOLS

HARD PARTS

CARB & FUEL

IGNITION/ELECTRICAL

CONTROL

SUSPENSION

ACCESSORIES

<b>KAWASAKI - Street</b>			
ZX600F Ninja ZX-6R	95-97	<b>11-7341</b>	
ZX600G Ninja ZX-6R	99-00	<b>11-7327</b>	
ZX600J Ninja ZX-6R	01-02	<b>11-7327</b>	
ZX600J ZZR600	05-08	<b>11-7327</b>	
KZ650B/C/D	77-79	<b>11-5444</b>	
KZ650E1	1980	<b>11-5444</b>	
KZ650F1 LTD	1980	<b>11-5444</b>	
KZ650H1 CSR	1981	<b>11-5444</b>	
KZ650H2/H3 CSR	82-83	<b>11-4737</b>	
KZ700A1/A2	1984	<b>11-4737</b>	
KZ750E1/E2/E3	80-82	<b>11-4737</b>	
KZ750F1 LTD	1983	<b>11-4737</b>	
KZ750H1/H2/H3/H4 LTD	80-83	<b>11-4737</b>	
KZ750L3	1983	<b>11-4737</b>	
KZ750N1/N2 Spectre	82-83	<b>11-4737</b>	
KZ750R1 GPZ	1982	<b>11-4737</b>	
ZX750A1/A2/A3 GPz	83-85	<b>11-4737</b>	
ZX750E1/E2 GPz Turbo	84-85	<b>11-4737</b>	
KZ900A4/A5 (LH)	1976	<b>11-4165</b>	
KZ900A4/A5 (RH)		<b>11-4164</b>	
KZ900B1 LTD (LH)	76-77	<b>11-4165</b>	
KZ900B1 LTD (RH)		<b>11-4164</b>	
Z1/Z1A/Z1B 900 (LH)	73-75	<b>11-4165</b>	
Z1/Z1A/Z1B 900 (RH)		<b>11-4164</b>	
ZX900A GPz900-Ninja	84-86	<b>11-7334</b>	
KZ1000A1/A2(LH)	77-78	<b>11-4165</b>	
KZ1000A1/A2(RH)		<b>11-4164</b>	
KZ1000A3/A4 MKII (LH)	79-80	<b>11-4165</b>	
KZ1000A3/A4 MKII (RH)		<b>11-4164</b>	
KZ1000B LTD (LH)	77-80	<b>11-4165</b>	
KZ1000B LTD (RH)		<b>11-4164</b>	
KZ1000C1-C4 Police (LH)	78-81	<b>11-4165</b>	
KZ1000C1-C4 Police (RH)		<b>11-4164</b>	
KZ1000D1 Z1R (LH)	1978	<b>11-4165</b>	
KZ1000D1 Z1R (RH)		<b>11-4164</b>	
KZ1000D3 Z1R (RH)		<b>11-4164</b>	
KZ1000D3 Z1R (LH)	1980	<b>11-4165</b>	
KZ1000E1/E2 Shaft (LH)	79-80	<b>11-4165</b>	
KZ1000E1/E2 Shaft (RH)		<b>11-4164</b>	
KZ1000J1/J2	81-82	<b>11-4853</b>	
KZ1000J3	1983	<b>11-4811</b>	
KZ1000K1/K2 LTD	81-82	<b>11-4853</b>	
KZ1000M1/M2 CSR	81-82	<b>11-4853</b>	
KZ1000P Police	82-06	<b>11-4853</b>	
KZ1000R1 Replica	1982	<b>11-4853</b>	
KZ1000R2 Replica	1983	<b>11-4811</b>	
ZX1000 ZX-10 Ninja	88-90	<b>11-7335</b>	
KZ1100A1/A2 Shaft	81-82	<b>11-4853</b>	
KZ1100A3 Shaft	1983	<b>11-4811</b>	
KZ1100B2 GPz	1982	<b>11-4853</b>	
KZ1100D1 Spectre	1982	<b>11-4853</b>	
KZ1100D2 Spectre	1983	<b>11-4811</b>	
KZ1100L1 LTD	1983	<b>11-4811</b>	
ZN1100B1/B2 LTD	84-85	<b>11-4811</b>	
ZR1100C ZRX1100	99-00	<b>11-7343</b>	
ZX1100A1/A2 GPz	83-84	<b>11-4811</b>	
ZX1100C ZX-11 Ninja	90-93	<b>11-7338</b>	
ZX1100D ZX-11 Ninja	93-01	<b>11-7338</b>	
ZX1100E GPz1100	95-97	<b>11-7343</b>	
ZR1200A ZRX1200	01-05	<b>11-7343</b>	
ZX1200C ZZR1200	02-05	<b>11-7338</b>	

<b>KAWASAKI - ATV</b>			
KVF400 Prairie 2WD/4WD (all)	97-02	<b>11-3667</b>	
KFX450R KSF450B	08-12	<b>11-3666</b>	
KFX450R KSF450B Monster Energy	2009	<b>11-3666</b>	

<b>SUZUKI - Street</b>			
AN400 Burgman	07-11	<b>11-6158</b>	
AN400A Burgman	07-12	<b>11-6158</b>	
AN400Z Burgman	11-12	<b>11-6158</b>	
GS450E	1983	<b>11-6159</b>	
GS450GA	82-85	<b>11-6159</b>	
GS450L	83-88	<b>11-6159</b>	
GS450T	1983	<b>11-6159</b>	
GSF600S Bandit	96-03	<b>11-6151</b>	
GSX600F Katana	90-96	<b>11-6136</b>	
GSX-R600	04-05	<b>11-6166</b>	
GSX-R600	06-07	<b>11-6167</b>	
DL650 V-Strom	04-06	<b>11-6141</b>	
DL650 V-Strom	07-12	<b>11-6143</b>	
SV650/S	99-02	<b>11-6138</b>	
SV650 All	03-07	<b>11-6141</b>	
SV650 All	08-09	<b>11-6143</b>	
GSX750F Katana	98-06	<b>11-6144</b>	
DL1000 V-Strom	02-12	<b>11-6148</b>	
GSX-R1000	03-04	<b>11-6169</b>	
GSX-R1000	05-06	<b>11-6170</b>	
GSX-R1000	07-08	<b>11-6171</b>	
GSX R1000	09-12	<b>11-6179</b>	
GSX1300R Hayabusa	99-07	<b>11-6180</b>	
GSX1300BK/BKA B-King	08-09	<b>11-6181</b>	
GSX1300R Hayabusa	08-11	<b>11-6181</b>	

<b>SUZUKI - ATV</b>			
LT-A400 Eiger Auto 2WD	02-07	<b>11-6182</b>	
LT-A400 King Quad	08-09	<b>11-6182</b>	
LT-A400F Eiger Auto 4WD	02-07	<b>11-6182</b>	
LT-A400F King Quad 4WD	08-09	<b>11-6182</b>	
LT-A400F King Quad Auto	2011	<b>11-6185</b>	
LT-F400 Eiger 2WD	02-07	<b>11-6182</b>	
LT-F400 King Quad	2008	<b>11-6182</b>	
LT-F400F Eiger 2WD	02-07	<b>11-6182</b>	
LT-F400F King Quad	2011	<b>11-6185</b>	
LT-Z400 Quadsport	03-08	<b>11-6183</b>	

<b>SUZUKI - Offroad</b>			
RM-Z250	10-12	<b>11-6156</b>	

<b>YAMAHA - Street</b>			
XV250 Virago	95-07	<b>11-6082</b>	
XV250 Route 66	88-90	<b>11-6082</b>	
XV250 V-Star 250	08-11	<b>11-6082</b>	
RD350LC	81-82	<b>11-4221</b>	
RZ350L/LC/N/NCII	84-85	<b>11-4221</b>	
XS400	77-81	<b>11-6110</b>	
YP400 Majesty	05-12	<b>11-6109</b>	
XJ550 Maxim/Seca	81-83	<b>11-6115</b>	
FZ6R	09-12	<b>11-6079</b>	
FZ600	86-88	<b>11-6240</b>	

<b>YAMAHA - Street</b>			
FZR600/(CA.)	90-99	<b>11-4233</b>	
XJ600 Seca II	1992	<b>11-4863</b>	
XJ600N/S Seca II	97-98	<b>11-4863</b>	
YX600S/SC-A/AC Radian	86-90	<b>11-6240</b>	
YZF600R	95-07	<b>11-4860</b>	
YZFR6	99-02	<b>11-6116</b>	
YZF R6	06-12	<b>11-6080</b>	
TX/XS650 Twin	74-77	<b>11-4210</b>	
XS650 SE/SF Special	78-79	<b>11-6239</b>	
XS650G/H Special II	80-81	<b>11-6239</b>	
XS650SG/SH Special	80-81	<b>11-6239</b>	
XS650SJ/SK Heritage Special	82-83	<b>11-6239</b>	
XV650 V-Star	98-11	<b>11-4864</b>	
FZX700 Fazer	1986	<b>11-4866</b>	
XV700 Virago	84-87	<b>11-5117</b>	
FZ750	85-86	<b>11-4866</b>	
FZR750	86-87	<b>11-4866</b>	
XS750E/SE/F/SF	78-79	<b>11-6114</b>	
XV750A/AC/B/BC Virago	90-91	<b>11-4168</b>	
XV750D/DC/E/EC Virago	92-93	<b>11-4168</b>	
XV750F/FC/G/GC Virago	94-95	<b>11-4168</b>	
XV750H/J/K Virago	81-83	<b>11-5454</b>	
XV750MK Midnight Virago	1983	<b>11-5454</b>	
XV750U/UC/W/WC Virago	88-89	<b>11-4168</b>	
XV750H1/HC1/J1/JC1 Virago	96-97	<b>11-4168</b>	
YZF750R	94-98	<b>11-4869</b>	
XS850G/H	80-81	<b>11-6114</b>	
XS850G/SH Special	80-81	<b>11-6114</b>	
XS850L Midnight Special	80-81	<b>11-6114</b>	
XV920RH/RJ Euro model	81-82	<b>11-5454</b>	
XV920J/K Virago	82-83	<b>11-5454</b>	
XV920MK Midnight Virago	1983	<b>11-5117</b>	
FZS1 FZ-1	04-05	<b>11-6073</b>	
FZR1000	89-95	<b>11-4869</b>	
FZR1000T/U	87-88	<b>11-4868</b>	
FZS1000 FZ-1	01-03	<b>11-6073</b>	
FJ1100L/LC/N/NC	84-85	<b>11-6236</b>	
GTS1000	93-94	<b>11-4866</b>	
XV1000 Virago	84-85	<b>11-5117</b>	
YZF1000R	1997	<b>11-4869</b>	
YZF1000R	1998	<b>11-4865</b>	
YZF-R1	99-01	<b>11-4865</b>	
YZF R1	09-12	<b>11-6122</b>	
V-Star 1100 Classic	99-09	<b>11-6090</b>	

## K&L INTAKE CARB FLANGE/ HOLDERS

Cracked and leaking intake carb holders? Here's the cure! **Made in Japan** to meet or exceed OEM specifications.

Sold in Kits



11-6113



4pc set

11-6117

### YAMAHA - Street

V-Star 1100 Custom	99-09	<b>11-6090</b>
V-Star 1100 Midnight Custom	05-09	<b>11-6090</b>
V-Star 1100 Silverado	03-09	<b>11-6090</b>
XJ1100 J Maxim	1982	<b>11-6113</b>
XS1100E/F/G/H	78-81	<b>11-6113</b>
XS1100L Midnight Special	80-81	<b>11-6113</b>
XS1100SF/SG/SH Special	79-81	<b>11-6113</b>
XV1100 Virago	88-99	<b>11-4191</b>
FJ1200A (ABS)	92-93	<b>11-6236</b>
FJ1200S/SC/T/TC	86-87	<b>11-6236</b>
FJ1200U/UC~D/DC	89-92	<b>11-6236</b>
VMX1200 V-Max (All)	85-07	<b>11-6076</b>
XVZ12 Venture & Royale	83-93	<b>11-6234</b>
FJR1300	03-12	<b>11-6107</b>
FJR1300 ABS	04-12	<b>11-6107</b>
FJR1300 Electric Shift	06-09	<b>11-6107</b>
XVZ13 Venture & Royale	83-93	<b>11-6234</b>
XVZ1300 Royal Star	96-00	<b>11-6117</b>
XVZ1300 Royal Star Boulevard	99-01	<b>11-6117</b>
XVZ1300 Royal Star Tour Classic	96-00	<b>11-6117</b>
XVZ1300 Royal Star Tour Deluxe	97-01	<b>11-6117</b>
XVZ1300 Royal Star Venture	99-04	<b>11-6123</b>
XVZ1300 Royal Star Venture	05-13	<b>11-6125</b>

### YAMAHA - ATV / UTV

YFA1 Breeze	89-03	<b>11-3650</b>
YFM125G Grizzly 125	04-11	<b>11-3650</b>
YFM250R Raptor 250	08-11	<b>11-3655</b>
YFM250X Beartracker	99-04	<b>11-3658</b>
YFM350ER Moto-4	87-95	<b>11-4200</b>
YFM350FW Big Bear 4WD	87-97	<b>11-4200</b>
YFM350FX Wolverine	1995	<b>11-4202</b>
YFM350U Big Bear 2WD	96-98	<b>11-4200</b>
YFM350X Warrior	87-04	<b>11-4202</b>
YFZ350 Banshee	87-05	<b>11-4221</b>
YFM400A Kodiak 2WD	00-04	<b>11-3663</b>
YFM400F Kodiak 4WD	93-98	<b>11-4200</b>
YFM400G Kodiak 4WD	00-06	<b>11-3663</b>
YFM4FG Grizzly 400 4WD	07-08	<b>11-3663</b>
YXR45F Rhino 450 Side X Side	06-09	<b>11-3646</b>
YFM450F Kodiak 4WD	03-06	<b>11-3663</b>
YFM450FX Wolverine 4WD	06-09	<b>11-3663</b>
YFM45FG Grizzly 450	07-12	<b>11-3663</b>
YFM55G Grizzly 550	09-11	<b>11-3665</b>
YFM600F Grizzly 600	98-00	<b>11-3657</b>
YFM660F Grizzly 660	02-08	<b>11-3664</b>
YXR660 Rhino Side X Side	04-07	<b>11-3664</b>
YFM7FG Grizzly 700	07-11	<b>11-3649</b>
YXR7F Rhino 700 FI Side X Side	08-11	<b>11-3659</b>

### YAMAHA - Offroad

YZ85	02-12	<b>11-6108</b>
YZ125	05-11	<b>11-6075</b>
WR250F	07-12	<b>11-6121</b>
YZ250	02-12	<b>11-6074</b>
YZ250F	07-11	<b>11-6121</b>
WR450F	07-11	<b>11-6081</b>
YZ450F	06-09	<b>11-6081</b>
YZ450F	10-12	<b>11-6089</b>
TT600N	1985	<b>11-4871</b>
XT600	84-89	<b>11-4871</b>
XT600E	90-95	<b>11-4872</b>



SHOP EQUIP & TOOLS

HARD PARTS

CARB & FUEL

IGNITION/ELECTRICAL

CONTROL

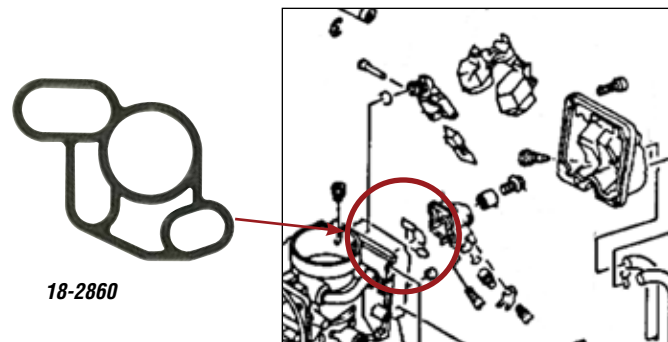
SUSPENSION

ACCESSORIES

## MIKUNI RUBBER MOUNTING FLANGES/HOLDERS

Genuine Mikuni Carb Flange / Holders. **Made in Japan**. Sold each.

K&L Part No.	Mikuni Hole Center	8.5mm Bolt	Carb Bore Size	Carb Spigot Diameter	Flange Throat Depth
<b>11-4706</b>	VM32/205	75	34	40	32
Typical Carb Size-30-34mm					
<b>11-4775</b>	VM34/200-1	60	34	40	25
Typical Carb Size-30-34mm					
<b>11-4797</b>	VM36/200-1	70	40	43	25
Typical Carb Size-36-40mm					



18-2860

### JET BLOCK O-RING

O-Ring underneath Jet Block. Sold in pk/4 OEM# 3LF-14147-00-00

### YAMAHA

YFZ750	94-98	<b>18-2860</b>
TDM850	92-93	<b>18-2860</b>
FZR1000	89-95	<b>18-2860</b>



## K&L CARB SERVICE STAND

Conveniently positions carburetors at ideal height and allows 360° rotation for easy access. Parts storage base can be mounted. Ideal for single and multi carbs.

35-7679 K&L Carb Service Stand



35-7679

# CARBURETOR SLIDE DIAPHRAGMS



18-2805



18-2809



18-2642

## CARB SLIDE DIAPHRAGMS

Made in Japan. Sold ea.

Available for the following applications:

### KAWASAKI - Street

18-2804	43028-1025	
KZ1000J/K/M/P/R		81-82
KZ1100A1/A2 Shaft		81-82
KZ1100D1/D2 Spectre		82-83

### SUZUKI - Street

18-2809	13507-17C00	
(top diaphragm rubber only, no slide body)		
GS500EK~K2		89-02
GSX600FJ~FV Katana		88-97
GSX-R600WN/WP		92-93
GSX-R600V/W/X/Y		97-00
RF600RR/RS/RT		94-96
GSX750FK~FK2 Katana		89-02
GSX-R750 (California model)		89-95
RF900RR/RS/RZS/RT/RV		94-97
GSX1100GM/GN/GP Shaft		91-93
GSX-R1100		89-98
GSF1200S Bandit		97-02

### SUZUKI - ATV

18-8871	13500-19B62	
LT-F250		95-01
LT-F250F		99-02
LT-F250T		90-96
LT-F4WD		96-97
LT-F4WDX		96-98
LT-F300F		99-02
18-8866	13507-20B00	
(top diaphragm rubber only, no slide body)		
LT-F250/250F 2WD/4WD/Quad Runner		99-02
LT-F300F 4WD King Quad		99-02

18-8870	13500-49250	
GS750S		1983
GS1000S		1982
GS1100S		1983

18-8874	13507-05G00	
(top diaphragm rubber only, no slide body)		
LT-F250 Ozark 2WD		02-09
LT-Z250 Quad Sport		05-09

18-8875	13500-05A10 (Front Carb Only)	
VS700/750/800 Intruder		86-09
VX800		90-93
VZ800 Marauder		97-04
GV1200 Madura		85-86
VS1400 Intruder		87-09

18-8876	13500-38A10 (Rear Carb Only)	
VS700/750/800 Intruder		86-09
VX800		90-93
VZ800 Marauder		97-04
VS1400 Intruder		87-09

### SUZUKI - ATV

18-8878	13507-07G00	
(top diaphragm rubber only, no slide body)		
LT-Z400 Quad Sport		03-08
LT-Z400 Z		03-08

18-8879	13500-09F00	
LT-F500 Quad Master 4WD		98-01
LT-F500F Vinson 4WD		2002
LT-A500F		00-01

### YAMAHA - Street

18-2805	3CF-14940-00-00	
XV750 Virago		88-97
XV1100 Virago		88-99
18-2657	50H-14940-00-00	
FJ1100		84-85
FJ1200		86-93

18-2644	3F7-14940-00-00	
SR250/SR250 Exciter		80-82
XS650 Std/Heritage Special/Special II		80-83
XJ900RK Seca		1983
XJ1100J Maxim		1982
XS1100 Std/Special/Midnight Special		80-81

### YAMAHA - ATV

18-8864	4WU-14940-00-00	
YFM250X Bear Tracker		99-04
YFM350F/M/U Big Bear		97-00
18-8868	8FA-14940-00-00	
(top diaphragm rubber only, no slide body)		
YFM350R Raptor		04-11

18-8863	4KB-14940-00-00	
YFM350F Wolverine		96-05

18-8865	4WV-24411-00-00	
(top diaphragm rubber only, no slide body)		
YFM600F Grizzly		98-01

18-8869	5KM-24411-00-00	
(top diaphragm rubber only, no slide body)		
YFM660F Grizzly-All		02-08
YXR660 Rhino		04-07

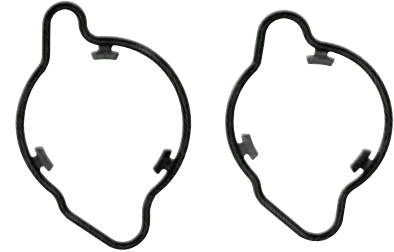
18-8866	5GH-14940-10-00	
YFM250B Bruin 2WD		05-06
YFM25BYR Big Bruin 250		02-09
YFM350B Bruin 2WD/2WD Auto		04-06
YFM350B Bruin 4WD-All		04-06
YFM35XV Wolverine 350 2WD		2006
YFM35 Grizzly 350		04-11
YFM400A Kodiak 2WD/4WD-All		01-04
YFM400F Big Bear 2WD/4WD-All		00-06
YFM40F Big Bruin 400 4WD		05-11
YFM450A Kodiak 2WD/4WD-All		03-06
YFM45F Wolverine 450		08-10
YFM45F Grizzly 450		07-11
YXR45F Rhino 450		08-09
YFM660R Raptor		01-05



## HONDA SUB-CHAMBER GASKETS

These sub-chamber gaskets are usually available only in a carburetor kit. K&L now offers sub-chamber gaskets separately. Sold in a convenient 4 pack.

- 18-2853 Sub-chamber Gasket (4pk)
- 18-2854 Sub-chamber Gasket (4pk)



18-2853

18-2854

### HONDA

CB600F	04-06	18-2854
CBR600F2	91-94	18-2854
CBR600F3	95-98	18-2853
CBR600F4	99-00	18-2853
VF750C Magna	94-03	18-2854
VFR750F Interceptor	94-97	18-2854
CBR900RR	93-99	18-2853
CB1000	94-95	18-2854
CBR1000F	93-96	18-2853

## H-D® 40MM VACUUM PISTON



18-0587

Replacement vacuum pistons for all stock 40mm CV carbs on Sportster® and Big Twin models from 88-06

- 18-0587 H-D® 40mm Vacuum Piston

SHOP EQUIP & TOOLS

HARD PARTS

CARB & FUEL

IGNITION/ELECTRICAL

CONTROL

SUSPENSION

ACCESSORIES

**K&L MIKUNI CARBURETOR O-RING SHOP KIT**

*Made in Japan.* Kit is shipped in plastic storage box  
**NOTE: Measurements given are inner diameter x thickness**



18-4605



**18-4605** Mikuni Carb Shop O-Ring Kit  
 Kit includes the following: (one pack of each part number)

- 18-4630** Carb O-Ring 4.0mm I.D. x 1.0mm thick-pk/25
- 18-4631** Carb O-Ring 7.5mm I.D. x 1.5mm thick-pk/25
- 18-4632** Carb O-Ring 2.65mm I.D. x 1.15 mm thick-pk/25
- 18-4602** Carb O-Ring 5.7mm I.D. x 1.3mm thick-pk/25
- 18-4634** Carb O-Ring 3.7mm I.D. x 1.8 mm thick-pk/25
- 18-4635** Carb O-Ring 4.8mm I.D. x 1.9mm thick-pk/25
- 18-4636** Carb O-Ring 2.4mm I.D. x 1.6mm thick-pk/25
- 18-4637** Carb O-Ring 10.2mm I.D. x 1.4mm thick-pk/25
- 18-4638** Carb O-Ring 6.6mm I.D. x 1.5mm thick-pk/25
- 18-4639** Carb O-Ring 2.7mm I.D. x 2.0mm thick-pk/25
- 18-4689** Carb Passage Rubber Plug for Suzuki & Yamaha-pk/4

**K&L KEIHIN CARBURETOR O-RING SHOP KIT**

*Made in Japan.* Kit is shipped in plastic storage box  
**Measurements given are inner diameter x thickness**

**18-4600** Keihin Carb Shop O-Ring Kit  
 Kit includes the following: (one pack of each part number)

- 18-4601** Carb O-Ring 2.8mm I.D. x 1.9mm thick-pk/25
- 18-4602** Carb O-Ring 5.7mm I.D. x 1.3mm thick-pk/25
- 18-4603** Carb O-Ring 4.47mm I.D. x 1.78mm thick-pk/25
- 18-4604** Carb O-Ring 3.2mm I.D. x 1.1mm thick-pk/25
- 18-4609** Carb O-Ring 4.2mm I.D. x 1.1mm thick-pk/25
- 18-4613** Carb O-Ring 5.0mm I.D. x 1.3mm thick-pk/25
- 18-4617** Carb O-Ring 2.8mm I.D. x 1.3mm thick-pk/25
- 18-4619** Carb O-Ring 2.8mm I.D. x 1.2mm thick-pk/25
- 18-4622** Carb O-Ring 5.8mm I.D. x 1.9mm thick-pk/25
- 18-4623** Carb O-Ring 6.9mm I.D. x 1.3mm thick-pk/25
- 18-4624** Carb O-Ring 4.8mm I.D. x 1.9mm thick-pk/25
- 18-4688** Carb Passage Rubber Plug for GL1000 -pk/4
- 18-4690** Carb Passage Rubber Plug for CB750K-pk/4
- 18-0055** Mixture Screw Washers, 1mm x 3mm x 5mm-pk/50
- 18-0015** Needle Clips-pk/100

**KEIHIN O-RINGS Not in 18-4600 Carb Shop O-Ring Kit**

- 18-4626** Carb O-Ring 4.2mm I.D. x 1.3mm thick-pk/25
- 18-4641** Carb O-Ring 18.6mm I.D. x 2.4mm thick-pk/25



18-4626

18-4641



18-4643

18-4644

18-4642

18-4645

**K&L KEIHIN "U-RING" SHOP KIT**

Flat on one side, round on the other. Fits: Honda and Kawasaki Keihin Carbs. *Made in Japan.* Sold pk/25.

- 18-4647** Keihin Carb Shop U-Ring Kit  
 (Kit includes one pack of each part number)
- 18-4642** Keihin "U-Ring" Oval shape
- 18-4643** Keihin "U-Ring" 3 x 5.2 x 2mm
- 18-4644** Keihin "U-Ring" 4 x 6.3 x 2mm
- 18-4645** Keihin "U-Ring" 6.5 x 9.5 x 3mm

**K&L CARB PASSAGE PLUG KIT (17pcs)**

This handy shop kit has all 4 types of our popular Carb Passage Plugs in 1 box *Made in Japan*

**18-4685** K&L Carb Rubber Passage Plug Kit (17pcs)

Includes 1pk Each

- 18-4688** Honda 16010-371-004 (4pk)
- 18-4689** Suzuki 13357-44080 (4pk)  
 Yamaha 3F7-14991-00
- 18-4690** Honda 16010-425-671(4pk)
- 11-4972** Kawasaki 92068-006 (5pk)



18-4685



**K&L CARB RUBBER PASSAGE PLUG**

K&L Supply offers this plug as an individual replacement part.  
*Made in Japan.* Sold pk/4.



**HONDA**

- 18-4688**  
 16010-371-004  
 GL1000/L Goldwing 75-79

**18-4690**

- 16010-425-671
- 16010-461-781
- 16010-469-004
- CB750, 900, 1000, CBX

**KAWASAKI**

- 11-4972 (pk/5)**  
 92068-006  
 KL,EL250, EN450,  
 EN ER, EX500,KAF450



11-4972

**SUZUKI**

- 18-4689**  
 13357-44080  
 GN125, 400 Singles, 82-95  
 GS Series, 450, 500, 550,  
 650, 700, 750, 850, 1000,  
 1100,1150

**YAMAHA**

- 18-4689**  
 3F7-14991-00-00  
 XS650G/H  
 Special II 80-81  
 XS650SG/SH Special 80-81  
 XS650SJ/SK Heritage 82-83  
 XS1100G/H 80-81  
 XS1100LG/LH 80-81  
 XS1100SG/SH Special 80-81

SHOP EQUIP & TOOLS

HARD PARTS

CARB & FUEL

IGNITION/ELECTRICAL

CONTROL

SUSPENSION

ACCESSORIES

# (FCR) ECONOMY CARBURETOR REPAIR KITS

## K&L FCR ECONOMY CARB REBUILD KIT

**Made in Japan.** Kit includes 1 float bowl O-ring, 1 Cap Cover O-ring, 1 float needle and clip, and 4 Float Bowl Screws. (Phillips Head)  
**18-7970** FCR Economy Carb Rebuild Kit

**Kit fits the following models. Components are also available seperately.**

### HONDA - ATV

Application	Year	Bowl O-ring (pk/4)	Cap Gasket (pk/4)	Float Needle (pk/5)
TRX450R	06-09	18-6274	18-6309	18-6349
TRX450ER	06-09	18-6274	18-6309	18-6349

### HONDA - Off-Road

CRF250R	04-09	18-6274	18-6309	18-6349
CRF250X	04-09	18-6274	18-6309	18-6349
CRF450R	02-08	18-6274	18-6309	18-6349
CRF450X	05-09	18-6274	18-6309	18-6349

### KAWASAKI - Off-Road

KX250F Four Stroke	04-10	18-6274	18-6309	18-6349
KX450F Four Stroke	06-08	18-6274	18-6309	18-6349
KLX450R Four Stroke	08-09	18-6274	18-6309	18-6349

### SUZUKI - Off-Road

RM-Z250	04-09	18-6274	18-6309	18-6349
RM-Z450	05-07	18-6274	18-6309	18-6349
RM-Z450Z	05-07	18-6274	18-6309	18-6349

### YAMAHA - ATV

YFZ450S~Y	04-09	18-6274	18-6309	18-6349
-----------	-------	---------	---------	---------

### YAMAHA - Off-Road

WR250FN/FP	01-02	18-6274	18-6309	18-6349
WR250FR~FY	03-09	18-6274	18-6309	18-6349
YZ250FN/FP	01-02	18-6274	18-6309	18-6349
WR400FM	2000	18-6274	18-6309	18-6349
WR426FN/FP	01-02	18-6274	18-6309	18-6349
YZ426FM/FN/FP	00-02	18-6274	18-6309	18-6349
WR450FR~FY	03-09	18-6274	18-6309	18-6349
YZ450FR~FY	03-09	18-6274	18-6309	18-6349

SHOP EQUIP & TOOLS

HARD PARTS

CARB & FUEL

IGNITION/ELECTRICAL

CONTROL

SUSPENSION

ACCESSORIES

## K&L ECONOMY CARBURETOR REPAIR KITS

Each kit contains float bowl gasket or float bowl o-ring, float needle or float valve assembly and o-rings to rebuild one OEM carburetor body. **Made in Japan.**

**NOTE: Does not include Jets or Needles.**



18-2430



18-5111

HONDA - Street			
CMX250 - Rebel	96-06	18-4929	
CB250 Nighthawk	91-07	18-4929	
CB550F	75-77	18-2402	
CB550SC Nighthawk 550	1983	18-2430	
VT600C Shadow VLX	88-89	18-5104	
VT600C Shadow VLX	91-97	18-5104	
VT600CD Shadow VLX	93-98	18-5104	
VT600C/CD/CD2	99-03	18-4873	
CBR600F2	91-94	18-5394	
CBR600F3	95-98	18-5216	
CBR600F4	99-00	18-5216	
CB650SC Nighthawk	83-85	18-2430	
CB700SC Nighthawk	84-85	18-2430	
VF700C Magna	84-86	18-2432	
VF700F Interceptor	84-85	18-2432	
VT700C Shadow	84-86	18-5101	
VT700C Shadow	1987	18-5102	
CB750 Nighthawk	91-03	18-2430	
VF750C,CD,C2 Magna	94-03	18-5394	
VFR750F Interceptor	94-97	18-5562	
VF750C Magna	82-83	18-2431	
VF750F Interceptor	83-84	18-2432	

HONDA - Street			
VF750S Sabre	82-83	18-2431	
VT750C Shadow	1983	18-5101	
VT750C Shadow	98-00	18-9348	
VT750CD Shadow Deluxe	98-01	18-9348	
VT750CD2 Shadow Deluxe	98-01	18-9348	
VT750CD Shadow ACE	02-03	18-9348	
VT750CDD Shadow ACE	02-03	18-9348	
VT750C/CA/CD/C2/C2F	04-09	18-4928	
VT750DC Shadow Spirit	02-03	18-9348	
VT750DCA/DCB Shadow	05-07	18-9348	
PC800 Pacific Coast	89-90	18-9346	
PC800 Pacific Coast	94-98	18-9346	
VT800C Shadow	1988	18-5102	
CBR900RR	93-95	18-5216	
CBR900RR	96-99	18-5293	
CB1000	94-95	18-5394	
CBR1000F	93-96	18-5293	
VF1000F Interceptor	1984	18-5101	
VF1000R Interceptor	85-86	18-5101	
CBR1100XX Blackbird	97-98	18-5293	
VF1100C Magna	84-86	18-5101	
VF1100S Sabre	84-85	18-5101	

HONDA - Street		
VT1100C Shadow	85-86	18-5101
VT1100C Shadow	87-89	18-5102
VT1100C/C2/C3 Shadow	95-07	18-5203
VT1100D2 Shadow	1999	18-5203
VT1100T Shadow	98-01	18-5203

HONDA - ATV		
TRX250TM Recon	02-12	18-9357
TRX250 Fourtrax	97-01	18-9357
TRX250EX Sportrax	01-08	18-9357
TRX250TE Recon-Es	02-12	18-9357
TRX250X	09-12	18-9357
TRX300Fourtrax 300	93-99	18-4924
TRX300Fourtrax 300/350/400	2000	18-4923
TRX300Fourtrax 300	01-06	18-4924
TRX300X	2009	18-4924
TRX350	04-06	18-4922
TRX400FA/FGA Rancher AT	04-07	18-4922
TRX500F Foreman	01-11	18-4922
TRX650FA/FGA Rincon	03-05	18-4927

KTM - ATV Application				
Application	Year	Bowl O-ring (pk/4)	Cap Gasket (pk/4)	Float Needle (pk/5)
450 SX-F	09-10	18-6274	18-6309	18-6349
450 XC	08-10	18-6274	18-6309	18-6349
505 SX-F	09-10	18-6274	18-6309	18-6349
525 XC	08-10	18-6274	18-6309	18-6349

KTM - Dual Sport/Offroad				
250 SX-F	06-10	18-6274	18-6309	18-6349
250 XC-F, XCF-W	08-10	18-6274	18-6309	18-6349
400 EXC-G	06-07	18-6274	18-6309	18-6349
400 XC-W	09-10	18-6274	18-6309	18-6349
450 EXC, EXC-R	07-10	18-6274	18-6309	18-6349
450 SMR	07-09	18-6274	18-6309	18-6349
450 SX-F	07-10	18-6274	18-6309	18-6349
450 XC-F	08-10	18-6274	18-6309	18-6349
505 SX-F	08-09	18-6274	18-6309	18-6349
505 XC-F	08-09	18-6274	18-6309	18-6349
530 EXC USA, EXC-R USA	08-10	18-6274	18-6309	18-6349
560 SMR	2007	18-6274	18-6309	18-6349

## FCR MIDDLE BODY O-RING KIT

Includes: replacement O-rings & screws for the mid-body on many versions of the FCR series carbs.

**Note: No O.E. parts numbers are available for these FCR mid-body O-rings. Match the photo of our kit parts to your original to verify fitment.**

4 O-Rings,  
(2)Torx 3 x 6, (4) Torx 4 x 6  
**18-7968**






## K&L ECONOMY CARBURETOR REPAIR KITS

Each kit contains float bowl gasket or float bowl o-ring, float needle or float valve assembly and o-rings to rebuild one OEM carburetor body.  
**Made in Japan.**

**NOTE: Does not include Jets or Needles.**



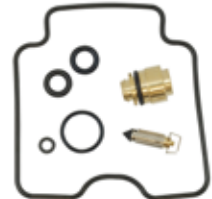
18-2639



18-2458



18-5064



18-5059



### HARLEY- DAVIDSON®

H-D® Big twin & Sportster w/ Keihin carburetor	79-89	<b>18-0583</b>
H-D® Big twin & Sportster w/ CV carburetor	88-06	<b>18-0584</b>

### KAWASAKI - Street

EL250B2/B3 Eliminator	88-89	<b>18-2639</b>
EL250E1~E4 HS Eliminator	91-94	<b>18-2639</b>
EX250E1/E2 Ninja 250R	86-87	<b>18-2639</b>
EX250F Ninja	88-07	<b>18-2639</b>
EX250J Ninja	08-12	<b>18-2639</b>
KZ440A1/A2/A3/A4 LTD	80-83	<b>18-2458</b>
KZ440B1/B2	80-81	<b>18-2458</b>
KZ440D1~D5 LTD Belt	80-83	<b>18-2458</b>
KZ440G1 LTD	1982	<b>18-2458</b>
EN450A1~A6 454 LTD	85-90	<b>18-2639</b>
EN500A1~A7 Vulcan 500	90-96	<b>18-2639</b>
EN500C Vulcan 500 LTD	96-09	<b>18-2639</b>
EX500A1~A7	87-93	<b>18-2639</b>
EX500D1~D12 Ninja 500R	94-05	<b>18-2639</b>
ZR550B Zephyr	90-93	<b>18-2639</b>
ZL600A Eliminator	86-87	<b>18-2639</b>
ZX600A Ninja 600R	85-87	<b>18-2639</b>
ZX600B1 Ninja 600RX	1987	<b>18-2639</b>
ZX600C1~C10 Ninja 600R	88-97	<b>18-2639</b>
ZX600D1/D2/D3/D4 ZX-6	90-93	<b>18-9337</b>
ZX600E1~E10 Ninja ZX-6	93-02	<b>18-9337</b>
ZX600E11/E12 ZZR600	03-04	<b>18-9337</b>
ZX600F Ninja ZX-6R	95-97	<b>18-9340</b>
ZX600G1/G2 Ninja ZX-6R	98-99	<b>18-5586</b>
ZX600J1~J3 Ninja ZX-6R	00-02	<b>18-5586</b>
ZX600J4~J8 ZZR600	05-08	<b>18-5586</b>
EJ650A W650	00-01	<b>18-9360</b>
ZN700A1/A2 LTD	84-85	<b>18-2452</b>
KZ750E1/E2/E3	80-82	<b>18-2452</b>
KZ750F1LTD	1983	<b>18-2452</b>
KZ750H1/H2/H3/H4 LTD	80-83	<b>18-2452</b>
KZ750N1/N2 Spectre	82-83	<b>18-2452</b>
ZR750C1/C2/C3 ZR750	91-93	<b>18-2639</b>
ZX750F1~F4 Ninja 750R	87-90	<b>18-2639</b>
ZX750H1/H2 Ninja ZX-7	89-90	<b>18-9338</b>
ZX750J1/J2 Ninja ZX-7	91-92	<b>18-9338</b>
ZX750L1/L2/L3 Ninja ZX-7	93-95	<b>18-9338</b>
ZX750P1~P8 Ninja ZX-7R	96-03	<b>18-9338</b>
ZL900A1/A2 Eliminator	85-86	<b>18-2639</b>
ZX900A1/A2/A3 Ninja	84-86	<b>18-2639</b>
ZX900B1~B4 Ninja ZX-9R	94-97	<b>18-9338</b>
ZX900C1/C2 Ninja ZX-9R	98-99	<b>18-9339</b>
ZX900F1/F2 Ninja ZX-9R	02-03	<b>18-9339</b>
ZG1000A1~A20 Concours	86-06	<b>18-2639</b>
ZL1000A1 Eliminator	1987	<b>18-2639</b>
ZX1000A1/A2 Ninja 1000R	86-87	<b>18-2639</b>

### KAWASAKI - Street

ZX1000B Ninja ZX-10	88-90	<b>18-9338</b>
ZR1100A1~A4 ZR1100	92-95	<b>18-2639</b>
ZR1100C ZRX1100	99-00	<b>18-9342</b>
ZX1100C1~C4 Ninja ZX-11	90-93	<b>18-9339</b>
ZX1100D1~D9 Ninja ZX-11	93-01	<b>18-9339</b>
ZX1100E/F GPz1100	95-97	<b>18-9342</b>
ZR1200A ZRX1200R	01-05	<b>18-9342</b>
ZX1200C1~C3 ZZR1200	02-05	<b>18-9339</b>
ZG1200A1 Voyager XII	1986	<b>18-2639</b>
ZG1200B1~B17 Voyager XII	87-03	<b>18-2639</b>
VN1500D/E Vulcan1500 Classic	96-04	<b>18-9360</b>
VN1500G Vulcan1500 Drifter	99-01	<b>18-9360</b>

### KAWASAKI - ATV

KEF300A/B Lakota 300	95-03	<b>18-2639</b>
KLF300A/B/C Bayou	86-04	<b>18-2639</b>
KVF300A/B Prairie	99-02	<b>18-2639</b>
KVF360A/B/C Prairie 360	03-04	<b>18-2639</b>
KSF400A1/A2/A3 KFX400	03-05	<b>18-9314</b>
KVF650 Prairie	02-03	<b>18-4933</b>
KVF650 Brute Force	05-11	<b>18-4933</b>
KSV700A/B/C KFX700	04-09	<b>18-4933</b>
KVF700 Prairie	04-06	<b>18-4933</b>
KRF750 Teryx	2008	<b>18-4933</b>
KVF750A/B/C Brute Force	05-07	<b>18-4933</b>

### KAWASAKI - Dual Sport/Offroad

KLX250D KLX250R	94-96	<b>18-2639</b>
KL250 KLR250	85-05	<b>18-2639</b>
KLX250S	06-07	<b>18-2639</b>
KLX250S	09-10	<b>18-2639</b>
KLX250SF	09-10	<b>18-2639</b>
KLX300A2~A10 KLX300R	97-05	<b>18-2639</b>

### POLARIS - ATV

250 Scrambler	85-86	<b>18-9386</b>
250 Cyclone	1987	<b>18-9386</b>
250 Trail Boss	85-99	<b>18-9386</b>
250 Trail Boss 4X4	87-92	<b>18-9386</b>
250 Trail Boss 2X4	88-93	<b>18-9386</b>
250 Big Boss 4X6/6x6	89-92	<b>18-9386</b>
250 Trail Blazer	90-01	<b>18-9386</b>
250 Big Boss 6X6	91-93	<b>18-9386</b>
250 2X4/4X4/6X6	1993	<b>18-9386</b>
300 2X4/4X4/6X6	94-95	<b>18-9386</b>
300 Xplorer	96-01	<b>18-9386</b>
300 Xpress	96-99	<b>18-9386</b>
350L Trail Boss 2X4/4X4	90-93	<b>18-9386</b>
350L 2X4/4X4/6X6	1993	<b>18-9386</b>
400 Xpress	96-97	<b>18-9386</b>

### SUZUKI - Street

GZ250	99-09	<b>18-5059</b>
DR-Z400S Dualsport	02-12	<b>18-5120</b>
DR-Z400SM Supermoto	05-09	<b>18-5120</b>
GS500E	89-00	<b>18-9310</b>
GS500F	04-09	<b>18-5059</b>
GSF600S Bandit	96-03	<b>18-2639</b>
GSX-R600V/W/X/Y	97-00	<b>18-9308</b>
GSX600F Katana	88-89	<b>18-5066</b>
GSX600F Katana	90-97	<b>18-5060</b>
GSX600F Katana	98-06	<b>18-5061</b>
RF600R	93-95	<b>18-9306</b>
LS650 Savage	86-88	<b>18-5064</b>
LS650 Savage	95-12	<b>18-5064</b>
SV650/S	99-02	<b>18-5068</b>
VS700 Intruder(Front)	86-91	<b>18-5049</b>
VS700 Intruder(Rear)	88-89	<b>18-5050</b>
GSX750F Katana	89-97	<b>18-5060</b>
GSX750F Katana	98-06	<b>18-5082</b>
GSX-R750L*	91-95	<b>18-9311</b>
<b>*49 state only, not for California models.</b>		
GSX-R750T/V	96-97	<b>18-9308</b>
GSX-R750	88-90	<b>18-9309</b>
VS750 Intruder(Front)	86-91	<b>18-5049</b>
VS750 Intruder(Rear)	88-89	<b>18-5050</b>
VL800 Volusia	01-04	<b>18-5113</b>
VS800GL Intruder/S50(Front)	92-09	<b>18-5106</b>
VS800GL Intruder/S50(Rear)	92-09	<b>18-5107</b>
VX800 (Front)	90-93	<b>18-5124</b>
VX800 (Rear)	90-93	<b>18-5125</b>
VZ800 Marauder/M50(Front)	97-04	<b>18-5106</b>
VZ800 Marauder/M50(Rear)	97-04	<b>18-5107</b>
RF900R	93-96	<b>18-9306</b>
GSX1100F Katana	88-93	<b>18-9336</b>
GSX1100GM/GN/GP Shaft	91-93	<b>18-9310</b>
GSX-R1100G/H/J	86-88	<b>18-5066</b>
GSX-R1100WP/WR	93-94	<b>18-9327</b>
GSX-R1100W	95-98	<b>18-5090</b>
GSF1200 Bandit	97-00	<b>18-5090</b>
GSF1200 Bandit	01-06	<b>18-5082</b>
VS1400 Intruder (Front)	87-92	<b>18-5124</b>
VS1400 Intruder (Rear)	87-92	<b>18-5125</b>
VS1400 Intruder/S83(Front)	93-09	<b>18-5106</b>
VS1400 Intruder/S83(Rear)	93-09	<b>18-5107</b>
VL1500 Intruder	98-04	<b>18-9308</b>



SHOP EQUIP & TOOLS

HARD PARTS

CARB & FUEL

IGNITION/ELECTRICAL

CONTROL

SUSPENSION

ACCESSORIES

# CARBURETOR REPAIR KITS - ECONOMY

SHOP EQUIP & TOOLS



18-2437



18-5229



18-5109

HARD PARTS



18-2552



18-5111



18-5189

CARB & FUEL

### SUZUKI - ATV

LT250R Quadracer	85-92	<b>18-2437</b>
LT-F250 2WD	01-02	<b>18-4916</b>
LT-F250F 4WD	00-02	<b>18-4916</b>
LT-Z250 Quadsport	04-09	<b>18-4935</b>
LT-F300F 4WD	00-02	<b>18-4916</b>
LT-F400F Eiger 4WD	02-10	<b>18-4940</b>
LT-Z400K Quadsport	03-05	<b>18-9314</b>
LT-A500F	98-02	<b>18-4914</b>
LT-F500F	03-07	<b>18-4910</b>
LT-V700F Twin Peaks	04-05	<b>18-4933</b>

### SUZUKI - Dual Sport/Offroad

RM125E/F/G	84-86	<b>18-2437</b>
RM125K/L/M/N/P	89-93	<b>18-2552</b>
RM250K/L/M/N	89-92	<b>18-2552</b>
RMX250K/L/M/N	89-92	<b>18-2552</b>
DR250S Dual Sport	90-93	<b>18-9310</b>
DR250SE Dual Sport	94-95	<b>18-9310</b>
DR350S Dual Sport	90-93	<b>18-9310</b>
DR350SE Dual Sport	94-99	<b>18-9310</b>
DR350 Calif (E33)	97-99	<b>18-9310</b>
DR-Z400S Dualsport	02-12	<b>18-5120</b>
DR-Z400SM Supermoto	05-09	<b>18-5120</b>

IGNITION/ELECTRICAL

CONTROL

SUSPENSION

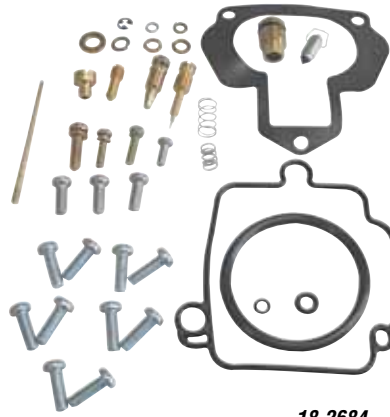
ACCESSORIES



18-4847

### YAMAHA - Street

XV250 Route 66	88-90	<b>18-5171</b>
XV250 Virago	95-07	<b>18-5171</b>
XV250 V-Star	08-12	<b>18-5171</b>
XV535 Virago	89-01	<b>18-4847</b>
XJ550 Maxim/Seca	81-83	<b>18-5099</b>
FJ600L/LC/N/NC	84-85	<b>18-5105</b>



18-2684

### YAMAHA - Street

FZR600	89-99	<b>18-5229</b>
XJ600 SecaII	93-98	<b>18-5129</b>
YZF600R	97-07	<b>18-5578</b>
XJ650 Maxim/Seca	80-83	<b>18-5111</b>
XVS650 V-Star	97-11	<b>18-5171</b>
FZ700	1987	<b>18-5204</b>
FZX700 Fazer	85-86	<b>18-5204</b>
XJ700N Maxim (Hitachi carbs)	85-86	<b>18-5111</b>
FZ750	85-86	<b>18-5204</b>
FZ750	1988	<b>18-5204</b>
XJ750 Maxim/Seca	82-83	<b>18-5111</b>
XV750 Virago	88-97	<b>18-5185</b>
TDM850	92-93	<b>18-5184</b>
FZR1000	89-95	<b>18-5184</b>
FZS1000 Fazer FZ1	01-05	<b>18-5189</b>
YZF-R1	98-01	<b>18-5582</b>
XV1100 Virago	88-99	<b>18-5185</b>
XVS1100 V-Star	99-06	<b>18-5192</b>
FJ1100 L/LC/N/NC	84-87	<b>18-5109</b>
FJ1200S/SC/T/TC	86-87	<b>18-5109</b>
FJ1200S/SC/T/TC	88-92	<b>18-5201</b>
V-Max1200	85-07	<b>18-2879</b>
XVZ1300 Venture	86-93	<b>18-2879</b>
XV1600 Road Star	99-03	<b>18-5188</b>
XV1700 Road Star	04-07	<b>18-5188</b>

### YAMAHA - ATV / SxS

YFM125R Raptor	11-12	<b>18-2671</b>
YFM250R Raptor	08-12	<b>18-2671</b>
YFM250X Beartracker 2WD	99-04	<b>18-9343</b>
YFM350 Bruin	04-05	<b>18-9358</b>
YFM350A/FA 2WD/4WD	04-06	<b>18-9358</b>
YFM350F Wolverine	96-05	<b>18-9343</b>
YFM350FWB Big Bear 4WD	97-99	<b>18-9343</b>
YFM350FX Wolverine	96-05	<b>18-9343</b>
YFM350G/FG 2WD/4WD	07-11	<b>18-9358</b>
YFM350U Big Bear 2WD	1999	<b>18-9343</b>
YFM350X Wolverine 2WD	06-07	<b>18-9358</b>
YFM400 Big Bear 2WD	00-04	<b>18-9358</b>
YFM400A Kodiak 2WD	00-04	<b>18-9358</b>
YFM400F Big Bear 4WD	00-11	<b>18-9358</b>
YFM400FA Kodiak 4WD	00-06	<b>18-9358</b>
YFM400FG Grizzly	07-08	<b>18-9358</b>
YFM400FW Kodiak 4WD	93-95	<b>18-2684</b>
YFM400FW Kodiak	1999	<b>18-9358</b>
YFM450F Kodiak	03-06	<b>18-9358</b>
YFM450FG Grizzly	08-11	<b>18-9358</b>
YFM450FX Wolverine	06-10	<b>18-9358</b>
YXR450 Rhino	06-08	<b>18-9390</b>
YFM600F Grizzly	98-01	<b>18-9387</b>
YFM660F Grizzly	02-06	<b>18-9353</b>
YFM660R Raptor 660R	01-06	<b>18-9344</b>
YXR660 Rhino	04-07	<b>18-9391</b>


### YAMAHA - Dual Sport/Offroad

YZ85	02-11	<b>18-2531</b>
TTR125/L	08-14	<b>18-9345</b>
YZ125W/A/B/D1/E1	89-93	<b>18-2552</b>
TTR225	99-04	<b>18-9343</b>
XT225 Serow	92-00	<b>18-9343</b>
XT225	01-07	<b>18-9343</b>
WR250ZB	1991	<b>18-2552</b>
YZ250W	89-93	<b>18-2552</b>
XT600 Dual Sport	90-95	<b>18-5144</b>

## K&L "PRO" CARB REPAIR KITS

Each kit contains all necessary gaskets, o-rings, float valve assembly or float needle and jets to rebuild one OEM carburetor body. *Made in Japan.*

**IMPORTANT NOTE:** Many kits have multiple applications but the jets and jet needles provided may not be the right sizes for the application. *Always check and verify all jet sizes before installation.*



18-2575



18-9272



18-4190

### HONDA - Street

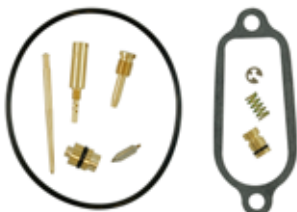
CB175K6/K7 Super Sport	72-73	<b>18-2412</b>
CL175K6/K7 Scrambler	72-73	<b>18-2412</b>
CB/CL350K/K1~K4/G	68-73	<b>18-2416</b>
CB350F/F1 (4-cylinder)	72-74	<b>18-2417</b>
CB360G (2-cylinder)	1974	<b>18-2418</b>
CB450K1~K4 Super Sport	68-71	<b>18-2419</b>
CL450K2/K3/K4 Scrambler	69-71	<b>18-2419</b>
CB500/K1/K2 (4 cylinder)	71-73	<b>18-2420</b>
CX500	78-79	<b>18-2571</b>
CX500C Custom	1979	<b>18-2571</b>
CX500D Deluxe	1979	<b>18-2571</b>
CB550K0/K1	74-75	<b>18-2422</b>
CB550K	1976	<b>18-2422</b>
CB650 (CV Carbs)	81-82	<b>18-2572</b>
CB750A	76-78	<b>18-2426</b>
CB750C Custom	80-81	<b>18-2554</b>
CB750K3/K4/K5	73-75	<b>18-2421</b>
CB750K	1979	<b>18-2573</b>
CB750K	80-82	<b>18-2554</b>
CB750L LTD	1979	<b>18-2573</b>
CB900F Super Sport	81-82	<b>18-2574</b>
CBX1000 (six cylinder)	81-82	<b>18-2570</b>
GL1000	1975	<b>18-2907</b>
GL1000 Goldwing	1976	<b>18-2910</b>
GL1000L Goldwing LTD	1976	<b>18-2910</b>
GL1000 Goldwing	1977	<b>18-2911</b>
GL1000 Goldwing	78-79	<b>18-2576</b>
GL1100 Goldwing	80-83	<b>18-2575</b>
GL1100A Aspencade	82-83	<b>18-2575</b>
GL1100I Interstate	80-83	<b>18-2575</b>
GL1200 Goldwing	1984	<b>18-4345</b>
GL1200A Goldwing	84-85	<b>18-4345</b>
GL1200I Goldwing	84-85	<b>18-4345</b>
GL1500 Goldwing	88-91	<b>18-2688</b>
GL1500 Goldwing	92-94	<b>18-2689</b>
GL1500 Goldwing	95-98	<b>18-2690</b>

### HONDA - ATV

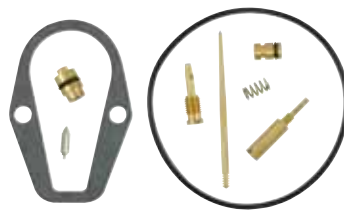
ATC70	78-85	<b>00-2439</b>
ATC90	70-78	<b>00-2440</b>
ATC110	79-83	<b>00-2441</b>
ATC125M	84-85	<b>18-4197</b>
ATC185/S	80-83	<b>00-2442</b>
ATC200/E/M	82-84	<b>00-2443</b>
ATC200S	84-86	<b>18-4190</b>
ATC250ES/SX	1985	<b>18-4192</b>
ATC250ES Big Red	86-87	<b>18-2553</b>
ATC250SX	86-87	<b>18-2553</b>
FL250R Odyssey	77-84	<b>00-2438</b>
TRX250 Fourtrax 250	86-87	<b>18-2553</b>
TRX250	1985	<b>18-4194</b>
TRX250/ES	97-02	<b>18-4178</b>
TRX250X Fourtrax 250X	87-92	<b>18-4924</b>
TRX300 Fourtrax 300	88-91	<b>18-9270</b>
TRX300EX Fourtrax 300EX	93-08	<b>18-4924</b>
<b>18-9272 does not work on Calif. applications</b>		
TRX300FW Fourtrax 300 4x4	88-91	<b>18-9270</b>
TRX300FW Fourtrax(2 & 4WD)	92-00	<b>18-9304</b>
ATC350X	1985	<b>18-2446</b>
TRX350 Fourtrax 4x4, Foreman	86-89	<b>18-9307</b>
TRX350 Rancher	00-03	<b>18-0384</b>
TRX400EX Fourtrax 400EX	99-03	<b>18-9312</b>
TRX400FW Fourtrax Foreman	95-01	<b>18-9305</b>
TRX450S/ES Fourtrax Foreman	98-01	<b>18-9313</b>

### HONDA - Dual Sport/Offroad

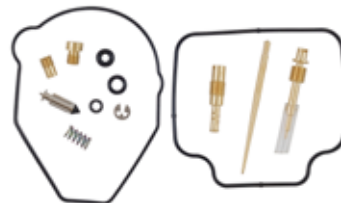
Z-50A/AK1/AK2	68-71	<b>18-2405</b>
Z-50R	92-99	<b>18-5644</b>
Z-50R	00-03	<b>18-5643</b>
CRF50F	04-12	<b>18-5643</b>
XR70R	97-03	<b>18-5648</b>
CRF70F	04-12	<b>18-5647</b>
XR75K1/K2	73-75	<b>18-2406</b>
XR80	79-84	<b>18-5652</b>
XR80R	84-86	<b>18-5652</b>
XR80R	87-99	<b>18-5651</b>
CRF80F	06-12	<b>18-5649</b>
CR80R	96-02	<b>18-2587</b>
CR85R/CR85R "Expert"	03-04	<b>18-2514</b>
CR85R/CR85R "Expert"	05-07	<b>18-2515</b>
CT90K0	66-68	<b>18-2408</b>
XR100R	01-02	<b>18-5658</b>
CRF100F	03-05	<b>18-5658</b>
CRF100F	06-12	<b>18-5657</b>
XR400R	96-97	<b>18-2533</b>
XR400R	98-04	<b>18-2541</b>



18-2417



18-2422



18-2553



18-2405



18-2420



00-2439

**Gear Up for Profit™**  
[www.klsupply.com](http://www.klsupply.com)

SHOP EQUIP & TOOLS

HARD PARTS

CARB & FUEL

IGNITION/ELECTRICAL

CONTROL

SUSPENSION

ACCESSORIES

# CARBURETOR REPAIR KITS - PRO SERIES

## K&L "PRO" CARB REPAIR KITS

Each kit contains all necessary gaskets, o-rings, float valve assembly or float needle and jets to rebuild one OEM carburetor body. **Made in Japan.**  
**IMPORTANT NOTE:** Many kits have multiple applications but the jets and jet needles provided may not be the right sizes for the application.  
**Always check and verify all jet sizes before installation.**

SHOP EQUIP & TOOLS

HARD PARTS

CARB & FUEL

IGNITION/ELECTRICAL

CONTROL

SUSPENSION


ACCESSORIES



18-2447



18-2685



18-2589

### KAWASAKI - Street

KZ400A2/B1/C1	1978	18-2447
KZ400D4	1977	18-2447
H1500/A/B/C (2-strk triple)	69-72	18-2449
KZ550A1/A2/A3	80-82	18-2462
KZ550A4	1983	18-2461
KZ550C1/C2/C3/C4 LTD	80-83	18-2462
KZ550D1 GPz	1981	18-2462
KZ550F1/F2 Spectre & LTD	83-84	18-2461
KZ550H1/H2 GPz	82-83	18-2461
KZ550M Ltd	1984	18-2461
ZX550A1/A2 GPz	84-85	18-2461
KZ650B1/B2/B2A	77-78	18-2429
KZ650C1/C2 Custom	77-78	18-2429
KZ650D1/D1A SR	1978	18-2429

### KTM- Offroad (2-Stroke)

KTM 85 SX	03-11	18-2454
KTM 125 SX	98-00	18-2471
KTM 125 SMXC/EXCX	98-04	18-2471
KTM 200 SMXC/EXCX	02-04	18-2471
KTM 250 SX	03-06	18-2498
KTM 250 XC/XC-W	2006	18-2498
KTM 300 MXC/XC/XC-W	04-06	18-2505

### POLARIS - ATV

250 Series, 2 & 4WD	89-99	18-0392
300 Series, 2 & 4WD	94-95	18-0393
350 Series, 2 & 4WD	92-93	18-0396
400 Series, 2 & 4WD	94-95	18-0397

### SUZUKI - Street

GS550B/C/EC	77-78	18-2585
GS550ET/LT/LX/LZ	80-82	18-2589
GS550MZ	1982	18-2589
GS550TX	1981	18-2589
GS650GX/GZ/GD	81-83	18-2584
GS650GLX/GLZ/GLD	81-83	18-2584
GS650MD Katana	1983	18-2584
GS750B/C/EC/N/EN/LN	77-79	18-2466
GS750ET/EX/EZ	80-82	18-2592
GS750LT/LX	80-81	18-2592
GS750TZ/TD	82-83	18-2592
GT750L/M/A/B 2-stroke	74-77	18-2465
GS850GT/GX/GZ/GD	80-83	18-2591
GS850GL	80-83	18-2591
GS1000C/EC/N/EN	78-79	18-2583
GS1000GT/GLT/GX/GLX	80-81	18-2582
GS1000ET/ST	1980	18-2582
GS1100E	80-83	18-2590
GS1100GZ/GLZ/GD/GLD	82-83	18-2590
GS1100GKZ/GK2/GKD	82-83	18-2590
GS1100LT	1980	18-2590

### KAWASAKI - Dual Sport/Offroad

KX80L3/N3 "Big Wheel"	91-97	18-2527
KX80W1-W3 "Big Wheel"	98-00	18-2529
KLX125A/B	03-05	18-9329

### SUZUKI - Dual Sport/Offroad

DR-Z125/L	03-05	18-9329
-----------	-------	---------

### KAWASAKI - ATV

KSF80A1/A2/A3 KFX80	03-05	18-9335
KLF220A Bayou 4x4	88-97	18-9278
KLF250A Bayou 4x4	04-11	18-9293
KSF250A1~A16 Mojave	87-02	18-2685
KLF400 Bayou	93-99	18-0385

### SUZUKI - ATV


LT80 Quadrunner	96-04	18-9335
ALT/LT125	83-87	18-4198
LTF230G/H	86-87	18-2679
LT230 Quadrunner	85-88	18-2679
LTF250 LT4WD	90-96	18-0387
LT4WD King Quad	91-98	18-0388



18-2466



18-2592



18-2590



18-9329



18-2585

**Toll Free: 800-727-6767**

SHOP EQUIP & TOOLS

HARD PARTS


CARB & FUEL

IGNITION/ELECTRICAL


CONTROL

SUSPENSION

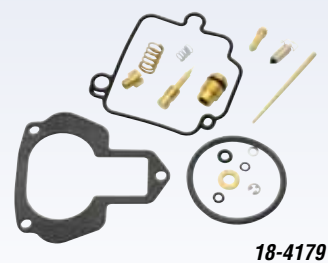
ACCESSORIES



18-5230



18-2684




18-4179

## K&L "PRO" CARB REPAIR KITS

Each kit contains all necessary gaskets, o-rings, float valve assembly or float needle and jets to rebuild one OEM carburetor body. *Made in Japan.*

**IMPORTANT NOTE:** Many kits have multiple applications. The jets and jet needles provided may not be the right sizes for your application. **Always check and verify all jet sizes before installation.**



18-2433



18-2579

### YAMAHA - Street

RD350/A/B	73-75	18-2445
XS1/XS1B-650	70-71	18-2433
XV700L/LC/N/NC Virago	84-85	18-2414
XV700S/SC/T/TC Virago	86-87	18-2414
XS750D/2D (triple)	1977	18-2579
XS750E/SE/F/SF (triple)	78-79	18-2662
XV750H/J/K Virago	81-83	18-2577
XV750MK Midnight	1983	18-2577
XV750U Virago	88-95	18-2599
XV750H Virago	96-97	18-2599
XS850G/H (triple)	80-81	18-5112
XS850LG/LH Midnight	80-81	18-5112
XS850SG/SH Special	80-81	18-5112
XV920J Virago	1982	18-2578
XV920RH/RJ	81-82	18-2578
XV1000L Virago	84-85	18-5230
XS1100E	1978	18-2555
XS1100SE Special	1978	18-2555
XS1100F	1979	18-2581
XS1100SF Special	1979	18-2581
XS1100LG/LH Special	80-81	18-2606
XS1100SG Special	1980	18-2559
XS1100SH Special	1981	18-2606
XV1100S/SC/T/TC Virago	86-87	18-2409
XV1100U/UC~L/LC Virago	88-99	18-2596
XV1100SH/SHC/SJ/SJC	96-97	18-2596
XV1100SK Virago	1998	18-2596

### YAMAHA - Dual Sport/Offroad

YZ85	02-11	18-2531
TT-R125 /L	00-07	18-9331

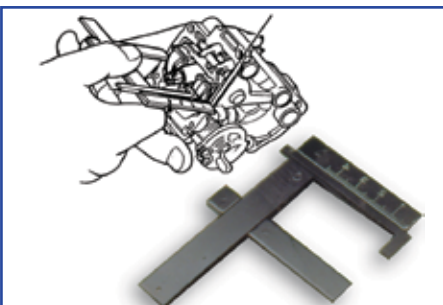


18-4199

### YAMAHA - ATV

YFM80	92-04	18-4199
YFA-1 Breeze	91-99	18-2638
YFA-1 Breeze (49 State)	00-04	18-2638
YFA-1 Breeze (Calif models)	00-04	18-2640
YFM125G Grizzly	04-06	18-2640
YFM125G Grizzly	07-13	18-2594
YFS200 Blaster	88-05	18-2658
YFM200	86-89	18-4203
YFB250 Timberwolf	92-00	18-2686
YFM250W/A/B Moto-4	89-91	18-2686
YFM350ER	89-93	18-4179
YFM350ERT Moto-4	87-95	18-2684
YFM350FW Big Bear 4WD	89-97	18-2684
YFM350R Raptor	04-11	18-2687
YFM350X Warrior	88-02	18-0389
YFZ350 Banshee	87-05	18-2691
YFM400 Big Bear 400	00-06	18-4207
YFM400F Kodiak 400	96-98	18-4205
YFM660R Raptor*	01-04	18-4212

\*18-4212 includes components to rebuild Two carburetors



### FLOAT LEVEL GAUGE

For measuring float level height between the float and carburetor gasket surface. Adjustable to fit most carburetors.

35-9123 Float Level Gauge



### MIKUNI CARB REBUILD KITS

Genuine Mikuni carb rebuild kits contain all necessary gaskets, diaphragms, o-rings, washers, check valve and spring to completely overhaul Mikuni BN38/44 mm and Super BN carburetors. *Made in Japan.*

**98-8524** For Mikuni BN38/44mm carbs  
Fits Kawasaki JS440 (77-92) and JS550 (82-90) Fits Yamaha 500/650 (through 1989) and 650 LX (1990)

**98-4166** For Mikuni Super BN carbs.  
Fits Yamaha 500/650 (1990 on)

### MIKUNI "TMX" CARBURETOR REBUILD KIT



18-2552


**18-2552** TMX35/TMX38 "Flat Slide" Carbs\*

**Note:** \*18-2552 has no jets, float needle or needle valve assembly - **O-Rings only.** See page 228 for float valve assy.



# CARBURETOR FLOAT & PIN KITS

SHOP EQUIP & TOOLS



HARD PARTS

## K&L CARBURETOR FLOAT & PIN KIT

Carb Float and Carb Float Pin. *Made in Japan.* Sold as a 2 piece set.

### KAWASAKI - Street

<b>18-2609</b>	16031-1013	Carb Float	Mikuni Carbs
	16032-008	Carb Float Pin	
KZ650H2/H3 CSR			82-83
KZ700A1			1984
KZ750K1/K2 LTD (2-cylinder)			83-84
KZ750L3			1983
KZ750M1 CSR (2-cylinder)			1982
KZ750R1 GPz			1982
ZX750A1/A2/A3 GPz			83-85
KZ1000J1/J2/J3			81-83
KZ1000K1/K2 LTD			81-82
KZ1000M1/M2 CSR			81-82
KZ1000P1~P21 Police			82-02
KZ1000P24 Police			2005
KZ1000R1/R2 Replica			82-83
KZ1100A1/A2/A3 Shaft			81-83
KZ1100D1/D2 Spectre			82-83
KZ1100L1 LTD			1983
ZN1100B1/B2 LTD Shaft			84-85

CARB & FUEL

IGNITION/ELECTRICAL

### SUZUKI - Street

<b>18-2609</b>	13250-44080	Carb Float	Mikuni Carbs
	13254-92311	Carb Float Pin	
GS250TT/TX			80-81
GS300LZ/LD			82-83
GS300LF			1985
GS450ED			1983
GS450GAZ/GAD Automatic			82-83
GS450GAF Automatic			1985
GS450LD			1983
GS450LF/LG/LH/LJ			85-88
GS450TXD			1983
GS550ET			1980
GS550LT/LX/LZ			80-82
GS550MZ			1982
GS550TX			1981
GR650D/XD Tempter			83-84
GS650EX/EZ			81-82
GS650GX/GZ/GD			81-83
GS650GLX/GLZ/GLD			81-83
GS650MD Katana			1983
GS700EF/ESF			1985
GS750ET/EX/EZ			80-82
GS750ED/ESD			1983
GS750LT/LX			80-81
GS750SD Katana			1983
GS750TZ/TD			82-83
GS850GT/GX/GZ/GD			80-83
GS850GLT/GLX/GLZ/GLD			80-83
GS1000ET			1980
GS1000GT/GX			80-81
GS1000GLT/GLX			80-81
GS1000ST			1980
GS1000SZ Katana			1982
GS1100ET/EX/EZ			80-82

CONTROL

SUSPENSION

ACCESSORIES

### SUZUKI - Street

<b>18-2609</b>	13250-44080	Carb Float	Mikuni Carbs
	13254-92311	Carb Float Pin	
GS1100ED/ESD			1983
GS1100GKZ/GK2/GKD/GKE			82-84
GS1100GLZ/GLD			82-83
GS1100LT			1980
GS1100SD			1983
GS1150ES3/ESE/EF/ESF/EF2/EG/ESG			83-86

### YAMAHA - Street

<b>18-2632</b>	5Y1-14385-00-00	Carb Float	TK (Tekei) Carbs
	6E5-14386-01-00	Carb Float Pin	
XC125N/NC/T/TC Riva			85-87
XC125U/W Riva			88-89
XC125B/D/E Riva			91-93
XC125ZS/ZSC/ZT/ZTC/ZU/ZW/ZA Riva			86-00
XC200T/U/W Riva			87-89
XC200ZCT Riva			1987
XC200ZU/ZW/ZA/ZB Riva			88-91
XT250L/LC Dual Sport			1984
XT350N/NC~M/MC Dual Sport			85-99
XT550J/K Dual Sport			82-83
SRX600S/SC			1986
XT600L/LC~W/WC Dual Sport			84-89

<b>18-2607</b>	2VA-14185-00-00	Carb Float	Mikuni Carbs
	537-14186-00-00	Carb Float Pin	
XT225D/DC/E/EC/F/FC/G/GC Serrow			92-95
XT225H/HC/J/JC/K/KC/L/LC/M/MC Serrow			96-00
XT225N/NC/P/PC/R/RC/S/SC/T/TC			01-05
XV750U/UC~G/GC Virago			88-95
XV750H1/H1C/J1/J1C Virago			96-97
XV1100U/UC~L/LC Virago			88-99
XV1100SH/SHC~SK/SKC Virago			96-98

<b>18-2609</b>	3H5-14185-00-00	Carb Float	Mikuni Carbs
	537-14186-00-00	Carb Float Pin	
SR250G/H/J Exciter			80-82
SR250TH Exciter II			1981
XS400J/K Maxim			82-83
XS400RJ/RK Seca			82-83
FJ600L/LC/N/NC			84-85
XS650H Special II			1981
XS650SH Special			1981
XS650SJ/SK Heritage Special			82-83
XJ700XN/XNC/XS/XSC Maxim X (Mikuni carbs)			85-86
<b>Note: Does not work on XJ700N/NC/S/SC Maxim applications (85-86) with Hitachi carbs. Check carb body for identification.</b>			
XJ900RK Seca			1983
FJ1100L/LC/N/NC			84-85
XJ1100J Maxim			1982
XS1100H			1981
XS1100LH Midnight Special			1981
XS1100SH Special			1981
FJ1200S/SC/T/TC			86-87
FJ1200W/WC/A/AC/B/BC/D/DC			89-92
FJ1200AD/ADC/AE/AEC (ABS)			92-93



18-2602



18-2607



18-2632


### YAMAHA - ATV

18-2602	21V-14185-00-00 Carb Float	Mikuni Carb
	127-14186-00-00 Carb Float Pin	
YFA1W	Breeze	1989
YFA1B/D/E/F/G/H/J/K	Breeze	91-98
YFA1N/NC/P/PC/R/RC/S/SC	Breeze	01-04
YFM125S/GT	Grizzly 125	04-11
YFM125GHT	Grizzly 125 Hunter	2005
YFU1W/TW	Pro Hauler	1989
YFM200N/DX	Moto-4	85-89
YTM200K/L/N	Tri-Moto	83-85
YTM200EK/EL	Tri-Moto	83-84
YTM200ERN	Tri-Moto	1985
YFM225S/T/U	Moto-4	86-88
YTM225DX/DR	Tri-Moto	83-86
YFB250D/E/F/G/H	Timberwolf	92-96
YFB250FW	Timberwolf	94-00
YFB250UH/UJ/UK	Timberwolf	96-98
YFM250W/A/B	Moto-4	89-91

18-2607	2LN-14185-00-00 Carb Float	Mikuni Carb
	2VA-14185-00-00 Carb Float	
	537-14186-00-00 Carb Float Pin	
YFM250XL/XLC/XM/XMC	Beartracker 2WD	99-00
YFM250XN/XHN/XP/XR/XS	Beartracker	01-04
YFM350ERU/ERW/ERA	Moto-4	88-90
YFM350ERD/ERE/ERF/ERG	Moto-4	92-95
YFM350FHL/FHLC	Big Bear 4WD Hunting	1999
YFM350FWW/FWA/FWB/FWD/FWE	Big Bear 4WD	89-93
YFM350FW	Big Bear	97-98
YFM350FWBL/FWBLC	Big Bear 4WD	1999
YFM350FX	Wolverine	95-05
YFM350UH/UJ/UK/UL/ULC	Big Bear 2WD	96-99
YFM350X	Warrior	88-02
YFM350XR/XRC/XS/XSC	Warrior	03-05
YFM400FWE/FWF/FWG/FWH	Kodiak 4WD	93-96
YFM400FWJ/FWK/FWL/FWLC	Kodiak 4WD	97-99

### YAMAHA - Dual Sport/Offroad

18-2607	2LN-14185-00-00 Carb Float	Mikuni Carb
	2VA-14185-00-00 Carb Float	
	537-14186-00-00 Carb Float Pin	
TT-R 225		99-04
XT225	Serrow	96-00
XT225N/NC/P/PC/R/RC/S/SC/T/TC		01-05
18-2632	5Y1-14385-00-00 Carb Float	TK (Tekei) Carb
	6E5-14386-01-00 Carb Float Pin	
TT225S/T	Offroad	86-87
TT-R 230		05-09
XT250L/LC	Dual Sport	1984
TT350S/T	Offroad	86-87
XT350N/NC~M/MC	Dual Sport	85-00
XT550J/K	Dual Sport	82-83
TT600K/L/N/S	Offroad	83-86
XT600L/LC~W/WC	Dual Sport	84-89



18-4665

### GENUINE MIKUNI FLOAT VALVE ASSEMBLY

Made in Japan. Sold each.

18-4665 786-36004-(3.5) TMX35/38 Yamaha YZ/Suzuki RM

### SUZUKI - Offroad

13370-26C00	
RM125J/K/L/M/N/P	89-93
RM250J/K/L/M/N	88-92
RMX250K/L/M/N	89-96

### YAMAHA - Offroad

3JD-14107-35-00	
YZ125W/A/B/D/E1/F1	89-94
YZ250W/A/B/D/E1/F1	89-93
YZ250WRW/WRA	89-90

### MIKUNI "TMX" CARBURETOR REBUILD KIT

18-2552 TMX35/TMX38 "Flat Slide" Carbs\*

Note: \*18-2552 has no jets, float needle or needle valve assembly - O-Rings only.



18-2552

### MOTION PRO JET WRENCHES



35-4180



35-4182

These steel jet wrenches have a rubber snap-off lid over a storage area for extra jets. Handle is knurled for secure grip. Sold each.

35-4180 Motion Pro Jet Wrench for 6mm round jets

35-4182 Motion Pro Jet Wrench for 6mm hex jets

SHOP EQUIP & TOOLS

HARD PARTS

CARB & FUEL

IGNITION/ELECTRICAL

CONTROL

SUSPENSION

ACCESSORIES

## K&L FLOAT NEEDLES (only)

Made in Japan. Sold pk/5, pk/6, and each where indicated.

SHOP EQUIP & TOOLS  
HARD PARTS  
CARB & FUEL  
IGNITION/ELECTRICAL  
CONTROL  
SUSPENSION  
ACCESSORIES

<b>HITACHI</b>				
K&L P/N Qty	Application	OEM Reference P/N	Notes	
18-8943 pk/5	Yamaha	3J3-W1496-20-00 10L-14390-02-00 42H-14390-00-00	Keyster	
<b>KEIHIN</b>				
18-4761 pk/5	Honda	16155-MN9-004	Keyster	
18-4608 pk/5	Honda	16155-883-005	Keyster	
18-4766 pk/5	Honda	16011-147-305 16011-881-741	Keyster	
18-4769 pk/5	Honda	GL1500 Goldwing	Keyster	
18-8953 pk/6	Arctic Cat	3304-242	Keyster	
	Arctic Cat	5507-038	Keyster	
	Honda	16011-382-004	Keyster	
	Kawasaki	16030-1007		
	Suzuki	13370-26E00	Keyster	
18-8954 pk/6	Honda	16155-371-014		
18-8955 pk/6	Honda	16155-397-971 16155-413-751	Keyster	
18-8958 pk/5	H-D	233337-76	Keyster	
	Kawasaki	VN800		
18-8984 each	Honda	16011-HA2-671	OEM Keihin	
	Suzuki	13370-28E00		
18-6354 pk/5	Honda	16011-HA2-671	Keyster	
	Suzuki	13370-28E00		
18-8977 each	Kawasaki	16030-1057	OEM Keihin	
	Suzuki	13370-29F00		
	Triumph	T1241033		
	Yamaha	4MX-14392-00-00		
	KTM	54631220000		
18-6349 pk/5	Kawasaki	16030-1057	Keyster	
	Suzuki	13370-29F00		
	Triumph	T1241033		
	Yamaha	4MX-14392-00-00		
	KTM	54631220000		
<b>MIKUNI</b>				
18-8942 pk/5	Yamaha	3H1-14190-28-00 2H0-14190-28-00 2H0-14190-20-00	Keyster	
18-8944 pk/5	Suzuki	13250-17C00, 13250-20C00 13250-40C00	Keyster	
	Yamaha	1FN-14107-12-00 1FN-14107-15-00 3HH-14107-10-00 1UY-14107-25-00 25G-14107-23-00 3GM-14107-17-00 3CF-14107-12-00 3CF-14107-15-00		
18-8956 pk/6	Kawasaki	16030-027	Keyster	
	Suzuki	13370-45010		
	Yamaha	1J7-14190-20-00		
18-8957 pk/6	Kawasaki	16030-1016	Keyster	
	Suzuki	13370-44500		
	Yamaha	11H-14107-20-00 12R-14107-20-00		
<b>TEKEI (TK)</b>				
18-8935 pk/5	Yamaha	1JK-14107-01-00	Keyster	
18-8940 pk/5	Yamaha	2JN-14107-00-00	Keyster	



18-8943



18-8953



18-8944



18-8977





## K&L FLOAT VALVE ASSEMBLIES

K&L carries both OEM and \*Keyster (aftermarket) replacement Float Valve Assemblies. **Made in Japan.** Sold each.

HITACHI			
K&L P/N	Application	OEM Reference P/N	Notes
18-8937	Yamaha	10L-14390-02-00	Keyster

KEIHIN			
K&L P/N	Application	OEM Reference P/N	Notes
18-4708	Honda	16011-369-004	Keyster
18-4707	Honda	16011-MF5-671	Keyster
18-4767	Honda	16011-MZ8-B40	Keyster
18-4764	Honda	16011-051-004	Keyster
18-4762	Honda	16011-329-004	Keyster
18-4620	Honda	16011-355-004	Keyster
18-4649	Honda	16011-375-004	Keyster
18-4614	Honda	16011-MB1-671	Keyster
18-4616	Honda	16011-MR6-671	Keyster
18-4713	Honda	16011-341-004	Keyster
18-4738	Honda	16011-ML5-672	Keyster
	Honda	16011-ML7-721	Keyster
18-4621	Kawasaki	16030-1009	Keyster
18-4625	Kawasaki	16030-1024	Napco
18-4744	Kawasaki	16030-1088	Keyster

MIKUNI			
K&L P/N	Application	OEM Reference P/N	Notes
18-4651	Arctic Cat	4505-022	Oem Mikuni
18-4676	Arctic Cat	4505-022	Keyster
18-4741	Kawasaki	16030-1001	Keyster
18-4674	Kawasaki	16030-001	Oem Mikuni
18-4675	Kawasaki	16030-005	Oem Mikuni
18-4652	Kawasaki	16030-026	Oem Mikuni
18-4670	Kawasaki	16030-027	Oem Mikuni
18-4671	Kawasaki	16030-1016	Napco
18-4683	Kawasaki	16030-1020	Oem Mikuni
18-4607	Kawasaki	16030-1066	Oem Mikuni
18-9242	Polaris	3130360	Keyster
18-4709	Suzuki	13370-02D00	Keyster
18-4606	Suzuki	13370-24400	Oem Mikuni
18-4665	Suzuki	13370-26C00	Oem Mikuni
18-4711	Suzuki	13370-38B00	Keyster
18-4682	Suzuki	13370-39A00	Keyster
18-4607	Suzuki	13370-43250	Oem Mikuni
		13370-19B00	
18-4700	Suzuki	13370-44010	Keyster
18-4653	Suzuki	13370-44500	Keyster
18-4666	Suzuki	13370-44500	Oem Mikuni
18-4709	Suzuki	13370-44B00	Keyster
18-4670	Suzuki	13370-45010	Oem Mikuni
18-4648	Suzuki	13370-45010	Keyster
18-4705	Suzuki	13370-46E00	Keyster
18-4727	Suzuki	13370-46E20	Keyster
18-4729	Suzuki	13370-48B00	Keyster
18-4673	Suzuki	13372-31210	Oem Mikuni
18-4683	Suzuki	14470-14300	Oem Mikuni
18-4653	Yamaha	11H-14107-20-00	Keyster
18-4684	Yamaha	1FN-14107-12-00	Keyster
18-4652	Yamaha	1J7-14190-20-00	Keyster
18-4672	Yamaha	1UA-14190-28-00	Keyster
18-4681	Yamaha	1UY-14107-25-00	Keyster
18-4669	Yamaha	21V-14190-18-00	Keyster
18-4676	Yamaha	25G-14107-20-00	Keyster
18-4667	Yamaha	2MA-14107-28-00	Keyster
18-4666	Yamaha	11H-14107-20-00	Oem Mikuni
18-4757	Yamaha	1FK-14190-15-00	Keyster
18-4673	Yamaha	1J7-14190-20-00	Oem Mikuni
18-4699	Yamaha	1UA-14190-28-00	Oem Mikuni

MIKUNI			
K&L P/N	Application	OEM Reference P/N	Notes
18-4693	Yamaha	1UY-14107-25-00	Oem Mikuni
18-4650	Yamaha	21L-14107-25-00	Keyster
18-4695	Yamaha	21V-14190-18-00	Oem Mikuni
18-4651	Yamaha	25G-14107-20-00	Oem Mikuni
18-4760	Yamaha	25G-14107-23-00	Keyster
18-4740	Yamaha	42H-14390-00-00	Keyster
18-4698	Yamaha	2MA-14107-28-00	Oem Mikuni
18-4758	Yamaha	3CF-14107-15-00	Keyster
18-4665	Yamaha	3JD-14107-35-00	Oem Mikuni
18-9249	Yamaha	4WV-14190-28-00	Keyster
18-9255	Yamaha	5UH-14107-20-00	Keyster
18-4674	Yamaha	6K8-14916-20-00	Oem Mikuni



18-8937



18-4614



18-4651

SHOP EQUIP & TOOLS

HARD PARTS

CARB & FUEL

IGNITION/ELECTRICAL

CONTROL

SUSPENSION

ACCESSORIES

SHOP EQUIP & TOOLS

HARD PARTS

CARB & FUEL

IGNITION/ELECTRICAL

CONTROL

SUSPENSION

ACCESSORIES



## K&L HONDA SHOP FLOAT NEEDLE KIT

Kit contains one pack each of six different float needles. Comes with storage box.


**18-8986** Honda Keihin Shop Float Needle Kit.

### REPLACEMENT KEIHIN TYPE FLOAT NEEDLES FOR KIT

Rubber Viton tip float needle. *Made in Japan.*

<b>18-8953</b> 16011-382-004 (pk/6)	<b>18-4608</b> 16155-883-005 (pk/5)
<b>18-8954</b> 16155-371-305 (pk/6)	<b>18-4766</b> 16011-147-305 (pk/5)
<b>18-8955</b> 16155-413-751 (pk/6)	<b>18-8955</b> 16155-397-971 (pk/5)

## K&L YAMAHA SHOP FLOAT NEEDLE KIT



Kit contains one pack each of seven different float needles. Comes with plastic storage box.

**18-8974** Yamaha Shop Float Needle Kit **18-8943**

### REPLACEMENT FLOAT NEEDLES FOR KIT

#### HITACHI

**18-8943** 3J3-W1496-20-00, 42H-14390-00-00, 10L-14390-02-00 (pk/5)

#### MIKUNI

**18-8942** Rubber Tip Needle (pk/5)  
3H1-14190-28-00, 2H0-14190-28-00, 2H0-14190-20-00

**18-8944** Rubber Tip Needle (pk/5)  
1FN-14107-12-00, 1FN-14107-15-00, 3HH-14107-10-00, 25G-14107-20-00, 25G-14107-23-00, 3GM-14107-17-00, 3CF-14107-12-00, 3CF-14107-15-00

**18-8956** Metal Tip Needle (pk/6)

1J7-14190-20-00

**18-8957** Metal Tip Needle (pk/6)

11H-14107-18-00, 11H-14107-20-00, 12R-14107-20-00

#### TEKEI (TK)

**18-8935** Rubber Tip Needle-1JK-14107-01-00 (pk/5)

**18-8940** Rubber Tip Needle-2JN-14107-00-00 (pk/5)

## K&L KAWASAKI/SUZUKI SHOP FLOAT NEEDLE KIT

Kit contains one pack each of four different float needles. Comes with storage box.

**18-8987** Mikuni Shop Float Needle Kit

### REPLACEMENT MIKUNI TYPE FLOAT NEEDLES FOR KIT

**18-8956** Metal Tip Needle (pk/6)

Kawasaki 16030-027, Suzuki 13370-45010,

**18-8957** Metal Tip Needle (pk/6)

Kawasaki 16030-1016, Suzuki 13370-44500,

**18-8944** Rubber Tip Needle (pk/5)

Suzuki-13250-17C00, 13250-20C00, 13250-40C00

### REPLACEMENT KEIHIN TYPE FLOAT NEEDLES FOR KIT

**18-8953** Rubber Tip Needle (pk/6)

Kawasaki-16030-1007, Suzuki 13370-26E00

## K&L KEIHIN SHOP FLOAT NEEDLE KIT

Kit contains three different float needles: K1, K2 and K3. Includes six of each needle in a plastic storage box.

**18-8913** Keihin Shop Float Needle Kit

### REPLACEMENT KEIHIN TYPE FLOAT NEEDLES FOR KIT

Rubber Viton tip float needle. *Made in Japan.* Sold pk/6.

**18-8953** K1 - 16011-382-004 **18-8954** K2 - 16155-371-305

**18-8955** K3 - 16155-413-751

## K&L MIKUNI SHOP FLOAT NEEDLE KIT

Kit contains two different float needles, 12 each of M1 and M2 needles. Comes in plastic storage box.

**18-8914** Mikuni Shop Float Needle Kit

### REPLACEMENT MIKUNI TYPE FLOAT NEEDLES FOR KIT

Metal tip float needle. *Made in Japan.* Sold pk/6.

**18-8956** M1 - Kaw. 16030-027, Suz. 11370-45010,

Yam. 1J7-14190-20-00

**18-8957** M2 - Kaw. 16030-1016, Suz.11370-44500,

Yam. 25G-14107-20-00

## PHILLIPS HEAD SCREWS



### CARBURETOR FLOAT BOWL SCREWS

**33-7715** Kit contains 25 each of the following, replacements sold pk/25.

**33-7821** 4x12mm **33-7823** 4x16mm **33-7825** 5x14mm

**33-7822** 4x14mm **33-7824** 5x12mm **33-7826** 5x16mm

**33-7804**



**33-7809**

*Made in Japan.* Zinc plated. Sold pk/25.

**33-7800** 6x10mm **33-7806** 6x25mm **33-7810** 6x45mm

**33-7801** 6x12mm **33-7807** 6x30mm **33-7811** 6x50mm

**33-7802** 6x16mm **33-7808** 6x35mm **33-7812** 6x55mm

**33-7804** 6x20mm **33-7809** 6x40mm



**K&L CARB SHOP REPAIR ASSORTMENT KIT**

This kit includes one pack each of items listed below, in a storage box.

- 18-5612** Carb Shop Repair Assortment Kit
- 33-3962** Spring Action Hose Clamps 13mm pk/5.
- 11-4972** Carb Flange/Holder Rubber Plug pk/5

**Replacement Fuel & Vacuum Hose Clips pk/10**

- |                    |                     |                     |
|--------------------|---------------------|---------------------|
| <b>33-3922</b> 6mm | <b>33-3925</b> 9mm  | <b>33-3927</b> 13mm |
| <b>33-3923</b> 7mm | <b>33-3926</b> 11mm | <b>33-3928</b> 15mm |
| <b>33-3924</b> 8mm |                     |                     |

**Phillips Screws pk/25.**

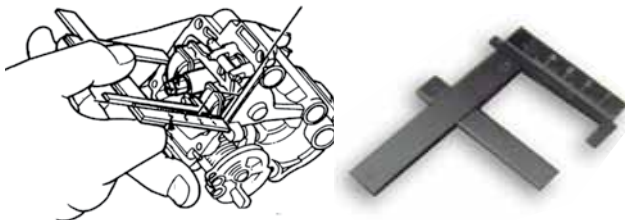
- 33-7821** 4x12mm
- 33-7822** 4x14mm
- 33-7823** 4x16mm
- 33-7824** 5x12mm
- 33-7825** 5x14mm
- 33-7826** 5x16mm

**Mikuni type Needles, Metal tip. pk/6**

- 18-8956** M1
- 18-8957** M2

**Keihin type Needles, Rubber tip. pk/6**

- 18-8953** K1
- 18-8954** K2
- 18-8955** K3



**FLOAT LEVEL GAUGE**

For measuring float level height between the float and carburetor gasket surface. Adjustable to fit most carburetors.

- 35-9123** YE-23550 Float Level Gauge


**K&L CARB SERVICE STAND**

Conveniently positions carburetors at ideal height and allows 360° rotation for easy access. Parts storage base can be mounted. Ideal for single and multi carbs.

- 35-7679** K&L Carb Service Stand



**35-7679**



**K&L MIKUNI CARBURETOR O-RING SHOP KIT**

Made in Japan. Kit is shipped

in plastic storage box

**NOTE:** Measurements given are inner diameter x thickness



**18-4605**



- 18-4605** Mikuni Carb Shop O-Ring Kit

Kit includes the following: (one pack each part number)

- 18-4630** Carb O-Ring 4.0mm I.D. x 1.0mm thick-pk/25
- 18-4631** Carb O-Ring 7.5mm I.D. x 1.5mm thick-pk/25
- 18-4632** Carb O-Ring 2.65mm I.D. x 1.15 mm thick-pk/25
- 18-4602** Carb O-Ring 5.7mm I.D. x 1.3mm thick-pk/25
- 18-4634** Carb O-Ring 3.7mm I.D. x 1.8 mm thick-pk/25
- 18-4635** Carb O-Ring 4.8mm I.D. x 1.9mm thick-pk/25
- 18-4636** Carb O-Ring 2.4mm I.D. x 1.6mm thick-pk/25
- 18-4637** Carb O-Ring 10.2mm I.D. x 1.4mm thick-pk/25
- 18-4638** Carb O-Ring 6.6mm I.D. x 1.5mm thick-pk/25
- 18-4639** Carb O-Ring 2.7mm I.D. x 2.0mm thick-pk/25
- 18-4689** Carb Passage Rubber Plug for Suzuki & Yamaha-pk/4

**K&L KEIHIN CARBURETOR O-RING SHOP KIT**

Made in Japan. Kit is shipped in plastic storage box

Measurements given are inner diameter x thickness

- 18-4600** Keihin Carb Shop O-Ring Kit

Kit includes the following: (one pack each part number)

- 18-4601** Carb O-Ring 2.8mm I.D. x 1.9mm thick-pk/25
- 18-4602** Carb O-Ring 5.7mm I.D. x 1.3mm thick-pk/25
- 18-4603** Carb O-Ring 4.47mm I.D. x 1.78mm thick-pk/25
- 18-4604** Carb O-Ring 3.2mm I.D. x 1.1mm thick-pk/25
- 18-4609** Carb O-Ring 4.2mm I.D. x 1.1mm thick-pk/25
- 18-4613** Carb O-Ring 5.0mm I.D. x 1.3mm thick-pk/25
- 18-4617** Carb O-Ring 2.8mm I.D. x 1.3mm thick-pk/25
- 18-4619** Carb O-Ring 2.8mm I.D. x 1.2mm thick-pk/25
- 18-4622** Carb O-Ring 5.8mm I.D. x 1.9mm thick-pk/25
- 18-4623** Carb O-Ring 6.9mm I.D. x 1.3mm thick-pk/25
- 18-4624** Carb O-Ring 4.8mm I.D. x 1.9mm thick-pk/25
- 18-4688** Carb Passage Rubber Plug for GL1000 -pk/4
- 18-4690** Carb Passage Rubber Plug for CB750K-pk/4
- 18-0055** Mixture Screw Washers, 1mm x 3mm x 5mm-pk/50
- 18-0015** Needle Clips-pk/100

**KEIHIN O-RINGS Not in 18-4600 Carb Shop O-Ring Kit**

- 18-4626** Carb O-Ring 4.2mm I.D. x 1.3mm thick-pk/25
- 18-4641** Carb O-Ring 18.6mm I.D. x 2.4mm thick-pk/25



**18-4626**

**18-4641**

SHOP EQUIP & TOOLS

HARD PARTS

CARB & FUEL

IGNITION/ELECTRICAL

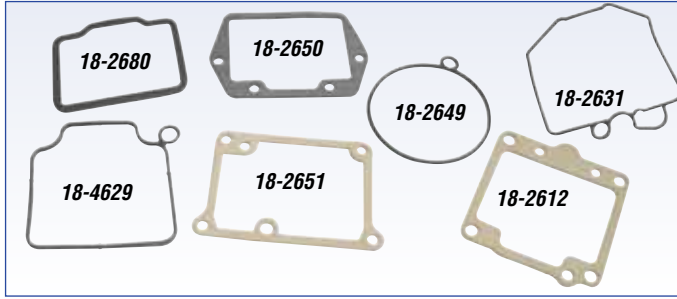
CONTROL

SUSPENSION

ACCESSORIES

# FLOAT BOWL GASKETS & FLOAT BOWL O-RINGS

SHOP EQUIP & TOOLS



## FLOAT BOWL GASKETS

Made in Japan. Sold pk/4

HARD PARTS

HONDA	
K&L P/N	OEM Reference or Application
18-2650	CT70 before 1980
18-2680	CB/CL/SL100 & CB/CL125 early
18-2672	CB750 (early SOHC) 69-75
18-2695	GL1000 Goldwing

CARB & FUEL

KAWASAKI	
18-2667	16019-008
18-2612	11009-1241-(11060-1607)
18-2613	16019-029
18-2614	11009-1563
18-2623	11009-1562 with accelerator pump hole
18-2672	11009-1028
18-2651	11009-1147
18-2660	11009-1676

IGNITION/ELECTRICAL

MIKUNI	
18-2667	VM28/18

POLARIS	
18-2667	3130020

CONTROL

SUZUKI	
18-2613	13251-31210
18-2667	13251-33110
18-2617	13251-38300
18-2614	13251-43010
	13251-47010
18-2600	13251-44012
18-2612	13251-44080-H17
	13251-44080

SUSPENSION

YAMAHA	
18-8994	10L-14984-01-00
18-2667	168-14184-00-00
18-2660	24W-14184-00-00
18-2613	256-14984-00-00
18-2617	2A2-14984-01-00
18-2651	304-14184-00-00
18-2652	360-14184-00-00
	360-14184-01-00
18-2696	3CF-14984-01-00
18-2612	3F7-14984-00-00
18-2622	3J3-14984-00-00
18-2635	3XW-14984-00-00
	12R-14984-00-00
18-2615	4G0-14984-00-00
18-2619	4H7-14984-01-00
18-2624	4X7-14984-01-00

ACCESSORIES

## CARBURETOR FLOAT BOWL SCREWS

Phillips head. Zinc plated w/washers Made in Japan. Sold pk/25. Available in the following sizes:

33-7821	4x12mm	33-7824	5x12mm
33-7822	4x14mm	33-7825	5x14mm
33-7823	4x16mm	33-7826	5x16mm



## FLOAT BOWL O-RINGS Made in Japan. Sold pk/4. \*Sold each

HONDA	
K&L P/N	OEM Reference or Application
18-2604*	CR85 05-08 OEM: 16163-KBA-850 (Sold each)
18-2616*	CR125R 99-00 OEM: 16163-KZ4-J01 (Sold each)
18-2631	CB750C/F/K/SC 79-83 & GL1100 Goldwing
18-2634	XL250/K Motorsport
18-2636	CB550K
18-2649	C70/CT70 after 1980
18-2659	XR/XL 200-350 DUAL CARB
18-2664	CBR600/900/1000, 16163-MZ5-920
18-2666	CB550SC/CB700SC Nighthawk, VT600C Shadow (after 1999)
18-2675	VF750F & GL1200/1500 Goldwing
18-2681	CM185/200T Twinstar (New-Preformed Style)
18-4629	16163-HM7-700,16163-MEA-671
18-6274	16163-MEB-671 CRF250/450
18-8985	MT125R

KAWASAKI	
18-2604*	92055-1389 (Sold each)
18-2616*	11060-1254 (Sold each)
18-2634	16019-024, KZ750 4-cylinder
18-2649	11060-1700
18-2676	92055-1222
18-2677	92055-1426
18-2851	92055-1588
18-4646	92055-S058
18-4770	92055-1128
18-6274	92055-0066
18-8985	11009-1716

KEIHIN	
18-8985	PJ/PWK35/36/38/38mm carbs

KTM	
18-2616*	54831010000 Models With PWK AG Carb Quad Vent/ Air Striker With Hole On O-Ring (Sold each)
18-6274	Models with Keihin FCR Carb 06-up
18-8985	Late model 250/300/360SX/MXC/EXC PJ/PWK-35/36/38/38mm carbs, up to year 2000

POLARIS	
18-2655	3130532
18-2661	3130917

SUZUKI	
18-2604*	13251-03B10, K9205-51389 (Sold each)
18-2616*	13696-44E00 (Sold each)
18-2649	K1106-01700
18-2655	13251-42A00
18-2661	13258-44B00
18-2676	13258-26E00
18-2851	13258-33E00
18-4646	13258-04F00
18-6274	13251-35G00
18-8985	13696-28E00

YAMAHA	
18-2604*	5PA-14984-00-00 (Sold each)
18-2616*	4JT-14984-00-00 (Sold each)
18-2634	93210-67232-00-00
18-2661	4WV-14147-20-00
18-2655	2LN-14147-00-00
18-2677	4JH-14984-00-00, YZF600R
18-2851	4XV-14562-00-00
18-2852	22V-14147-00-00
18-2858	3GM-14997-00-00
18-4628	1UY-14147-00-00
18-4646	5DM-14561-00-00
18-4773	5Y1-14384-00-00, SRX600S/SC
18-4774	30X-14384-00-00
18-6274	5JG-14959-00-00
18-8992	1FN-14147-00-00
18-8996	1HX-14147-00-00

# FLOAT NEEDLES/VALVES • GASKETS / O-RINGS

## HONDA - Street

Note: Float Needles \*-sold each, x-sold pk/6, no mark-pk/5

Application	Year	Float Needle	Flt. Vlv Assy	Float Bowl Gskt/O-ring
MB5-50	1982	18-4608	—	—
NA50 Express II	79-81	18-4608	—	—
NB50	1986	18-4608	—	—
NC50 Express(up to eng.PA08BA)	77-78	18-4766	—	—
NC50 Express(from eng.PA08BB)	78-83	18-4608	—	—
NB50M	83-85	18-4608	—	—
NN50MD	1984	18-4608	—	—
NQ50	84-85	18-4608	—	—
NS50F	1990	18-4608	—	—
NU50 Urban Express & Deluxe	82-83	18-4608	—	—
NX50M Express SR	81-82	18-4608	—	—
PA50I/II Moped	1978	18-4766	—	—
PA50I/II Moped	79-83	18-4608	—	—
SA50 & SB50/P	88-90	18-4608	—	—
C70 Passport	80-83	18-4608	—	18-2649
CT70H/HK1 Trail 70H	70-73	—	18-4764	18-2650
CT70K1/K2/K3/K4 Trail 70	72-75	—	18-4764	18-2650
CT70 Trail 70	76-77	—	18-4764	18-2650
CT70 Trail 70	78-79	18-4608	—	—
CT70 Trail 70	80-82	18-4608	—	18-2649
CT70	91-94	—	—	18-2649
CH80	85-91	18-4608	—	—
NH80/MD	83-85	18-4608	—	—
CT90K1/K2/K3/K4 Trail 90	69-73	—	18-4620	18-2650
CT90K5/K6 Trail 90	74-75	—	18-4620	18-2650
CT90 Trail 90	76-77	—	18-4620	18-2650
CT90 Trail 90	78-79	18-4608	—	18-2649
ST90/K1/K2 Trailsport 90	73-75	—	18-4620	18-2650
CB100/K1/K2 Super Sport 100	70-72	—	18-4649	18-2680
CL100/K1/K2 Scrambler 100	70-72	—	18-4649	18-2680
CL100S/S2/S3 Scrambler 100S	71-73	—	18-4649	18-2680
SL100/K1/K2/K3 Motosport 100	70-73	—	18-4649	18-2680
XL100/K1	74-75	—	18-4649	18-2680
XL100	1976	—	18-4649	18-2680
XL100	77-78	18-8953x	—	18-2681
XL100S	79-85	18-8953x	—	18-2681
CT110 Trail 110	80-84	18-4608	—	—
CT110 Trail 110	1986	18-4608	—	—
CB125S1/S2	74-75	—	18-4649	18-2680
CB125S Scrambler	1976	—	18-4649	18-2680
CB125S	78-82	18-8953x	—	—
CB125S	84-85	18-8955	—	—
CB125TT	1990	18-8955x	—	—
CH125	1984	18-8955x	—	—
CL125S Scrambler	1973	—	18-4649	18-2680
CL125S1 Scrambler	1974	—	18-4649	18-2680
CT125 Trail 125	1977	18-4766	—	—
MT125R	1978	18-6354	—	18-8985
NX125	88-90	18-8955x	—	—
SL125/K1/K2 Motosport 125	71-73	—	18-4649	18-2680
XL125/K1	74-75	—	18-4649	18-2680
XL125 Carb ID 065C	1976	—	18-4649	18-2680
XL125 Carb ID PD65A	1976	18-8953x	18-4649	—
XL125	77-78	18-8953x	—	—
XL125S	79-85	18-8953x	—	—
CH150/D	1985	18-8955x	—	—
CA175K3 Touring 175	1970	—	—	18-2680
CB175K3 Super Sport 175	1969	—	—	18-2680
CB175K4~K7 Super Sport 175	70-73	—	18-4620	18-2680
CL175K3 Scrambler 175	1970	—	—	18-2680
CL175K4~K7 Scrambler 175	70-73	—	18-4620	18-2680
SL175K/K1 Motosport 175	70-72	—	18-4620	18-2680
CM185T Twinstar	78-79	18-8953x	—	18-2681
XL185S	79-82	18-8953x	—	18-2681
XL185S	1983	18-8955x	—	18-2681
CB200K	1974	—	—	18-2680
CB200T	75-76	—	18-4620	18-2680
CL200 Scrambler	1974	—	—	18-2680

## HONDA - Street

Note: Float Needles \*-sold each, x-sold pk/6, no mark-pk/5

Application	Year	Float Needle	Flt. Vlv Assy	Float Bowl Gskt/O-ring
CM200T Twinstar	80-82	18-8953x	—	18-2681
TLR200 Reflex	86-87	—	18-4649	18-2680
XL200R	83-84	18-8955x	—	—
CB250 Nighthawk 250	91-97	18-8955x	—	18-4629
CB250 Nighthawk 250	99-07	18-8955x	—	18-4629
CH250	1985	18-8955x	—	—
CM250C	82-83	18-8955x	—	18-2631
CMX250C Rebel	85-87	18-8955x	—	—
CMX250CD Rebel 250 Limited	1986	18-8955x	—	—
CMX250C Rebel	96-06	18-8955x	—	18-4629
CMX250C2	99-00	18-8955x	—	18-4629
NX250	88-90	18-8955x	—	—
TL250	75-76	—	18-4649	—
XL250K/K1/K2 Motosport	72-75	—	18-4762	18-2634
XL250	1976	—	18-4762	18-2634
XL250S	78-81	18-8953x	—	18-2681
XL250R	1982	18-8955x	—	18-2681
XL250R	84-87	18-8953x	—	18-2659
XR250L	91-96	18-8955x	—	18-2681
CB350F/F1 Super Sport (4 cyl)	73-74	—	18-4762	—
XL350	77-78	18-8953x	—	—
XL350R	84-85	18-8953x	—	18-2659
CB360T	1976	—	18-4708	—
CJ360T	76-77	—	18-4708	—
CB400A Automatic	1978	—	—	18-2631
CB400F Super Sport (4 cyl)	75-77	—	18-4762	—
CB400T1 Hawk	78-79	18-8953x	—	18-2631
CB400T11 Hawk	78-79	18-8953x	—	18-2631
CB400T Hawk	80-81	18-8955x	—	18-2631
CM400A Automatic	1979	18-8953x	—	18-2631
CM400A Automatic	80-81	18-8955x	—	18-2631
CM400C Custom	1981	18-8955x	—	18-2631
CM400E	80-81	18-8955x	—	18-2631
CM400T	79-81	18-8955x	—	18-2631
CB450	68-74	—	18-4649	—
CL450	69-74	—	18-4649	—
CB450SC Nighthawk	82-83	18-8955x	—	18-2631
CB450SC Nighthawk	85, 86	18-8955x	—	18-2631
CB450T Hawk	1982	18-8955x	—	18-2631
CM450A Automatic	82-83	18-8955x	—	18-2631
CM450C Custom	1982	18-8955x	—	18-2631
CM450E	82-83	18-8955x	—	18-2631
CMX450C	86-87	18-8955x	—	—
CB500/K1/K2 (4 cyl)	71-73	—	18-4762	18-2636
CB500T (2cyl)	75-76	—	18-4649	—
CX500	78-79	18-8953x	—	18-2631
CX500C Custom	1979	18-8953x	—	18-2631
CX500C Custom	80-82	18-8955x	—	18-2631
CX500D Deluxe	1979	18-8953x	—	18-2631
CX500D Deluxe	80-82	18-8955x	—	18-2631
FT500 Ascot	82-83	18-8955x	—	18-2631
GB500	89-90	18-8955x	—	—
GL500 Silverwing	81-82	18-8955x	—	18-2631
GL500I Silverwing Interstate	81-82	18-8955x	—	18-2631
VF500C Magna	84-85	18-8953x	18-4614	—
VF500F Interceptor	84-85	18-8953x	18-4614	—
VF500F Interceptor	1986	18-8953x	18-4738	—
VT500C Shadow	83-85	—	18-4707	—
VT500FT Ascot	83-84	—	18-4707	—
XL500S	79-81	18-8953x	—	18-2681
XL500R	1982	18-8955x	—	18-2681
CB550F Super Sport	75-77	—	18-4762	18-2636
CB550K/K1	74-75	—	18-4762	18-2636
CB550	1976	—	18-4762	18-2636
CB550K	77-78	18-8953x	—	18-2681
CB550SC Nighthawk	1983	18-8955x	—	18-2666
CB600F	04-06	—	—	18-2664
CBR600F	87-89	18-8955x	18-4738	—

SHOP EQUIP &amp; TOOLS

HARD PARTS

CARB &amp; FUEL

IGNITION/ELECTRICAL

CONTROL

SUSPENSION

ACCESSORIES

# FLOAT NEEDLES/VALVES • GASKETS / O-RINGS

## HONDA - Street

Note: Float Needles \*-sold each, x-sold pk/6, no mark-pk/5

Application	Year	Float Needle	Flt. Vlv Assy	Float Bowl Gskt/O-ring
CBR600F2 Hurricane	91-94	18-4761	—	18-2664
CBR600F3 Hurricane	95-98	18-8955x	—	18-2664
CBR600F4 Hurricane	99-00	18-8955x	—	18-2664
CBR600SE	1998	18-8955x	—	18-2664
CBR600SJR Replica	1996	18-8955x	—	18-2664
VT600C Shadow	88-98	18-8953x	—	18-2675
VT600C Shadow	99-03	18-4761	—	18-4629
VT600CD Shadow VLX Deluxe	99-03	18-4761	—	18-4629
VT600CD2 Shadow VLX Deluxe	99-03	18-4761	—	18-4629
VT600C/CD Shadow	04-07	18-4761	—	18-4629
XL600R	83-87	18-8953x	—	—
CB650	79-80	18-8953x	—	18-2681
CB650	81-82	18-8955x	—	18-2631
CB650C Custom	79-80	18-8953x	—	—
CB650C Custom	81-82	18-8955x	—	18-2631
CB650SC Nighthawk	1982	18-8955x	—	18-2631
CB650SC Nighthawk	83-85	18-8955x	—	18-2666
CX650C Custom	1983	18-8955x	—	18-2631
GL650 Silverwing	1983	18-8955x	—	18-2631
GL650I Silverwing Interstate	1983	18-8955x	—	18-2631
NT650 Hawk GT	88-91	18-8953x	18-4616	18-2675
NX650	88-89	18-4761	—	—
XR650L Dual Sport	93-00	18-4761	—	—
CB700SC Nighthawk	84-85	18-8955x	—	18-2666
CB700SC Nighthawk	1986	18-8953x	—	18-2666
VF700C Magna	84-86	18-8953x	18-4614	18-2675
VF700C Magna	86-87	18-8953x	18-4738	—
VF700F Interceptor	84-85	18-8953x	18-4614	18-2675
VF700F/F2 Interceptor	84-85	18-8953x	18-4614	18-2675
VF700S Sabre	84-85	18-8953x	18-4614	18-2675
VT700C Shadow	84-85	18-8953x	18-4616	18-2675
VT700C Shadow	86-87	18-8953x	18-4616	18-2675
CB750 Nighthawk 750	91-93	18-8955x	—	18-2666
CB750 Nighthawk 750	95-03	18-8955x	—	18-2666
CB750A Automatic	76-78	18-8953x	—	18-2681
CB750C Custom	80-82	18-8955x	—	18-2631
CB750F Super Sport	76-78	18-8953x	—	—
CB750F Super Sport	1976	18-8953x	18-4713	—
CB750F Super Sport	77-78	18-8953x	—	—
CB750F Super Sport	79-82	18-8955x	—	18-2631
CB750K0/K1/K2/K3/K4/K5	69-75	—	18-4649	18-2672
CB750K	1976	—	18-4713	18-2672
CB750K	77-78	18-8953x	—	18-2681
CB750K	79-82	18-8955x	—	18-2631
CB750L LTD	1979	18-8953x	—	18-2631
CB750SC Nighthawk	82-83	18-8955x	—	18-2631
VF750C V45 Magna	82-83	18-8953x	18-4614	18-2675
VF750C Magna	94-03	18-4761	—	—
VF750C Magna Deluxe	95-00	18-4761	—	18-2664
VF750F V45 Interceptor	83-84	18-8953x	18-4614	18-2675
VF750S V45 Sabre	82-83	18-8953x	18-4616	18-2675
VFR750F Interceptor	1986	18-8953x	18-4738	—
VFR750F	94-97	18-8955x	—	—
VT750C Shadow	1983	18-8953x	18-4616	18-2675
VT750C Shadow	98-03	—	18-4767	18-2675
VT750C/CA Shadow	04-09	18-4761	—	18-4629
VT750C2/C2F Shadow	07-09	18-4761	—	18-4629
VT750DC Shadow	01-07	—	18-4767	18-2675
PC800C Pacific Coast	89-98	18-8953x	18-4738	—
VT800C Shadow	1988	18-8953x	18-4616	18-2675
CB900C Custom	80-82	18-8955x	—	18-2631
CB900F Super Sport	81-82	18-8955x	—	18-2631
CBR900RR	93-95	18-8955x	—	18-2664
CBR900RR	96-99	18-4761	—	18-2664
CB1000	94-95	18-4761	—	18-2664
CB1000C Custom	1983	18-8955x	—	18-2631
CBR1000F Hurricane	87-88	18-8953x	18-4738	—
CBR1000F	93-96	18-4761	—	18-2664

## HONDA - Street

Note: Float Needles \*-sold each, x-sold pk/6, no mark-pk/5

Application	Year	Float Needle	Flt. Vlv Assy	Float Bowl Gskt/O-ring
GL1000 Goldwing	75-79	18-8954x	—	18-2695
VF1000F Interceptor	1984	18-8953x	18-4616	18-2675
VF1000R	85-86	18-8953x	18-4616	18-2675
CBX (1047cc)	79-82	18-8953x	—	18-2631
CB1100F Super Sport	1983	18-8955x	—	18-2631
CBR1100XX Blackbird	97-98	18-4761	—	18-2664
GL1100 Goldwing	80-83	18-8953x	—	18-2631
GL1100A Goldwing Aspencade	82-83	18-8953x	—	18-2631
GL1100I Goldwing Interstate	80-83	18-8953x	—	18-2631
ST1100/A	91-02	18-8953x	18-4738	—
ST1100P	2003	18-8953x	18-4738	—
VF1100C V65 Magna	83-86	18-8953x	18-4616	18-2675
VF1100S V65 Sabre	84-85	18-8953x	18-4616	18-2675
VT1100C Shadow	85-86	18-8953x	18-4616	18-2675
VT1100C Shadow	87-89	18-8953x	18-4616	18-2675
VT1100C Shadow	90-07	—	—	18-2675
GL1200 Goldwing	1984	18-8953x	18-4614	18-2675
GL1200A Goldwing Aspencade	84-87	18-8953x	18-4614	18-2675
GL1200I Goldwing Interstate	84-87	18-8953x	18-4614	18-2675
VTX1300S	03-07	18-4761	—	18-4629
VTX1300C/R	05-09	18-4761	—	18-4629
VTX1300T	08-09	18-4761	—	18-4629
GL1500 Goldwing	88-90	18-4769	—	18-2675
GL1500A Goldwing Aspencade	91-00	18-4769	—	18-2675
GL1500C Valkyrie Series	97-03	18-8955x	—	—
GL1500I Goldwing Interstate	91-96	18-4769	—	18-2675
GL1500SE Goldwing SE	90-00	18-4769	—	18-2675

## ARCTIC CAT - ATV

Note: Float Needles \*-sold each, x-sold pk/6, no mark-pk/5

Application	Year	Float Needle	Flt. Vlv Assy	Float Bowl Gskt/O-ring
150 Utility	10-14	18-8953x	—	18-2681
250	99-01	18-8953x	18-4676	18-2655
250	02-05	18-8953x	—	18-2676
DVX 250	06-07	18-8953x	—	18-2681
DVX 250	2008	18-8953x	—	18-2676
250 Utility	2007	18-8953x	—	18-2681
250 Utility	08-09	18-8953x	—	18-2676
300	98-00	18-8953x	18-4676	18-2655
300	01-05	18-8953x	—	18-2676
DVX 300	2009	18-8953x	—	18-2676
DVX 300	11-14	18-8953x	—	—
300 Utility 2X4	2010	18-8953x	—	18-2676
300 Utility	11-14	18-8953x	—	—
375	2002	18-8953x	—	18-2676
400	98-01	18-8953x	18-4676	18-2655
400 4X4/FIS	03-04	18-8953x	—	18-2676
Bearcat 454 2x4/4x4	1997	18-8953x	18-4676	18-2655
454 2x4/4x4	1998	18-8953x	18-4676	18-2655
500 Manual	98-00	18-8953x	—	18-2655
500 Auto	00-02	18-8953x	—	—
650 V-Twin FIS	04-06	18-8953x	—	—

## HONDA - ATV

Note: Float Needles \*-sold each, x-sold pk/6, no mark-pk/5

Application	Year	Float Needle	Flt. Vlv Assy	Float Bowl Gskt/O-ring
ATC70	73-74	—	—	18-2650
ATC70	78-85	18-4608	—	18-2649
TRX70 Fourtrax 70	86-87	—	—	18-2649
ATC90	70-71	—	18-4620	18-2650
ATC90K1/K2/K3	72-75	—	18-4620	18-2650
ATC90	76-78	—	18-4620	18-2650
TRX90 Fourtrax 90	93-01	—	—	18-2649
TRX90 Sportrax 90	02-09	—	—	18-2649
TRX90 Sportrax 90	2011	—	—	18-2649
ATC110	79-85	18-4608	—	18-2649

## HONDA - ATV

Note: Float Needles \*-sold each, x-sold pk/6, no mark-pk/5

Application	Year	Float Needle	Flt. Vlv Assy	Float Bowl Gskt/O-ring
ATC125M	84-85	<b>18-4608</b>	—	<b>18-2649</b>
ATC125M	86-87	—	—	<b>18-2649</b>
TRX125 Fourtrax 125	1985	<b>18-4608</b>	—	<b>18-2649</b>
TRX125 Fourtrax 125	1986	—	—	<b>18-2649</b>
ATC185	1980	<b>18-8953x</b>	—	<b>18-2681</b>
ATC185S	81-82	<b>18-8953x</b>	—	<b>18-2681</b>
ATC185S	1983	<b>18-8955x</b>	—	<b>18-2681</b>
ATC200	81-82	<b>18-8953x</b>	—	<b>18-2681</b>
ATC200	1983	<b>18-8955x</b>	—	<b>18-2681</b>
ATC200E Big Red	82-83	<b>18-8955x</b>	—	<b>18-2681</b>
ATC200ES Big Red	1984	<b>18-8955x</b>	—	<b>18-2681</b>
ATC200M	84-85	<b>18-8955x</b>	—	<b>18-2681</b>
ATC200S	84-85	<b>18-8955x</b>	—	<b>18-2681</b>
ATC200S	1986	<b>18-8955x</b>	—	<b>18-2681</b>
ATC200X	83-85	<b>18-8955x</b>	—	<b>18-2681</b>
ATC200X	86-87	<b>18-8955x</b>	—	<b>18-2681</b>
TRX200 Fourtrax 200	1984	<b>18-8955x</b>	—	<b>18-2681</b>
TRX200 Fourtrax 200	90-91	<b>18-8955x</b>	—	<b>18-2681</b>
TRX200D Fourtrax Type II	91-97	<b>18-8955x</b>	—	<b>18-2681</b>
TRX200SX Fourtrax	86-88	<b>18-8955x</b>	—	<b>18-2681</b>
ATC250ES	1985	<b>18-8955x</b>	—	<b>18-2666</b>
ATC250ES	86-87	<b>18-8955x</b>	—	<b>18-2666</b>
ATC250R	85-86	<b>18-6354</b>	—	<b>18-8985</b>
ATC250SX	1985	<b>18-8955x</b>	—	<b>18-2666</b>
ATC250SX	86-87	<b>18-8955x</b>	—	<b>18-2666</b>
TRX250 Fourtrax 250	1985	<b>18-8955x</b>	—	<b>18-2666</b>
TRX250 Fourtrax 250	86-87	<b>18-8955x</b>	—	<b>18-2666</b>
TRX250 Recon	97-01	<b>18-8955x</b>	—	<b>18-2681</b>
TRX250EX Sporttrax 250EX	01-08	<b>18-8955x</b>	—	<b>18-2681</b>
TRX250X	09-12	<b>18-8955x</b>	—	<b>18-2681</b>
TRX250R Fourtrax 250R	86-89	<b>18-6354</b>	—	<b>18-8985</b>
TRX250TE Fourtrax Recon ES	02-12	<b>18-8955x</b>	—	<b>18-2681</b>
TRX250TM Fourtrax Recon	02-12	<b>18-8955x</b>	—	<b>18-2681</b>
TRX250X Fourtrax	87-88	<b>18-8955x</b>	—	<b>18-4629</b>
TRX250X Fourtrax	91-92	<b>18-8955x</b>	—	<b>18-4629</b>
TRX300 Fourtrax 300	88-00	<b>18-8955x</b>	—	<b>18-4629</b>
TRX300EX Fourtrax 300 EX	93-04	<b>18-8955x</b>	—	<b>18-4629</b>
TRX300FW Fourtrax 300 4x4	1988	<b>18-8955x</b>	—	<b>18-4629</b>
TRX300FW Fourtrax 300 4x4	90-00	<b>18-8955x</b>	—	<b>18-4629</b>
ATC350X	1985	<b>18-8955x</b>	—	<b>18-2666</b>
ATC350X	1986	<b>18-8955x</b>	—	<b>18-2666</b>
TRX350 Fourtrax 4x4	86-87	<b>18-8955x</b>	—	<b>18-2666</b>
TRX350D Fourtrax Foreman 4x4	87-89	<b>18-8955x</b>	—	<b>18-2666</b>
TRX350FE Fourtrax Rancher 4x4ES	00-06	<b>18-8955x</b>	—	<b>18-4629</b>
TRX350FM Fourtrax Rancher 4x4	00-06	<b>18-8955x</b>	—	<b>18-4629</b>
TRX350TE Fourtrax Rancher ES	00-04	<b>18-8955x</b>	—	<b>18-4629</b>
TRX350TM Fourtrax Rancher	00-06	<b>18-8955x</b>	—	<b>18-4629</b>
TRX400EX Fourtrax 400 EX	99-04	<b>18-4761</b>	—	<b>18-4629</b>
TRX400EX	05-08	<b>18-4761</b>	—	<b>18-4629</b>
TRX400FA / FGA	04-07	<b>18-4761</b>	—	<b>18-4629</b>
TRX400FM Fourtrax Foreman	2002	<b>18-8955x</b>	—	<b>18-4629</b>
TRX400FW Fourtrax Foreman 4x4	95-01	<b>18-8955x</b>	—	<b>18-4629</b>
TRX400FW Fourtrax Foreman	2003	<b>18-8955x</b>	—	<b>18-4629</b>
TRX400X	09-12	<b>18-4761</b>	—	<b>18-4629</b>
TRX450ES Fourtrax Foreman ES	98-01	<b>18-8955x</b>	—	<b>18-4629</b>
TRX450FE Fourtrax Foreman ES	02-03	<b>18-8955x</b>	—	<b>18-4629</b>
TRX450FM Fourtrax Foreman S	02-03	<b>18-8955x</b>	—	<b>18-4629</b>
TRX450R	04-05	<b>18-4761</b>	—	<b>18-4629</b>
TRX450R	06-08	<b>18-6349</b>	—	<b>18-6274</b>
TRX450S Fourtrax Foreman S	98-01	<b>18-8955x</b>	—	<b>18-4629</b>
TRX500FA Foreman Rubicon	01-03	<b>18-4761</b>	—	<b>18-4629</b>
TRX500FA Rubicon	04-12	<b>18-4761</b>	—	<b>18-4629</b>
TRX500FGA Rubicon	04-08	<b>18-4761</b>	—	<b>18-4629</b>
TRX500FE Foreman	05-11	<b>18-4761</b>	—	<b>18-4629</b>
TRX500FM Foreman S	05-11	<b>18-4761</b>	—	<b>18-4629</b>
TRX500TM Foreman	05-06	<b>18-4761</b>	—	<b>18-4629</b>
TRX500FPA Rubicon	09-12	<b>18-4761</b>	—	<b>18-4629</b>
TRX500FPE / FPM Foreman	07-11	<b>18-4761</b>	—	<b>18-4629</b>
TRX650FA / FGA Rincon	03-05	<b>18-4761</b>	—	<b>18-4629</b>

## HONDA Dual Sport/Offroad

Note: Float Needles \*-sold each, x-sold pk/6, no mark-pk/5

Application	Year	Float Needle	Flt. Vlv Assy	Float Bowl Gskt/O-ring
CRF50F	2004	<b>18-4608</b>	—	—
XR50R	00-03	<b>18-4608</b>	—	—
Z50A Mini Trail 50	76-78	<b>18-4766</b>	—	—
Z50R	79-99	<b>18-4608</b>	—	—
ZB50	1988	<b>18-4608</b>	—	<b>18-2649</b>
CRF70F	04-11	<b>18-4608</b>	—	<b>18-2649</b>
CT70H / HK1 Trail 70H	70-73	—	<b>18-4764</b>	<b>18-2650</b>
CT70K1 / K2 / K3 / K4 Trail 70	72-75	—	<b>18-4764</b>	<b>18-2650</b>
CT70 Trail 70	76-77	—	<b>18-4764</b>	<b>18-2650</b>
CT70 Trail 70	78-79	<b>18-4608</b>	—	—
CT70 Trail 70	80-82	<b>18-4608</b>	—	<b>18-2649</b>
CT70	91-94	—	—	<b>18-2649</b>
XR70R	97-03	<b>18-4608</b>	—	<b>18-2649</b>
XL75	77-79	<b>18-4766</b>	—	—
XR75 / K1 / K2	73-75	—	—	<b>18-2680</b>
XR75	76-78	<b>18-4766</b>	—	—
CRF80F	04-12	<b>18-4766</b>	—	—
XL80S	80-85	<b>18-4608</b>	—	—
XR80	79-84	<b>18-4766</b>	—	—
XR80R	85-86	<b>18-4766</b>	—	—
XR80R	87-88	<b>18-4766</b>	—	—
XR80R	90-91	<b>18-4766</b>	—	—
XR80R	93-03	<b>18-4766</b>	—	—
CR85	05-08	—	—	<b>18-2604*</b>
CT90K1 / K2 / K3 / K4 Trail 90	69-73	—	<b>18-4620</b>	<b>18-2650</b>
CT90K5 / K6 Trail 90	74-75	—	<b>18-4620</b>	<b>18-2650</b>
CT90 Trail 90	76-77	—	<b>18-4620</b>	<b>18-2650</b>
CT90 Trail 90	78-79	<b>18-4608</b>	—	<b>18-2649</b>
ST90 / K1 / K2 TrailSport 90	73-75	—	<b>18-4620</b>	<b>18-2650</b>
CRF100F	04-12	—	—	<b>18-2681</b>
SL100 / K1 / K2 / K3 Motosport 100	70-73	—	—	<b>18-2680</b>
XL100	74-76	—	<b>18-4649</b>	<b>18-2680</b>
XL100 / S	77-85	<b>18-8953x</b>	—	<b>18-2681</b>
XR100 / R	81-00	<b>18-8953x</b>	—	<b>18-2681</b>
XR100R	98-03	—	—	<b>18-2681</b>
CT110 Trail 110	80-86	<b>18-4608</b>	—	<b>18-2649</b>
CR125R	84-99	<b>18-6354</b>	—	<b>18-8985</b>
CR125R	99-00	—	—	<b>18-2616*</b>
CT125 Trail 125	1977	<b>18-4766</b>	—	—
NX125	88-90	<b>18-8955x</b>	—	<b>18-2681</b>
SL125 / K1 / K2 Motosport 125	71-73	—	—	<b>18-2680</b>
TL125 / K1 / K2 Trials	73-75	—	<b>18-4620</b>	<b>18-2680</b>
TL125S Trials	1976	<b>18-4766</b>	—	—
XL125 / K1	74-75	—	<b>18-4649</b>	<b>18-2680</b>
XL125 Carb ID 065C	1976	—	<b>18-4649</b>	<b>18-2680</b>
XL125 Carb ID PD65A	1976	<b>18-8953x</b>	<b>18-4649</b>	<b>18-2681</b>
XL125 / S	77-85	<b>18-8953x</b>	—	<b>18-2681</b>
CRF150F	03-12	—	—	<b>18-2681</b>
CRF150R / RB	07-12	<b>18-6349</b>	—	<b>18-6274</b>
SL175K / K1 Motosport 175	70-72	—	<b>18-4620</b>	<b>18-2680</b>
XL175	75-78	—	<b>18-4649</b>	—
XL185S	79-82	<b>18-8953x</b>	—	<b>18-2681</b>
XL185S	1983	<b>18-8955x</b>	—	<b>18-2681</b>
XR185	1979	<b>18-8953x</b>	—	<b>18-2681</b>
TLR200 Reflex	86-87	—	<b>18-4649</b>	<b>18-2680</b>
TR200 Fatcat	1986	<b>18-8955x</b>	—	<b>18-2681</b>
TR200 Fatcat	1987	<b>18-8955x</b>	—	<b>18-2681</b>
XL200R	83-84	<b>18-8955x</b>	—	<b>18-2681</b>
XR200	80-84	<b>18-8953x</b>	—	<b>18-2681</b>
XR200R	81-83	<b>18-8953x</b>	—	<b>18-2681</b>
XR200R	84-85	<b>18-8953x</b>	—	<b>18-2659</b>
CRF230F	03-12	—	—	<b>18-2681</b>
CRF250R	04-09	<b>18-6349</b>	—	<b>18-6274</b>
CRF250X	04-09	<b>18-6349</b>	—	<b>18-6274</b>
CR250R	81-83	—	—	<b>18-8985</b>
CR250R	84-96	<b>18-6354</b>	—	<b>18-8985</b>
CR250R	97-98	<b>18-6354</b>	—	—
CR250R	99-01	—	—	<b>18-8985</b>

SHOP EQUIP & TOOLS

HARD PARTS

CARB & FUEL

IGNITION/ELECTRICAL

CONTROL

SUSPENSION

ACCESSORIES

# FLOAT NEEDLES/VALVES • GASKETS / O-RINGS

<b>HONDA Dual Sport/Offroad</b>				
<i>Note: Float Needles *-sold each, x-sold pk/6, no mark-pk/5</i>				
Application	Year	Float Needle	Fit. Vlv Assy	Float Bowl Gskt/O-ring
NX250	88-90	18-8955x	—	—
XL250 Motosport	72-76	—	18-4762	18-2634
XL250S	78-81	18-8953x	—	18-2681
XL250R	1982	18-8955x	—	—
XL250R	84-87	18-8953x	—	18-2659
XR250L	91-96	18-8955x	—	18-2681
XR250	79-80	18-8953x	—	18-2681
XR250R	81-82	18-8953x	—	18-2681
XR250R	84-85	18-8953x	—	18-2659
XR250R	86-99	18-8953x	—	18-2681
XR250R	00-04	18-8953x	—	18-2681
XL350	77-78	18-8953x	—	—
XL350R	84-85	18-8953x	—	18-2659
XR350R	83-84	18-8953x	—	18-2659
XR350R	1985	18-8953x	—	—
XR400R	96-04	18-6354	—	18-2681
CR450R	1981	—	—	18-8985
CRF450R	03-08	18-6349	—	18-6274
CRF450X	04-09	18-6349	—	18-6274
CR500R	84-00	18-6354	—	18-8985
XL500S	79-81	18-8953x	—	18-2681
XL500R	1982	18-8955x	—	18-2681
XR500	79-80	18-8953x	—	18-2681
XR500R	81-82	18-8953x	—	18-2681
XR500R	83-84	18-8953x	—	—
XL600R	83-87	18-8953x	—	—
XR600R	85-87	18-8953x	—	—
XR600R	88-00	18-6354	—	18-2681
NX650	88-89	18-4761	—	—
XR650L Dual Sport	93-04	18-4761	—	—
XR650R	00-07	18-6354	—	—

<b>KAWASAKI - Street</b>				
<i>Note: Float Needles *-sold each, x-sold pk/6, no mark-pk/5</i>				
Application	Year	Float Needle	Fit. Vlv Assy	Float Bowl Gskt/O-ring
EL250 Eliminator	88-94	18-8953x	—	18-2676
EX250 Ninja 250R	86-11	18-8953x	—	18-2676
KH250A5 (2-stroke triple)	1976	18-8956x	18-4674	—
KL250D2~D22 KLR250 Dual Sport	85-05	18-8953x	—	18-2676
KZ250D1/D2 LTD & CSR	80-81	18-8953x	—	18-2634
KZ250L1 CSR	1982	18-8953x	—	18-2634
KZ250W1 LTD	1983	18-8953x	—	18-2634
S1A/B/C-250 (2-stroke triple)	73-75	18-8956x	18-4674	—
EX305B1 GPz	1983	18-8953x	—	18-2634
KZ305A1/A2 CSR	81-82	18-8953x	—	18-2634
KZ305B1 CSR Belt	81-88	18-8953x	—	18-2634
KZ305B2/B3 LTD	87-88	18-8953x	—	18-2634
A7-350 Avenger	67-71	—	—	18-2667
A7SS-350 Avenger SS	70-71	—	—	18-2667
S3/S3A-400	74-75	18-8956x	18-4675	—
KH400A3/A4/A5	76-78	18-8956x	18-4675	—
KZ400A1/A2 Deluxe	77-78	18-8953x	—	18-2634
KZ400B1/B2	78-79	18-8953x	—	18-2634
KZ400C1	1978	18-8953x	—	18-2634
KZ400/D/D3/D4	74-77	18-8953x	—	18-2634
KZ400H1 LTD	1979	18-8953x	—	18-2634
KZ400S/S2/S3 Special	75-77	18-8953x	—	18-2634
KZ440A1/A2/A3/A4 LTD	80-83	18-8953x	—	18-2634
KZ440B1/B2	80-81	18-8953x	—	18-2634
KZ440D1/D2/D3/D4/D5 LTD	80-83	18-8953x	—	18-2634
KZ440G1 Belt	1982	18-8953x	—	18-2634
EN450A1~A6 LTD 454	85-90	18-8953x	—	18-2676
EN500 Vulcan 500	90-09	18-8953x	—	18-2676
EX500A1~A7	87-93	18-8953x	—	18-2676
EX500 Ninja 500R	94-09	18-8953x	—	18-2676
ER500 ER5	99-02	18-8953x	—	18-2676
H1-500 (2-stroke triple)	69-75	18-8956x	18-4675	18-2667

<b>KAWASAKI - Street</b>				
<i>Note: Float Needles *-sold each, x-sold pk/6, no mark-pk/5</i>				
Application	Year	Float Needle	Fit. Vlv Assy	Float Bowl Gskt/O-ring
KH500A8 (2-stroke triple)	1976	18-8956x	18-4675	18-2667
KZ550A1/A2/A3	80-82	—	18-4621	18-2861
KZ550A4	1983	—	18-4625	18-4770
KZ550C1/C2/C3/C4 LTD	80-83	—	18-4621	18-2861
KZ550D1 GPz	1981	—	18-4621	18-2861
KZ550F1 Spectre	1983	—	18-4625	18-4770
KZ550F2 LTD	1984	—	18-4625	18-4770
KZ550H1/H2 GPz	82-83	—	18-4625	18-4770
KZ550M1 LTD	1984	—	18-4625	18-4770
ZX550A1/A2 GPz	84-85	—	18-4625	18-4770
ZX550A3 GPz (Canadian)	1986	—	18-4625	18-4770
ZR550B1/B2/B3/B4 Zephyr	90-93	18-8953x	—	18-2676
ZL600A1/A2 Eliminator	86-87	18-8953x	—	18-2676
ZL600B2/B3 Eliminator	96-97	18-8953x	—	18-2676
ZX600A1/A2/A3 Ninja	85-87	18-8953x	—	18-2676
ZX600B1 Ninja 600RX	1987	18-8953x	—	18-2676
ZX600C1~C10 Ninja 600R	88-97	18-8953x	—	18-2676
ZX600D1/D2/D3/D4 Ninja ZX-6	90-93	18-8953x	—	18-2677
ZX600E1~E10 Ninja ZX-6	93-02	18-8953x	—	18-2677
ZX600E11/E12 ZZR600	03-05	18-8953x	—	18-2677
ZX600F1/F2/F3 Ninja ZX-6R	95-97	18-8953x	—	18-2677
ZX600G Ninja ZX-6R	98-99	—	18-4744	18-2851
ZX600J Ninja ZX-6R	00-02	—	18-4744	18-2851
ZX600J ZZR600	05-08	—	18-4744	18-2851
EJ650A2/A3 (W650 twin)	00-01	18-6349	—	—
KL650 KLR650	87-13	18-6349	—	18-2676
KL650B2/B3 Tengai KLR650	90-91	18-6349	—	18-2676
KLX650C1/C2/C3/C4 Dual Sport	93-96	18-6349	—	18-2676
KZ650B1/B2/B2A	77-78	18-8956x	18-4741	18-2614
KZ650B3	1979	18-8956x	18-4741	18-2623
KZ650C1/C2 Custom	77-78	18-8956x	18-4741	18-2614
KZ650C3 Custom	1979	18-8956x	18-4741	18-2623
KZ650D1/D1A SR	1978	18-8956x	18-4741	18-2614
KZ650D2 SR	1979	18-8956x	18-4741	18-2623
KZ650E1 LTD	1980	18-8956x	18-4741	18-2623
KZ650F1	1980	18-8956x	18-4741	18-2623
KZ650H1 CSR	1981	18-8956x	18-4741	18-2614
KZ650H2/H3 CSR	82-83	18-8957x	18-4741	18-2612
KZ700A1	1984	18-8957x	18-4671	18-2612
ZN700A1/A2 LTD	84-85	18-8953x	—	18-2634
VN700A1 Vulcan H2/A/B/H2C-750 (2-stroke triple)	72-75	18-8956x	18-4675	18-2667
KZ750B1/B2/B3/B4 (2 cylinder)	76-79	18-8956x	18-4652	18-2613
KZ750E1/E2/E3	80-82	18-8953x	—	18-2634
KZ750F1 LTD Shaft	1983	18-8953x	—	18-2634
KZ750G1 LTD (2 cylinder)	1980	18-8956x	18-4652	18-2613
KZ750H1/H2/H3/H4 LTD	80-83	18-8953x	—	18-2634
KZ750K1/K2 LTD (2 cylinder)	83-84	18-8957x	18-4671	18-2612
KZ750L3	1983	18-8957x	18-4671	18-2612
KZ750M1 CSR (2 cylinder)	82-83	18-8957x	18-4671	18-2612
KZ750N1/N2 Spectre	82-83	18-8953x	—	18-2634
KZ750R1 GPz	1982	18-8957x	18-4671	18-2612
VN750A Vulcan 750	85-06	18-6349	—	—
ZR750C1/C2/C3 Zephyr	91-93	18-8953x	—	18-2676
ZR750F2 ZR-7	2000	18-6349	—	18-2676
ZR750H1/H2/H3 ZR-7S	01-03	18-6349	—	18-2676
ZX750A1/A2/A3 GPz	83-85	18-8957x	18-4671	18-2612
ZX750F1/F2/F3/F4 Ninja 750R	87-90	18-8953x	—	18-2676
ZX750H1/H2 Ninja ZX-7	89-90	18-8953x	—	18-2677
ZX750J1/J2 Ninja ZX-7	91-92	18-8953x	—	18-2677
ZX750L1/L2/L3 Ninja ZX-7	93-95	18-8953x	—	18-2677
ZX750P1~P8 Ninja ZX-7R	96-03	18-8953x	—	18-2677
VN800 Vulcan(all)	95-06	18-8958	—	—
KZ900A4/A5	76-77	18-8956x	18-4648	18-2614
KZ900B1 LTD	1976	18-8956x	18-4648	18-2614
KZ900C2 Police	1976	18-8956x	18-4648	18-2614
ZL900A1/A2 Eliminator	85-86	18-8953x	—	18-2676
ZX900A1/A2/A3 Ninja	84-86	18-8953x	—	18-2676



# FLOAT NEEDLES/VALVES • GASKETS / O-RINGS

## KAWASAKI - Street

Note: Float Needles \*-sold each, x-sold pk/6, no mark-pk/5

Application	Year	Float Needle	Flt. Vlv Assy	Float Bowl Gskt/O-ring
ZX900B1 / B2 / B3 / B4 Ninja ZX-9R	94-97	18-8953x	—	18-2677
ZX900C1 / C2 Ninja ZX-9R	98-99	18-8953x	—	18-2677
ZX900D1 / D2 ZX9R	00-01	18-8953x	—	—
ZX900F1 / F2 Ninja ZX-9R	02-03	18-8953x	—	18-2677
KZ1000A1 / A2	77-78	18-8956x	18-4648	18-2614
KZ1000A3 / A3A / A4 MKII	79-80	18-8956x	18-4648	18-2623
KZ1000B1 / B2 LTD	77-78	18-8956x	18-4648	18-2614
KZ1000B3 / B4 LTD	79-80	18-8956x	18-4648	18-2623
KZ1000C1 / C1A Police	1978	18-8956x	18-4648	18-2614
KZ1000C2 / C3 / C4 Police	79-81	18-8956x	18-4648	18-2623
KZ1000D1 Z1R	1978	18-8956x	18-4648	18-2614
KZ1000D3 Z1R	1980	18-8956x	18-4648	18-2623
KZ1000E1 / E2 Shaft ST	79-80	18-8956x	18-4648	18-2623
KZ1000J1 / J2 / J3	81-83	18-8957x	18-4671	18-2612
KZ1000K1 / K2 LTD	81-82	18-8957x	18-4671	18-2612
KZ1000M1 / M2 CSR	81-82	18-8957x	18-4671	18-2612
KZ1000P1~P21 Police	82-02	18-8957x	18-4671	18-2612
KZ1000R1 / R2 Replica	82-83	18-8957x	18-4671	18-2612
ZG1000A Concours	86-06	18-8953x	—	18-2676
ZL1000A1 Eliminator	1987	18-8953x	—	18-2676
ZX1000A1 / A2 Ninja 1000R	86-87	18-8953x	—	18-2676
ZX1000B1 / B2 / B3 Ninja ZX-10	88-90	18-8953x	—	18-2677
KZ1100A1 / A2 / A3 Shaft	81-83	18-8957x	18-4671	18-2612
KZ1100D1 / D2 Spectre	82-83	18-8957x	18-4671	18-2612
KZ1100L1 LTD	1983	18-8957x	18-4671	18-2612
ZN1100B1 / B2 LTD Shaft	84-85	18-8957x	18-4671	18-2612
ZR1100A1 / A2 / A3 / A4	92-95	18-8953x	—	18-2676
ZR1100C3 / C4 ZRX-1100	99-00	18-6349	—	18-2676
ZX1100C1~C4 Ninja ZX-11	90-93	18-8953x	—	18-2677
ZX1100D1~D9 Ninja ZX-11	93-01	18-8953x	—	18-2677
ZX1100E1 / E2 / E3 GPz	95-97	18-6349	—	18-2676
ZX1100F1 GPz (ABS)	1996	18-6349	—	18-2676
ZG1200A / B Voyager XII	86-03	18-8953x	—	18-2676
ZR1200A1 / A2 / A3 ZRX1200	01-05	18-6349	—	18-2676
ZX1200C1~C4 ZZR1200	02-05	18-8953x	—	—
VN1500 Vulcan 88	02-05	18-8953x	—	—

## KAWASAKI - ATV/UTV/SxS

Note: Float Needles \*-sold each, x-sold pk/6, no mark-pk/5

Application	Year	Float Needle	Flt. Vlv Assy	Float Bowl Gskt/O-ring
KLT200A1 / A2	81-82	18-8953x	—	18-2672
KLT200A3 up to frame # 522924	1982	18-8953x	—	18-2672
KLT200A3 from frame # 522925	1982	18-8953x	—	18-2634
KLT200A4 / A4A	1983	18-8953x	—	18-2634
KLT200B1	1983	18-8953x	—	18-2634
KLT200C1	1983	18-8953x	—	18-2634
KLF220A1~A15 Bayou 220	88-02	—	18-4607	18-2660
KLF250A1 / A2 / A3 Bayou 250	03-05	—	18-4607	18-2660
KLT250A1 / A2	82-83	18-8953x	—	18-2634
KLT250C1 / C2 / C3 Prairie	83-85	18-8953x	—	18-2634
KLT250P1 Police	1985	18-8953x	—	18-2634
KSF250A1~A18 Mojave 250	87-04	18-8953x	—	18-2676
KXF250A1 Tecate 4	1987	—	18-4683	—
KXF250A2 Tecate 4	1988	18-6349	—	18-8985
KXT250A1 / A2 Tecate 3	84-85	—	18-4683	—
KXT250B1 / B2 Tecate 3	86-87	—	18-4683	—
KEF300A1~A6 Lakota 300	95-00	18-8953x	—	18-2676
KEF300B1 / B2 / B3 Lakota Sport	01-03	18-8953x	—	18-2676
KLF300A1 / A2 Bayou	86-87	18-8953x	—	—
KLF300B1~B17 Bayou 300	88-04	18-8953x	—	—
KLF300C1~C16 Bayou 300 4x4	86-04	18-8953x	—	—
KVF300A1~A4 Prairie 300 4x4	99-02	18-8953x	—	—
KVF300B1 / B2 / B3 / B4 Prairie 300	99-02	18-8953x	—	—
KVF360 Prairie 360 (2 & 4WD)	03-11	18-8953x	—	18-2676
KLF400B1~B7 Bayou 400 4x4	93-99	18-8953x	—	—
KSF400	03-05	18-8944	—	—

## KAWASAKI - ATV/UTV/SxS

Note: Float Needles \*-sold each, x-sold pk/6, no mark-pk/5

Application	Year	Float Needle	Flt. Vlv Assy	Float Bowl Gskt/O-ring
KVF400 Prairie (2 & 4WD)	97-02	18-8953x	—	—
KVF650A1 / A2 Prairie 650 4x4	02-03	18-8953x	—	—
KVF650 Brute Force 4x4	05-10	18-8953x	—	—
KSV700 / KFX700	04-09	18-8953x	—	—
KVF700A1 / B1 Prairie 700 4x4	04-06	18-8953x	—	—
KRF750 Teryx 750 4x4	2008	18-8953x	—	—
KVF750 Prairie 750 4x4	05-07	18-8953x	—	—

## KAWASAKI - Dual Sport/Offroad

Note: Float Needles \*-sold each, x-sold pk/6, no mark-pk/5

Application	Year	Float Needle	Flt. Vlv Assy	Float Bowl Gskt/O-ring
KX60A1 / A2 / B1~B19	83-03	—	18-4675	18-2651
KX65A1 / A2 / A3 / A4 / A5 / A6	00-05	—	—	18-2651
KD80 / A2	75-76	—	18-4674	—
KDX80A / B / C	80-88	—	—	18-2651
KX80A1	1979	—	—	18-2651
KX85	01-08	—	—	18-2604*
MC1 / 1A / 1B-90	73-74	—	18-4674	—
MC1M / MC1MA-90	74-75	—	18-4674	—
G4TR100A~E	70-75	—	18-4674	—
KV100A7	1976	—	18-4674	—
G5 / A / B / G5C-100	72-75	—	18-4674	—
G31M100	70-71	—	18-4675	—
KD100M1 / M2 / M3 / M4	76-79	—	18-4674	—
KX100D	01-08	—	—	18-2604*
KE100A5 / A6 / A7	76-79	—	18-4674	—
KM100A1~A4	76-79	—	18-4674	—
KLX110A1 / A2 / A3 / A4 KLX110R	02-05	—	—	18-2649
KLX125A1 / A2	03-04	—	18-4669	—
KLX125B1 / B2	03-04	—	18-4669	—
KX125 / A / A3	74-76	—	18-4675	—
KX125B1 / B2 / C1 / D1 / E1 / E2	82-87	—	18-4683	—
KX125	88-97	18-6349	—	18-8985
KX125K5 / L1 / L2	98-00	18-6349	—	—
KLX140L	08-12	—	—	18-2649
F3-175 Bushwhacker	68-70	—	18-4675	—
F7 / F7A / F7B-175 Enduro	71-73	—	18-4675	—
KDX175A3	1982	—	18-4683	—
KDX200A1 / A2 / A3 / C1 / C2	83-87	—	18-4683	—
KDX200	88-05	18-6349	—	18-8985
KDX220A4~A12	97-05	18-6349	—	18-8985
F4 250 Sidewinder	69-70	—	18-4675	18-2667
F11 / A / F11B-250	73-75	—	18-4675	18-2667
KE250B1 / B2 / B3	77-79	—	18-4675	—
KDX250D1 / D2 / D3 / D4	91-94	18-6349	—	18-8985
KL250A1 / A1A / A2	78-79	18-8953x	—	18-2634
KL250D2~D22 KLR250	85-05	18-8953x	—	18-2676
KLX250R Offroad	94-96	18-8953x	—	18-2676
KLX250S / SF	06-10	18-8953x	—	18-2676
KX250F1 / G1 / H1 / H2 / J1 / J2	88-93	18-6349	—	18-8985
KX250K1 / K2 / K3 / K4	94-97	18-6349	—	18-8985
KX250 (2-stroke)	98-07	18-6349	—	18-2616*
KX250 KX250F (4-stroke)	08-10	18-6349	—	18-6274
KLX300A2~A10 Offroad	97-07	18-8953x	—	18-2676
F9 / A / B / C-350	72-75	—	18-4675	—
KLX400A1 KLX400SR Dual Sport	2003	18-8944	—	—
KLX450R	08-12	18-6349	—	18-6274
KX450 KX450F (4-stroke)	06-08	18-6349	—	18-6274
KX500A2	1984	—	18-4683	—
KX500D1 / E1~E16	88-04	18-6349	—	18-8985
KL600A1 / B1 / B2 KLR600	84-86	18-6349	—	18-2676
KL650A1~A19 KLR650	87-05	18-6349	—	18-2676
KL650B2 / B3 Tengai KLR650	90-91	18-6349	—	18-2676
KL650E KLR650	08-13	18-6349	—	18-2676
KLX650A1 / A2 / A3 / A4 Offroad	93-96	18-6349	—	18-2676
KLX650C Dual Sport	93-96	18-6349	—	18-2676
KLX650D1 Offroad	1996	18-6349	—	18-2676

SHOP EQUIP & TOOLS

HARD PARTS

CARB & FUEL

IGNITION/ELECTRICAL

CONTROL

SUSPENSION

ACCESSORIES

# FLOAT NEEDLES/VALVES • GASKETS / O-RINGS

## KEIHIN

Fits applications that use Keihin ALL ———— 18-8985  
 PJ/PWK 35/36/38/39mm carb No holes on o-ring.

## KTM

Used With Models with PWK AG Carb Quad Vent/Air  
 Striker with Hole On O-Ring 18-2616\*  
 Fits applications that use Keihin 96-00 ———— 18-8985  
 PWK 38/39mm Carbs up to year 2000. No holes on o-ring.  
 250/300/360SX/MXC/EXC

## POLARIS - ATV/UTV

Note: Float Needles \*-sold each, x-sold pk/6, no mark-pk/5

Application	Year	Float Needle	Flt. Vlv Assy	Float Bowl Gskt/O-ring
250 Scrambler	85-86	————	18-9242	18-2667
250 Cyclone	1987	————	18-9242	18-2667
250 Trail Boss	85-99	————	18-9242	18-2667
250 Trail Boss 4X4	87-92	————	18-9242	18-2667
250 Trail Boss 2X4	88-93	————	18-9242	18-2667
250 Big Boss 4X6/6x6	89-92	————	18-9242	18-2667
250 Trail Blazer	90-01	————	18-9242	18-2667
250 Big Boss 6X6	91-93	————	18-9242	18-2667
250 2X4/4X4/6X6	1993	————	18-9242	18-2667
300 2X4/4X4/6X6	94-95	————	18-9242	18-2667
300 Xplorer	96-01	————	18-9242	18-2667
300 Xpress	96-99	————	18-9242	18-2667
300 Sportsman	08-10	————	————	18-2655
325 Magnum 2x4/4x4	95-98	————	————	18-2655
325 Magnum 6x6	96-97	————	————	18-2655
325 Trail Boss	00-02	————	————	18-2655
325 Xpedition	00-02	————	————	18-2655
330 ATP 4x4	04-05	————	————	18-2655
330 Hawkeye 2x4	06-11	————	————	18-2655
330 Hawkeye 4x4	06-07	————	————	18-2655
330 Magnum	04-06	————	————	18-2655
330 Trail Boss	04-11	————	————	18-2655
330 Trail Blazer	08-11	————	————	18-2655
335 Sportsman	99-00	————	————	18-2655
335 Worker	1999	————	————	18-2655
350L Trail Boss 2X4/4X4	90-93	————	18-9242	18-2667
350L 2X4/4X4/6X6	1993	————	18-9242	18-2667
400 Sportsman	01-11	————	————	18-2655
400 Xpress	96-97	————	18-9242	18-2667
425 Xpedition	00-02	————	————	18-2655
450 Sportsman	06-07	————	————	18-2655
500 ATP	2005	————	————	18-2661
500 Magnum	99-03	————	————	18-2655
500 Scrambler	98-12	————	————	18-2661
500 Sportsman	96-00	————	————	18-2655
500 Sportsman	01-13	————	————	18-2661
500 Sportsman DUSE	2001	————	————	18-2661
500 Sportsman DUSE HO	2001	————	————	18-2655
500 Sportsman HO/RSE	02-13	————	————	18-2661
500 Xplorer	1997	————	————	18-2655
500 Big Boss 6x6	98-99	————	————	18-2655
500 Sportsman 6x6	00-07	————	————	18-2655
500 Worker	1999	————	————	18-2655
500 Worker	2001	————	————	18-2661
600 Sportsman	04-05	————	————	18-2655
700 Sportsman	04-06	————	————	18-2655
500 Scrambler	1997	————	————	18-2655
Ranger	1999	————	————	18-2655
Ranger 2x4/4x4/6x6	04-06	————	————	18-2655
Ranger 500 2x4	2009	————	————	18-2655
Ranger 400 4x4 HO	10-11	————	————	18-2655

## SUZUKI - Street

Note: Float Needles \*-sold each, x-sold pk/6, no mark-pk/5

Application	Year	Float Needle	Flt. Vlv Assy	Float Bowl Gskt/O-ring
GN125Z/D	82-83	18-8957x	18-4653	18-2617
GN125EM~EV	91-97	18-8957x	18-4653	————
GN250Z/D	82-83	————	————	18-2617
GN250F	1985	————	————	18-2617
GN250J	1988	————	————	18-2617
GS250TT/TX	80-81	18-8957x	18-4653	————
GT250K/L/M/A/B Hustler	73-77	————	————	18-2667
GZ250	99-09	————	————	18-4646
GS300LZ/LD/LF	82-85	18-8957x	18-4653	————
GT380K/L/M/A/B Sebring	73-77	————	————	18-2667
GN400T/XT/XX/TX/TX	80-82	————	————	18-2617
GS400B/XB	1977	————	18-4700	18-2613
GS425E/L	1979	————	18-4700	18-2600
GS450E/L	80-82	————	18-4700	18-2600
GS450ED	1983	18-8957x	18-4653	18-2612
GS450GAF Automatic	1985	18-8957x	18-4653	————
GS450LD	1983	18-8957x	18-4653	18-2612
GS450LF/LG/LH/LJ	85-88	18-8957x	18-4653	18-2612
GS450TXD	1983	18-8957x	18-4653	18-2612
GS500E	89-00	18-8944	18-4709	18-2661
GS500E	01-02	18-8944	18-8969	18-2661
GS500F	04-09	————	————	18-4646
GT500A/B Titan	76-77	————	————	18-2667
GS550B/C/EC	77-78	18-8956x	18-4648	18-2614
GS550N/EN/LN	1979	18-8956x	18-4648	18-2614
GS550ET	1980	18-8957x	18-4653	18-2612
GS550ED/ESD	1983	————	18-4729	————
GS550ES3/ESE/EF/ESF/ESG	83-86	————	18-4729	————
GS550LT/LX/LZ	80-82	18-8957x	18-4653	18-2612
GS550LD	1983	————	18-4729	————
GS550LF/LG	85-86	————	18-4729	————
GS550MZ	1982	18-8957x	18-4653	18-2612
GS550TX	1981	18-8957x	18-4653	18-2612
GT550K/L/M/A/B Indy	73-77	————	————	18-2667
GSF600 Bandit	96-03	18-8953x	————	18-2676
GSX600FJ/FK Katana	88-89	18-8957x	18-4653	18-2655
GSX600FL~FV Katana	90-97	18-8944	————	18-2661
GSX-R600V/W/X/Y	97-00	————	18-8969	18-2851
GR650D/XD Tempter	1983	18-8957x	18-4653	18-2612
GS650EX/EZ	81-82	18-8957x	18-4653	18-2612
GS650GX/GZ/GD	81-83	18-8957x	18-4653	18-2612
GS650GLX/GLZ/GLD	81-83	18-8957x	18-4653	18-2612
GS650MD Katana	1983	18-8957x	18-4653	18-2612
LS650FG/FH Savage	86-87	————	————	18-2617
LS650P Savage	86-88	————	————	18-2617
LS650P Savage	95-04	————	————	18-2617
LS650PS40	05-13	————	————	18-2617
SV650/S	99-02	————	————	18-2851
GS700EF/ESF	1985	18-8957x	18-4653	18-2612
GV700GLF Madura	1985	18-8957x	18-4653	————
GS750B/C/EC	77-78	18-8956x	18-4648	18-2614
GS750N/EN/LN	1979	18-8956x	18-4648	18-2614
GS750ET/EX/EZ/ED/ESD	80-83	18-8957x	18-4653	18-2612
GS750LT/LX	80-81	18-8957x	18-4653	18-2612
GS750TZ/TD	82-83	18-8957x	18-4653	18-2612
GS750SD Katana	1983	18-8957x	18-4653	18-2612
GSX750F Katana	89-97	18-8944	————	18-2661
GSX750F Katana	98-06	————	————	18-4646
GSX-R750G/H	86-87	18-8957x	18-4653	18-2655
GSX-R750RG	1986	18-8957x	18-4653	18-2655
GSX-R750J/K	88-89	18-8944	————	18-2661
GSX-R750L/M/N (Calif)	90-92	18-8944	————	18-2661
GSX-R750L/M/N (49 state)	90-92	18-8944	18-4705	18-2661
GSX-R750WP/WR/WS (Calif)	93-95	18-8944	————	18-2661
GSX-R750WP/WR/WS (49 state)	93-95	18-8944	18-4705	18-2661
GSX-R750T/V	96-97	————	18-8969	18-2851
GT750J/K Lemans	72-73	————	————	18-2667
GT750L/M/A/B Lemans	74-77	18-8956x	18-4652	18-2613

SHOP EQUIP & TOOLS

HARD PARTS

CARB & FUEL

IGNITION/ELECTRICAL

CONTROL

SUSPENSION

ACCESSORIES

# FLOAT NEEDLES/VALVES • GASKETS / O-RINGS

## SUZUKI - Street

**Note: Float Needles \*-sold each, x-sold pk/6, no mark-pk/5**

Application	Year	Float Needle	Flt. Vlv Assy	Float Bowl Gskt/O-ring
VS800G Intruder	92-09	18-8944	18-4682	—
VL800 Volusia	01-04	—	—	18-2851
VX800L/M/N/P	90-93	18-8944	18-4711	—
VZ800 Marauder	97-04	18-8944	18-4682	—
GS850GN	1979	18-8956x	18-4670	18-2614
GS850GT/GX/GZ/GD	80-83	18-8957x	18-4653	18-2612
GS850GLT/GLX/GLZ/GLD	80-83	18-8957x	18-4653	18-2612
GS1000C/EC/N	78-79	18-8956x	18-4648	18-2614
GS1000EN/LN/SN	1979	18-8956x	18-4648	18-2614
GS1000ET	1980	18-8957x	18-4653	18-2612
GS1000GT/GX	81-82	18-8957x	18-4653	18-2612
GS1000GLT/GLX	81-82	18-8957x	18-4653	18-2612
GS1000ST	1980	18-8957x	18-4653	18-2612
GS1000SZ Katana	1982	18-8957x	18-4653	18-2612
GS1100ET/EX/EZ/ED/ESD	80-83	18-8957x	18-4653	18-2612
GS1100GZ/GLZ/GD/GLD	82-83	18-8957x	18-4653	18-2612
GS1100GKZ/GK2/GKD/GKE	82-84	18-8957x	18-4653	18-2612
GS1100LT	1980	18-8957x	18-4653	18-2612
GS1100SD Katana	1983	18-8957x	18-4653	18-2612
GSX1100F Katana	88-93	—	18-4729	18-2655
GSX1100GM/GN/GP Shaft	91-93	18-8944	18-4709	18-2661
GSX-R1100G/H/J	86-88	18-8957x	18-4653	18-2655
GSX-R1100K/L/M/N	89-94	18-8944	—	18-2661
GSX-R1100WP/WR	93-94	18-8944	18-4705	18-2661
GSX-R1100WS/WT/WV/WW	95-98	18-8944	18-4727	18-2661
GS1150ES3/ESE/EF/ESF	83-85	18-8957x	18-4653	18-2612
GS1150EF2/EG/ESG	85-86	18-8957x	18-4653	18-2612
GSF1200SV/SW/SX/SY Bandit	97-00	—	18-4727	18-2661
GSF1200SAV Bandit	1997	—	18-4727	18-2661
GSF1200/S Bandit	01-05	—	—	18-4646
GV1200GLF/GLG Madura	85-86	18-8957x	18-4653	—
GV1200GLF2 Madura	1985	18-8957x	18-4653	—
VS1400GL Intruder	87-92	18-8944	18-4711	—
VS1400GL Intruder	93-09	18-8944	18-4682	—
VL1500 Intruder LC	98-04	—	18-8969	18-2851

## SUZUKI - ATV

ALT185F	1985	—	18-4606	—
LT185E/F/G/H Quadrunner	84-87	—	18-4606	—
LT230EH/EJ/EK/EL Quadrunner	87-90	—	18-4606	—
LT230EM/EN/EP Quadrunner	91-93	—	18-4606	—
LT230GEF/GEG Quadrunner	85-86	—	18-4606	—
LT-F230G/H	86-87	—	18-4606	—
LT250RF~RN Quadracer	85-92	—	18-4683	—
LT-F250J/K	88-89	—	18-4607	—
LT-F250 Quadrunner 2WD	90-99	18-8957x	18-4653	18-2655
LT-F250F Quadrunner 4WD	1999	18-8957x	18-4653	18-2655
LT-F250F Quadrunner 4WD	00-02	—	18-8969	18-4646
LT-Z250 Quad Sport	04-09	—	—	18-4646
LT-4WD Quadrunner 4WD	87-89	—	18-4607	—
LT-4WD Quadrunner 4WD	90-98	18-8957x	18-4653	18-2655
LT-F300F King Quad	1999	—	18-4711	18-2655
LT-F300F King Quad	00-02	—	18-4711	18-2655
LT-F4WDX King Quad	91-95	—	18-4711	18-2655
LT-F4WDX King Quad	96-98	—	18-4711	18-2655
LT-F4WDX King Quad E33 (Cal)	1998	18-8957x	18-4653	18-2655
LT-F4WDXV /WDW	97-98	—	18-4653	—
LT-A400F Eiger Auto (2 & 4WD)	02-09	18-6349	—	18-2676
LT-F400F Eiger 4WD	02-09	18-6349	—	18-2676
LT-Z400 Quad Sport	03-08	18-8944	—	18-4646
LT-A500F Vinson Auto 4WD	02-07	18-6349	—	18-2676
LT-F500F Quadrunner 4WD	98-02	—	—	18-2655
LT-F500F Vinson 4WD	03-07	18-6349	—	18-2676

## SUZUKI - Dual Sport/Offroad

**Note: Float Needles \*-sold each, x-sold pk/6, no mark-pk/5**

Application	Year	Float Needle	Flt. Vlv Assy	Float Bowl Gskt/O-ring
RM60K3	2003	—	18-4675	18-2651
RM65K3/K4	03-04	—	—	18-2651
RM85	02-07	—	—	18-2604*
DR100D/E/F/G/H/J/K/L	83-90	—	18-4607	—
SP100D	1983	—	18-4607	—
RM100K3	2003	—	—	18-2604*
DR-Z110K3/K5	03-05	—	—	18-2649
DR125G/H/J	86-88	—	18-4607	—
DR125S	94-96	18-8957x	18-4653	—
DR-Z125/L	03-05	—	18-4669	—
RM125E/F/G/H	84-87	—	18-4683	—
RM125J/K/L/M/N/P	88-93	—	18-4665	18-2552
RM125R/S/T/V/W	94-98	18-6349	—	18-8985
RM125X/Y	99-00	18-6349	—	—
SP125G/H/J	86-88	—	18-4607	—
DR200SE Dual Sport	96-09	18-8957x	18-4653	18-2655
SP200G/H/J	86-88	18-8957x	18-4653	—
DR250S Dual Sport	90-95	18-8944	18-4709	18-2661
DR-Z250 E33 (Calif)	01-07	—	—	18-4646
RL250L/M Trials Exacta	74-75	—	—	18-2667
RM250Z/D/E/F/G	82-86	—	18-4683	—
RM250J/K/L/M/N	88-92	—	18-4665	—
RM250P/R/S/T	93-96	18-6354	—	18-8985
RM250V	1997	18-6349	—	18-8985
RM250W/X/Y/K1/K2/K3/K4	98-05	18-6349	—	18-2616*
RM250K6/K7	06-07	—	—	18-2616*
RMX250K/L/M/N	89-92	—	18-4665	—
RMX250P/R/S/T/V/W	93-98	18-6354	—	18-8985
RM-Z250K4 (4-stroke)	04-09	18-6349	—	18-6274
SP250Z/D	82-83	—	—	18-2617
SP250F	1985	—	—	18-2617
TS250R/J/K/L/M Savage	71-75	—	—	18-2667
DR350S Dual Sport	90-93	18-8944	18-4709	18-2661
DR350SE Dual Sport	94-99	18-8944	18-4709	18-2661
DR350 Offroad E33 (CALIF)	97-99	18-8944	18-4709	18-2661
DR-Z400EY/EK1/EK2	00-02	18-6349	—	—
DR-Z400EK3/EK4 (FCR Carb)	03-04	18-6349	—	—
DR-Z400E Offroad E33 (Calif)	04-07	—	—	18-4646
DR-Z400S Dual Sport	00-12	—	—	18-4646
DR-Z400SM Supermoto	05-09	—	—	18-4646
SP400T	1980	—	—	18-2617
TS400L/M/A/B Savage	74-77	—	—	18-2667
RM-Z450K4 (4-stroke)	05-07	18-6349	—	18-6274
RM465Z	1982	—	18-4683	—
RM500D/E	83-84	—	18-4683	—
SP500X/Z/D	81-83	—	—	18-2617
SP600F	1985	—	—	18-2617
DR650S	91-93	—	—	18-2661
DR650SE	94-12	—	—	18-2661

## TRIUMPH - Street

Applications with Mikuni BS Carbs	18-8944	—	—
Applications with Keihin CVK Carbs	18-6349	—	18-2676



### LED MAGNIFYING GLASS

3" Diameter Lighted Magnifying Glass  
4X Magnification Power Great For  
Reading Jet Sizes Replaceable Battery "

**35-4321** LED Magnifying Glass

SHOP EQUIP & TOOLS

HARD PARTS

CARB & FUEL

IGNITION/ELECTRICAL

CONTROL

SUSPENSION

ACCESSORIES

# FLOAT NEEDLES/VALVES • GASKETS / O-RINGS

## YAMAHA - Street

Note: Float Needles \*-sold each, x-sold pk/6, no mark-pk/5

Application	Year	Float Needle	Flt. Vlv Assy	Float Bowl Gskt/O-ring
TA125	1975		18-4650	
XC180 Riva	83-85	18-8944	18-4676	
RD250/A/B	73-75		18-4650	18-2652
SR250 Exciter/Exciter II	80-82	18-8944	18-4676	18-2612
SRX250T/TC	1987	18-8940		18-4774
XV250 Route66/Virago/V-Star	88-12	18-8944		18-8996
RD350/A/B	73-75		18-4650	18-2652
RZ350L/N/NC/NCII	84-85			18-2651
XS360C/D/2D	76-77	18-8956x	18-4652	18-2613
FZR400	88-90	18-8944		
RD400C/D/E/F	76-79		18-4650	18-2652
XS400D/E/2E/F/2F	77-79	18-8956x	18-4652	18-2617
XS400 Special Series	80-82	18-8944	18-4676	18-2612
XS400J Maxim	1982	18-8957x	18-4653	18-2635
XS400K Maxim	1983	18-8957x		18-2635
XS400RJ Seca	1982	18-8957x	18-4653	18-2635
XS400RK Seca	1983	18-8957x		18-2635
SR500E/F/G/H	78-81	18-8942		
XS500C/D	76-77			18-2613
XS500E	1978	18-8956x	18-4652	18-2617
XV535 Virago	87-88			18-2852
XV535 Virago	90-99	18-8944	18-4757	18-2852
XJ550H/J/K Maxim	81-83	18-8944	18-4676	18-2615
XJ550RH/RJ/RK Seca	81-83	18-8944	18-4676	18-2615
XZ550RJ Vision	1982	18-8957x		
XZ550RK Vision	1983	18-8957x	18-4653	
FJ600L/LC/N/NC	84-85	18-8944	18-4676	18-2635
FZ600S/SC/T/TC/U/UC	86-88	18-8944	18-4760	18-2615
FZR600	89-99	18-8944		18-2858
XJ600 Seca II	1992	18-8944		18-8996
XJ600 Seca II	93-98	18-8944	18-4684	18-8996
SRX600S/SC	1986	18-8935		18-4773
YX600S/SC~A/AC Radian	86-90	18-8944	18-4760	18-2615
YZF600R	95-05	18-8953x		18-2677
YZF-R6	00-02	18-8944		
XJ650G/H/J/K Maxim	80-83	18-8943	18-8937	18-2612
XJ650LH Midnight Maxim	1981	18-8943	18-8937	18-2619
XJ650LJ/LK Seca Turbo	82-83	18-8957x		
XJ650RJ Seca	1982	18-8943	18-8937	18-2619
XS-1/XS-1B 650	70-71		18-4650	18-2613
XS2-650	1972			18-2613
TX650/A	73-74			18-2613
XS650B/C/D/E/F	75-79			18-2613
XS6502F	1979			18-2613
XS650SE/SF Special	78-79			18-2613
XS650 Twins, All	80-83	18-8944	18-4676	18-2612
XV650 V-Star	98-11	18-8944		18-8996
FZ700T/TC	1987	18-8944	18-4684	18-8992
FZX700S/SC/T/TC	86-87	18-8944	18-4684	18-8992
XJ700N/NC Maxim (Hitachi)	1985	18-8943	18-8937	18-2619
XJ700S/SC Maxim (Hitachi)	1986	18-8943	18-8937	18-2619
XJ700XN/XNC Maxim X (Mikuni)	1985	18-8944	18-4760	18-2635
XJ700XS/XSC Maxim X (Mikuni)	1986	18-8944	18-4760	18-2635
XV700Virago, All	84-87	18-8943	18-8937	18-8994
FZ750N/S/SC	85-86	18-8944	18-4684	18-8992
FZ750U/UC	1988	18-8944		18-8992
FZR750RT	1987	18-8944	18-4684	18-8992
FZR750RU	1988	18-8944		18-8992
TX750/A	73-74			18-2613
XJ750J/K Maxim	82-83	18-8943	18-8937	18-2619
XJ750MK Midnight Maxim	1983	18-8943	18-8937	18-2619
XJ750RH/RJ/RK Seca	81-83	18-8943	18-8937	18-2619
XS750D/2D	1977	18-8956x	18-4652	18-2613
XS750E/F	78-79	18-8956x	18-4652	18-2617
XS750SE/SF Special	78-79	18-8956x	18-4652	18-2617
XV750H/J/K Virago	81-83	18-8943	18-8937	18-2624
XV750MK Midnight Virago	1983	18-8943	18-8937	18-2624
XV750 Virago, All	88-98	18-8944	18-4758	18-2696

## YAMAHA - Street

Note: Float Needles \*-sold each, x-sold pk/6, no mark-pk/5

Application	Year	Float Needle	Flt. Vlv Assy	Float Bowl Gskt/O-ring
YZF750	94-98			18-2858
TDM850	92-93	18-8944		18-2858
XS850G/H	80-81	18-8943		18-2622
XS850LG/LH Midnight Special	80-81	18-8943		18-2622
XS850SG/SH Special	80-81	18-8943		18-2622
XJ900RK Seca	1983	18-8957x		18-2635
XV920J Virago	1982	18-8943	18-8937	18-2624
XV920K Virago	1983	18-8943	18-8937	18-8994
XV920MK Midnight Virago	1983	18-8943	18-8937	18-8994
XV920RH/RJ	81-82	18-8943	18-8937	18-2624
FZR1000T/TC/U/UC	87-88	18-8944		18-8992
FZR1000W/WC~F/FC	89-95	18-8944		18-2858
FZS1000 FZ1	01-05	18-8944		18-4646
XV1000L/LC/N/NC Virago	84-85	18-8943	18-4740	18-8994
YZFR-1	98-01			18-2851
FJ1100L/LC/N/NC	84-85	18-8944	18-4760	18-2635
XJ1100J Maxim	1982	18-8944	18-4676	18-2612
XS1100E/F	78-79	18-8956x	18-4652	18-2617
XS1100G/H	80-81	18-8944	18-4676	18-2612
XS1100LG/LH Midnight Special	80-81	18-8944	18-4676	18-2612
XS1100SF Special	1979	18-8956x	18-4652	18-2617
XS1100SG/SH Special	80-81	18-8944	18-4676	18-2612
XV1100S/SC/T/TC Virago	86-87	18-8943	18-4740	18-8994
XV1100U/UC~L/LC Virago	88-99	18-8944	18-4758	18-2696
XVS1100 V-Star, All	99-09	18-8944		18-4646
FJ1200S/SC/T/TC	86-87	18-8944	18-4760	18-2635
FJ1200W/WC/A/AC	89-93	18-8944	18-4758	18-2635
VMX12 V-Max	85-07	18-8944	18-4757	18-2852
XVZ1200 Venture	83-85			18-2852
XVZ13 Venture & Venture Royale	86-93	18-8944	18-4757	18-2852
XVZ1300 Royal Star	96-00	18-8944	18-4758	18-8996
XVZ1300 Boulevard	2001	18-8944	18-4758	18-8996
XVZ1300 Tour Classic	96-00	18-8944	18-4758	18-8996
XVZ1300 Tour Deluxe	00-01	18-8944	18-4758	18-8996
XVZ1300 Venture	99-11			18-2851
XVZ1300MM Limited Edition	2000			18-2851
XVZ1300 Midnite Venture	02-07			18-2851
XVZ1300 Tour Deluxe	04-07			18-2851
XV1600 Road Star	99-03	18-8944		18-4646
XV1700 Road Star	04-07	18-8944		18-4646

## YAMAHA - ATV/UTV

Note: Float Needles \*-sold each, x-sold pk/6, no mark-pk/5

Application	Year	Float Needle	Flt. Vlv Assy	Float Bowl Gskt/O-ring
YFA1W Breeze Moto-4	1989		18-4669	18-2660
YFA1 Breeze Moto-4	91-04		18-4669	18-2660
YFM125G Grizzly	04-10		18-4669	18-2660
YFM125R Raptor	11-12			18-4646
YT125G/H/J/K/L/N Tri-Moto	80-85			18-2651
YT175J/K Tri-Moto	82-83			18-2651
YFM200N Moto-4	1985		18-4669	18-2660
YFM200DXS~DXW Moto-4	86-89		18-4669	18-2660
YFS200U~T Blaster	88-05		18-4667	18-2651
YTM200 Tri-Moto	83-85			18-2660
YFM225S/T/U Moto-4	86-88		18-4669	18-2660
YTM225DRN/DRS Tri-Moto	85-86		18-4669	18-2660
YTM225DX Tri-Moto	83-85		18-4669	18-2660
YFU1TW/YFU1W Pro-Hauler	1989		18-4669	18-2660
YFB250 Timberwolf	92-00		18-4669	18-2660
YFM25 Bruin 250	05-06			18-4646
YFM25 Big Bear 250	07-09			18-4646
YFM250W/A/B Moto-4	89-91		18-4669	18-2660
YFM250R Raptor	08-11			18-4646
YFM250X Bear Tracker	99-04			18-2655
YFM350AS Bruin 350 Auto 2WD	04-06	18-8944	18-9255	18-4646
YFM350ERT~ERA Moto-4 ATV	87-90	18-8944	18-4681	18-4628

## YAMAHA - ATV/UTV

Note: Float Needles \*-sold each, x-sold pk/6, no mark-pk/5

Application	Year	Float Needle	Fit. Viv Assy	Float Bowl Gskt/O-ring
YFM350ERD/ERE/ERF/ERG	92-95	18-8944	18-4681	18-4628
YFM350FA Bruin 350 Auto 4X4	04-06	18-8944	18-9255	18-4646
YFM35G/FG Grizzly	07-11	—	18-9255	18-4646
YFM350FWT~FWJ Big Bear	87-97	18-8944	18-4681	18-4628
YFM350FWB Big Bear 4WD	97-99	18-8944	—	18-2655
YFM350FXG Wolverine	1995	18-8944	18-4681	18-4628
YFM350FX Wolverine	96-05	18-8944	—	18-2655
YFM350R Raptor	04-11	18-8944	—	18-4646
YFM350U Big Bear 2WD	96-98	18-8944	18-4681	18-4628
YFM350UL Big Bear 2WD	1999	18-8944	—	18-2655
YFM350XT~XS/XSC Warrior	87-04	18-8944	18-4681	18-4628
YFP350U Terrapro	1988	18-8944	18-4681	18-4628
YFZ350T~T Banshee	87-05	18-8944	18-4672	18-2651
YFM400 Big Bear 400	00-04	—	18-9255	18-4646
YFM40 Big Bear 400	05-11	—	18-9255	18-4646
YFM400FW Kodiak 4WD	93-98	18-8944	18-4681	18-4628
YFM400FW Kodiak 400 4WD	1999	—	—	18-2655
YFM400A/FA Kodiak 2WD/4WD	00-06	18-8944	18-9255	18-4646
YFM4FG Grizzly 400	07-08	—	18-9255	18-4646
YFM45FG Grizzly 450 4WD	07-11	—	18-9255	18-4646
YFM450FA Kodiak 450 4WD	03-06	18-8944	18-9255	18-4646
YFM450FX Wolverine	06-10	—	18-9255	18-4646
YFZ450	04-09	18-6349	—	18-6274
YXR450 Rhino	06-09	—	—	18-4646
YFM600F Grizzly	98-01	18-8944	18-9249	18-2661
YFM660FGrizzly, All	02-08	18-8944	—	18-4646
YFM660R Raptor	01-05	—	—	18-4646
YXR660 Rhino	04-07	—	—	18-4646

## YAMAHA - Dual Sport/Offroad


Note: Float Needles \*-sold each, x-sold pk/6, no mark-pk/5

Application	Year	Float Needle	Fit. Viv Assy	Float Bowl Gskt/O-ring
YZ60J/K	82-83	—	—	18-2651
YZ80B	1975	—	—	18-2651
YZ80C-N1	76-01	—	18-4650	18-2651
YZ85	93-08	—	—	18-2604*
DT100A/B/C/D/E/F/G/H/J/K	74-83	—	—	18-2651
MX100A/B	74-75	—	18-4650	18-2652
MX100F/G/H/J/K	79-83	—	—	18-2651
RT100A	1990	—	—	18-2651
RT100D~M	92-00	—	—	18-2651
AT1/AT-1MX	69-71	—	18-4650	—
AT2/AT3-125 Enduro	72-73	—	18-4650	18-2651
DT125A/B/C/D/E/F Enduro	74-79	—	18-4650	18-2651
DT125G/H Enduro	80-81	—	—	18-2651
MX125A/B	74-75	—	18-4650	18-2652
TT125RM/RMC	2000	—	—	18-2660
TT-R125 All Models	00-11	—	—	18-2660
YZ125A/B/C/D	74-77	—	18-4650	—
YZ125W/A/B/D/E1/F1	89-94	—	18-4665	18-2552
CT1/CT2/CT3	71-73	—	18-4650	—
DT175A/B/C/D/E/F Enduro	74-79	—	18-4650	18-2651
DT175G/H Enduro	80-81	—	—	18-2651
MX175A/B	74-75	—	18-4650	18-2652
MX175F/G/H	79-81	—	—	18-2651
TY175B/C Trials	75-76	—	—	18-2651
RT180A~K	90-98	—	—	18-2651
TW200T/TC~M/MC Trailway	87-00	—	—	18-4774
TT225S/T	86-87	—	—	18-4773
TT-R225	99-04	18-8944	—	18-2655
XT225 Serow Dual Sport	92-00	—	—	18-2655
XT225 Dual Sport	01-07	—	—	18-2655
TT-R230	05-11	—	—	18-4773
DT250B	1975	—	—	18-2652
DT250C	1976	—	18-4650	18-2652
DT250D/E/F	77-79	—	—	18-2652

## YAMAHA - Dual Sport/Offroad


Note: Float Needles \*-sold each, x-sold pk/6, no mark-pk/5

Application	Year	Float Needle	Fit. Viv Assy	Float Bowl Gskt/O-ring
DT1-250 Enduro	1968	—	—	18-2667
DT1B/DT1C-250 Enduro	69-70	—	—	18-2667
DT1E-250 Enduro	1971	—	—	18-2667
DT1S-250 Enduro	1969	—	—	18-2667
DT1C-MX250	1970	—	—	18-2667
DT1E-MX250	1971	—	—	18-2667
DT2/DT3-250 Enduro	72-73	—	—	18-2667
TY250	76-77	—	18-4650	—
WR250FN/FP/FR/FS	01-11	18-6349	—	18-6274
XT250L/LC Dual Sport	1984	18-8935	—	18-4774
YZ250FN/FP/FR/FS 4-stroke	01-11	18-6349	—	18-6274
YZ250W	89-93	—	18-4665	18-2552
YZ250A/B/D/E1/F1	89-94	—	18-4665	18-2552
YZ250G1/H1/J1/K1	95-98	18-6349	—	18-8985
YZ250L1/M1/N/P/R/S1	99-04	18-6349	—	18-2616*
YZ250	05-08	—	—	18-2616*
YZ250WRW/WRA	89-90	—	18-4665	18-2552
BW350T/U	87-88	18-8940	—	18-4773
TT350S/T Offroad	86-87	18-8935	—	18-4774
XT350N/NC~M/MC Dual Sport	85-00	18-8935	—	18-4774
DT400B	1975	—	—	18-2652
DT400C	1976	—	18-4650	18-2652
WR400FK/FL/FM	98-00	18-6349	—	18-6274
YZ400FK/FL	98-99	18-6349	—	—
YZ426FM/FN/FP	00-02	18-6349	—	18-6274
WR426FN/FP	01-02	18-6349	—	18-6274
WR450FR/FY, YZ450FR/FY	03-09	18-6349	—	18-6274
TT500C/D/	76-77	—	18-4650	—
XT500C	1976	—	18-4650	—
XT500E/F/G/H Dual Sport	78-81	18-8942	—	—
XT550J/K Dual Sport	82-83	18-8935	—	18-4773
TT600K/L/N/S Offroad	83-86	18-8935	—	18-4773
XT600L/LC~W/WC Dual Sport	84-89	18-8935	—	18-4773
XT600EA/EAC~EG/EGC Dual	90-95	18-8940	—	18-4773



**K&L FUEL MIXTURE SCREWS for SUZUKI MIKUNI BS SERIES CARBS**  
 Mixture screws for Suzuki GS series carburetors. (CV Carbs)  
 Each mixture screw includes o-ring, washer spring and aluminum plug. **Made in Japan.** Sold each.  
**18-2645** FA-1 6 x 0.5mm x 20.60mm GS750/GS850/GS1000  
**18-2646** FA-2 6 x 0.5mm x 22.00mm GS1000/GS1100/GS1150

## K&L MIXTURE SCREW WASHERS for KEIHIN CARBS



**Made in Japan.** Sold pk/50.  
**18-0055** Mixture Screw Washers: 1 x 3 x 5mm

SHOP EQUIP & TOOLS

HARD PARTS

CARB & FUEL

IGNITION/ELECTRICAL

CONTROL

SUSPENSION

ACCESSORIES

# AIR CUT-OFF VALVE SETS

SHOP EQUIP & TOOLS



HARD PARTS

## K&L AIR CUT-OFF VALVE SETS

Here's an inexpensive alternative to the costly OEM assembly. To prevent "afterburn" generated by a lean fuel mixture when closing the throttle, the air cut-off valve temporarily closes the slow-jet air passage, creating an instantly richer mixture. Included in these high quality kits are all parts necessary for a complete rebuild. (diaphragm, spring and o-ring). **Made in Japan.**

CARB & FUEL

### HONDA - Street

<b>18-2824</b>	16048-MR1-004, 16048-MS9-641	
	16048-MR1-691	
	VT600C Shadow VLX	89-97
	VT600CD Shadow VLX Deluxe	93-98
	NT650 Hawk GT	88-91
	PC800 Pacific Coast	89-90
	PC800 Pacific Coast	94-98

IGNITION/ELECTRICAL

<b>18-2793</b>	16048-428-305, 16048-425-671	
	CB650	1979
	CB750F Super Sport	1979
	CB750K	1979
	CB750L LTD	1979

CONTROL

<b>18-2794</b>	16048-413-004	
	XL250S	78-79
	CB400A Automatic	1978
	CB400T1 Hawk	78-79
	CB400TII Hawk	79-79
	CM400A Automatic	1979
	CM400T	1979
	CX500	78-79
	CX500C Custom	1979
	CX500D Deluxe	1979

SUSPENSION

<b>18-2796</b>	16048-KB7-901	
	XL250R	82-83
	CB450SC (California)	85-86
	FT500 Ascot (single cylinder)	82-83
	XL500R	1982
	CX650C Custom	1983
	GL650 Silverwing	1983
	GL650I Silverwing Interstate	1983
	CB1000C Custom	1983
	CB1100F Super Sport	1983

ACCESSORIES

<b>18-2797</b>	16048-MA2-004, 16048-422-004	
	CBX1000 (1047cc 6-cyl) Super Sport	79-82
<b>18-2792</b>	16048-371-004	
	GL1000 Goldwing	75-79
	GL1000L Goldwing LTD	1976
<b>18-2798</b>	16048-MG9-741, 16048-MG9-671	
	GL1200 Goldwing	1984
	GL1200A Goldwing Aspencade	84-87
	GL1200I Goldwing Interstate	84-87

### HONDA - Street

<b>18-2834</b>	16048-MR7-004, 16048-MM5-671	
	VTR250 Interceptor VTR	88-90
	CBR600F Hurricane (California models only)	87-89
	VFR750R RC30	1990
	VFR750F	90-93
	CBR1000F Hurricane	87-88
	ST1100	91-02
	ST1100A (ABS)	92-02
	ST1100P (Police)	1993

### 18-2823 16048-MM8-405, 16048-MAH-670, 16048-MM8-772

	VT1100C Shadow 1100	87-90
	VT1100C Shadow 1100	92-96
	VT1100C Shadow 1100 Spirit	97-03
	VT1100C2 Shadow 1100 ACE	95-99
	VT1100C2 Shadow Sabre	00-03
	VT1100C2-2 Shadow 1100	1997
	VT1100C3 Shadow Aero	98-02
	VT1100D2 Shadow 1100 ACE	1999
	VT1100T Shadow ACE Tourer	98-01

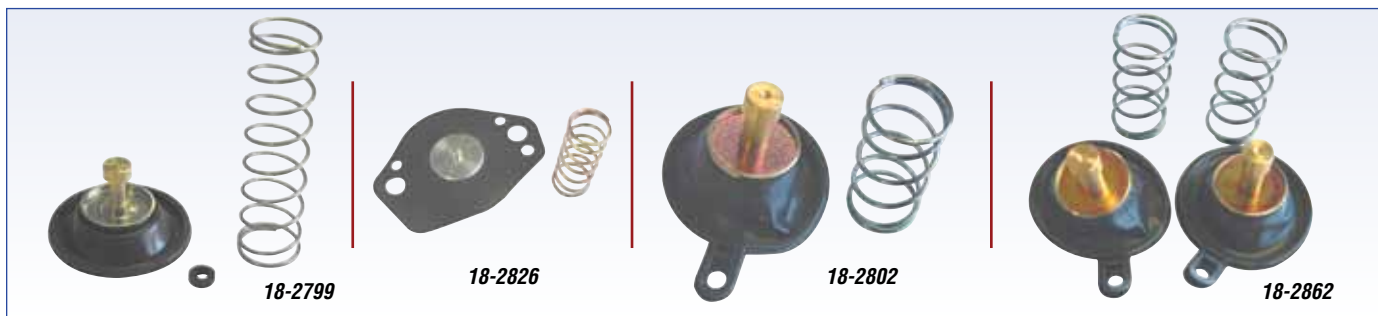
### 18-2795 16048-429-771, 16048-429-671, 16048-443-901

	XL250S	80-81
	CB400T	80-81
	CM400A Automatic	80-81
	CM400C Custom	1981
	CM400E	80-81
	CM400T	80-81
	CB450SC Nighthawk	82-83
	CB450SC Nighthawk (49 State)	1985
	CB450T Hawk	1982
	CM450A Automatic	82-83
	CM450C Custom	1982
	CM450E	82-83
	CX500C Custom	80-82
	CX500D Deluxe	80-81
	GL500 Silverwing	81-82
	GL500I Silverwing Interstate	81-82
	XL500S Dual Sport	79-81
	CB650	1980
	CB650C Custom	1980
	CB750C Custom	80-82
	CB750F Super Sport	80-82
	CB750K	80-82
	CB750SC Nighthawk	82-83
	CB900C Custom	80-82
	CB900F Super Sport	81-82
	GL1100 Goldwing	80-83
	GL1100A Goldwing Aspencade	82-83
	GL1100I Goldwing Interstate	80-83

### HONDA Dual Sport/Offroad

<b>18-2794</b>	16048-413-004	
	XL250S	78-79

Toll Free: 800-727-6767 www.klsupply.com Fax: 408-727-4842



### HONDA - Dual Sport/Offroad

<b>18-2796</b>	16048-KB7-901	
CRF230F		03-12
XL250R		82-83
XR250R		86-04
XR350R		1985
XL500R		1982
XR600R		88-00

### 18-2795 16048-429-771

XL250S		80-81
XR250		1980
XR250R		81-82
XL500S		79-81
XR500		79-80
XR500R		81-82

### KAWASAKI - Street

<b>18-2799</b>	43028-1053 Diaphragm - qty 1	
	92081-1891 Spring - qty 1	
	92055-1245 O-Ring ("U-Ring") - qty 1	
EL250B2/B3 Eliminator		88-89
EL250E1 250HS Eliminator		91-94
EX250E1/E2 Ninja250R		86-87
EX250F Ninja 250R		88-07
EX250J Ninja 250R		08-12
KL600A1/B1/B2 KLR600		84-86
KL650A KLR650		87-13
KL650B2 Tengai KLR650		1990
KLX650C1/C2/C3/C4 (dual)		93-96
KL650E KLR650		08-12
VN700A1 Vulcan		1985
VN750A2~A21 Vulcan 750		86-05
ZG1000A1~A20 Concours		86-05
ZL1000A1 Eliminator		1987
VN1500A1~A9 Vulcan 88		87-95
VN1500A10/A11/A12/A13 Vulcan 1500		96-99
VN1500B1/B2/B3/B4 Vulcan 88 SE		87-90
VN1500C3/C4 Vulcan 1500L		96-97

### 18-2801 43028-1053 Diaphragm - qty 1

	92081-1885 Spring - qty 1	
	92055-1245 O-Ring ("U-Ring") - qty 1	
VN800A1/A2/A3/A4/A5/A6 Vulcan 800		95-00
VN800A7/A8/A9/A10/A11 Vulcan 800		01-05
VN800B1/B2/B3/B4/B5 Vulcan 800 Classic		96-00
VN800B6/B7/B8/B9/B10 Vulcan 800 Classic		01-05
VN800C1/C2 Vulcan 800 Drifter		99-00
VN800E1/E2/E3/E4 Vulcan 800 Drifter		01-05
VN1500D1/D2 Vulcan 1500 Classic		96-97
VN1500E1/E2/E3 Vulcan 1500 Classic		98-00
VN1500E4/E5 Vulcan 1500 Classic		01-02
VN1500E6/E7 Vulcan 1500 Classic		03-04
VN1500G1/G1A/G1AL/G1L Vulcan Nomad		1999
VN1500G2A/G2AL Vulcan Nomad		2000
VN1500G3/G3L Vulcan 1500 Nomad		2001

### KAWASAKI - ATV

<b>18-2826</b>	43028-S008 Diaphragm - qty 1	
	92145-S098 Spring - qty 1	
KSF400A1/A2/A3 KFX400		03-06
KFX400		03-06

### KAWASAKI - Dual Sport/Offroad

<b>18-2799</b>	43028-1053 Diaphragm - qty 1	
	92081-1891 Spring - qty 1	
	92055-1245 O-Ring ("U-Ring") - qty 1	
KLX300R		97-07
KLX400B1 (Offroad)		2003
KL600A1/B1/B2 KLR600		84-86
KL650A1~A19 KLR650		87-05
KL650B2/B3 Tengai KLR650		90-91
KL650E KLR650		08-12
KLX650RA1/A2/A3/D1 (Offroad)		93-96
KLX650C1~C4 (Dual Sport)		93-96

### SUZUKI - Street

<b>18-2802</b>	13480-24B00-Diaphragm-qty 1	
	13481-05A10-Spring-qty 1	
<b>NOTE:</b> The applications listed for 18-2802 all use one diaphragm and spring per carb body, requires four kits to do all V-Four model carbs, two kits for V-Twin model carbs.		
<b>Application-(V-Twin Models-requires 2 kits)</b>		
VS700GL Intruder		86-87
VS750GL Intruder		88-91

### Application-(V-Four Models-requires 4 kits)

GV700GL Madura		1985
GV1200GL Madura		85-86
GV1400G Cavalcade		86-89

### 18-2822 13480-10F00 Diaphragm-qty 1

	13417-19F00 Spring-qty 1	
SV650X/Y/K1/K2		99-02
SV650SX/Y/K1/K2		99-02

### 18-2862 13480-24B00-Diaphragm-qty 2

	13481-45C10-Spring-(front & rear carb)-qty 2	
Application-(V-Twin Models)		
VS800GLN/GLP/GLR Intruder		92-94

### 18-2885 13480-05A10 Diaphragm - qty 1

	13481-24B00 Spring - qty 1	
LS650 Savage		86-04
LS650 S40		05-14

### 18-2887 13480-24B00-Diaphragm-qty 2

	13481-38B00-Spring-(front & rear carb)-qty 2	
Application-(V-Twin Models)		
VS1400GLPH/GLPJ Intruder		87-88
VS1400GLFH Intruder		1987

### 18-2888 13480-24B00-Diaphragm-qty 2

	13481-38B40-Spring-(front & rear carb)-qty 2	
Application-(V-Twin Models)		
VS1400 Intruder		91-09

SHOP EQUIP & TOOLS

HARD PARTS

CARB & FUEL


IGNITION/ELECTRICAL

CONTROL

SUSPENSION

ACCESSORIES

# AIR CUT-OFF VALVE SETS



SHOP EQUIP & TOOLS

HARD PARTS

## K&L AIR CUT-OFF VALVE SETS

Here's an inexpensive alternative to the costly OEM assembly. To prevent "afterburn" generated by a lean fuel mixture when closing the throttle, the air cut-off valve temporarily closes the slow-jet air passage, creating an instantly richer mixture. Included in these high quality kits are all parts necessary for a complete rebuild. (diaphragm, spring and o-ring). **Made in Japan.** Sold in sets to rebuild one carb.

### SUZUKI - ATV

<b>18-2799</b>	13480-38F00 Diaphragm - qty 1	
	13486-15F00 Spring - qty 1	
	13486-15F00 O-Ring ("U-Ring") - qty 1	
	LT-A400K2/K3/K4 Eiger Auto 2WD	02-04
	LT-A400FK2/FK3/FK4 Eiger Auto 4WD	02-04
	LT-A400FCK3/FCK4 Eiger Auto 4WD	03-04
	LT-F400K2/K3/K4 Eiger 2WD	02-04
	LT-F400FK2/FK3/FK4 Eiger 4WD	02-04
	LT-A500FK2/FK3/FK4/FCK4 Vinson 4WD	02-04
	LT-F500FK3/FK4 Vinson Manual 4WD	03-04

<b>18-2826</b>	13480-10F00 Diaphragm - qty 1	
	13481-41F20 Spring - qty 2	
	LT-Z400K~K8 QuadSport ATV	03-08

### SUZUKI - Dual Sport/Offroad

<b>18-2799</b>	13480-29F00 Diaphragm - qty 1	
	13481-29F00 Spring - qty 1	
	13486-15F00 O-Ring ("U-Ring") - qty 1	
	DR-Z400EY/EK1/EK2/EK3/EK4 Offroad w/electric start	00-04
	DR-Z400Y/K1/K2 Offroad	00-02

### YAMAHA - Street

<b>18-2819</b>	3CF-1490H-00-00 Diaphragm & Spring Set	
	XV750U Virago (US applications-49 state)	

**NOTE: Not used on XV750 California model for 1988**

	XV750W/WC/A/AC/B/BC Virago	89-91
	XV750D/DC/E/EC/F/FC/G/GC Virago	92-95
	XV750H1/HC1/J1/JC1 Virago	96-97
	XV1100U/UC/W/WC/A/AC/B/BC Virago	88-91
	XV1100D/DC/E/EC/F/FC/G/GC Virago	92-95
	XV1100H/HC/J/JC/K/KC/L/LC Virago	96-99
	XV1100SH/SHC/SJ/SJC/SK/SKC Virago	96-98

<b>18-2802</b>	3LD-1490H-00-00 Diaphragm & Spring Set	
	26H-1490H-00-00	
	22V-14940-00-00	

	XVS650 V-Star (ALL)	98-11
	TDM850	92-93
	VMX1200 V-Max	85-07
	XVZ1200 Venture	83-84
	XVZ1200 Venture Royale	83-85
	XVZ1300 Venture Royale	86-93

### YAMAHA - Street

<b>18-2822</b>	5EL-1490H-00-00 Diaphragm & Spring Set	
	FZS1000 FZ-1	01-05
	XVS1100 V-Star (ALL)	99-09
	XVZ1300 Royal Star Venture	99-11
	XVZ1300 Royal Star Midnight Venture	02-04
	XVZ1300 Royal Star Tour Deluxe	05-10

### YAMAHA - ATV

<b>18-2802</b>	3LD-1490H-00-00 Diaphragm & Spring Set	
	26H-1490H-00-00	
	YFM250X BearTracker 2WD	99-04
	YFM350ER Moto-4	87-95
	YFM350FW Big Bear 4WD	87-99
	YFM350U Big Bear 2WD	96-99
	YFM350FX Wolverine 4WD	95-05
	YFM350X Warrior	87-04
	YFM400FW Kodiak 4WD	93-99

### 18-2826 5YT-1490H-00-00 Diaphragm & Spring Set

	YFM350 S/RS Raptor	2004
	YFM350 RT/RSET Raptor	2005
	YFM350 RV/RSEV Raptor	2006
	YFM350 RW/RSEW/RSE2W Raptor	2007
	YFM35 RW Raptor	2007
	YFM35 RX Raptor	2008
	YFM35 RYL/RYW Raptor	2009
	YMF350S/RS Raptor	2004
	YMF350RT/RSET Raptor	2005
	YMF350RV/RSEV Raptor	2006
	YMF350RW/RSEW/RSE2W/35RW Raptor	2007
	YFM35RX Raptor	2008
	YFM35RYL/RYW Raptor	2009
	YFM35RZW Raptor	2010
	YFM35RAL Raptor	2011

### 18-2822 5EL-1490H-00-00 Diaphragm & Spring Set

	5AP-14940-00-00/4XY-14589-00-00	
	YFM35A/FA Bruin Auto	04-06
	YFM35G/FG Grizzly 350	07-11
	YFM35X Wolverine 2WD	06-08
	YFM400F/FM Big Bear	00-11
	YFM400A/FA Kodiak	00-02
	YXR450F Rhino	06-09
	YFM660R Raptor	01-05

### YAMAHA - Dual Sport/Offroad

<b>18-2802</b>	3LD-1490H-00-00 Diaphragm & Spring Set	
	26H-1490H-00-00	
	TT-R225 Offroad	99-04
	XT225 Serow Dualsport	92-00
	XT225 Dualsport	01-07

CARB & FUEL

IGNITION/ELECTRICAL

CONTROL

SUSPENSION

ACCESSORIES

Toll Free: 800-727-6767 www.klsupply.com Fax: 408-727-4842



# ACCELERATOR PUMP DIAPHRAGM KITS

**K&L ACCELERATOR PUMP KITS**  
Each set contains one diaphragm with rod attached, one rubber boot for rod, spring and o-ring as required. Sold as a set.

## HONDA



**18-2807** 16021-MC9-771, 16021-393-004, 16021-393-014 (3 piece set)  
Diaphragm with **89.46mm** long rod, spring and rubber boot for rod

CB450SC Nighthawk	1983
CB450SC Nighthawk	85-86
CM450E	1983
CB750A Automatic	76-78
CB750F Super Sport	77-78
CB750K	77-78



**18-2816** 16021-ME2-671, 16021-MG1-671 (4 piece set)  
Diaphragm with **55.60mm** long rod, spring, rubber boot for rod and o-ring for passageway

CX650C Custom	1983
GL650 Silverwing	1983
GL650I Silverwing Interstate	1983
CB1000C Custom	1983
CB1100F Super Sport	1983



**18-2818** 16021-422-004 (3 piece set)  
Diaphragm with **50.88mm** long rod, spring and rubber boot for rod

CBX1000 (1047cc 6-cyl) Super Sport	79-82
------------------------------------	-------

## HONDA



**18-2808** 16021-413-751, 16021-438-671, 16021-463-004 (4 piece set)  
Diaphragm with **54.13mm** long rod, spring, rubber boot for rod and o-ring for passageway

CB400T Hawk	80-81
CM400 Twins	80-81
CB450C/E/T/SC	1982
CX/GL500	80-82
CB900F Super Sport	81-82
GL1100 Goldwing, All	80-83



**18-2811** 16021-679-005 (3 piece set)  
Diaphragm with **54.01mm** long rod, spring and rubber boot for rod

CB750C Custom	80-82
CB750F Super Sport	79-82
CB750K	79-82
CB750L LTD	1979
CB750SC Nighthawk	82-83
CB900C Custom	80-82



**18-2836** 16021-MW8-000, 16021-MN5-004, 16021-MT8-000, 16021-MAM-A80 (3 piece set)  
Diaphragm with **31.31mm** long rod, spring and rubber boot for rod

GL1500 Goldwing	88-90
GL1500A Goldwing Aspencade	91-00
GL1500I Goldwing Interstate	91-96
GL1500SE Goldwing SE	90-00

**18-0020** Standard type cap for most Mikuni VM26-34 mm carburetors Sold each.  
**18-0021** Cable Adjuster Sold pk/10.  
**18-0025** Adapter Sold pk/10.

## MOTION PRO MIKUNI CAP AND ACCESSORIES

<b>18-0020</b>	Standard type cap for most Mikuni VM26-34 mm carburetors	Sold each.
<b>18-0021</b>	Cable Adjuster	Sold pk/10.
<b>18-0025</b>	Adapter	Sold pk/10.

SHOP EQUIP & TOOLS

HARD PARTS

CARB & FUEL

IGNITION/ELECTRICAL

CONTROL

SUSPENSION

ACCESSORIES

# ACCELERATOR PUMP REBUILD KITS

Carb Pump  
Sensor Diaphragm



Carb Pump Diaphragm



18-0238



18-0239

## ACCELERATOR PUMP REBUILD KIT for KZ650/ KZ1000

18-2903 *Made in Japan.*

Eight piece kit includes the following parts

1	43028-1012	Carb Pump Diaphragm (square)
1	43028-1010	Carb Pump Sensor Diaphragm (triangle)
1	92081-1137	Carb Pump Sensor Diaphragm Spring
1	92081-1139	Carb Pump Diaphragm Spring
1	16038-016	Check Valve O-ring
1	92037-1123	Check Valve Clamp Spring (clip)
1	13042-1004	Check Valve Weight
1	92140-1003	Check Valve Ball (steel)

### Applications:

KZ650B3 / C3 / D2	1979
KZ650E1 LTD	1980
KZ650F1	1980
KZ1000A3 / A3A / A4 MKII	79-80
KZ1000B3 / B4 LTD	79-80
KZ1000C2 / C3 / C4 Police	79-81
KZ1000E1 / E2 Shaft ST	79-80
KZ1000D3 Z1R	1980



## ACCELERATOR PUMP REBUILD KITS FOR KEIHIN OFFROAD CARBS

### HONDA Dual Sport/Offroad

CRF250R	2004	18-0238
CRF250X	04-06	18-0238
CRF450R	2002	18-0238
CRF450R	03-06	18-0239
CRF450X	05-07	18-0239

### YAMAHA Dual Sport/Offroad/ATV

WR250	01-12	18-0238
YZ250F	01-12	18-0238
YZ426F	01-02	18-0238
WR450	03-11	18-0238
YZ450F	03-09	18-0238
YFZ450R	03-09	18-0238
(ATV)		

## H-D® ACCELERATOR PUMP REBUILD KIT

Complete diaphragm rebuild kit for all Keihin or CV late model carbs from 1976-2006. The kit can also be used to replace the diaphragm on S&S Super E and G model carbs



18-0586



18-0586 H-D® ACCELERATOR REBUILD KIT.

## K&L CARBURETOR CHOKE REPAIR KITS

Our exclusive kits contain the high quality OE replacement parts required to repair the choke set on 1 carb body. These Choke Repair kits are the perfect addition when performing a complete carburetor rebuild. Kits include: Choke Plunger, Plunger Cap, Spring and Seals. Sold each. *Made in Japan*

### Street Choke Kits

18-7071	3CF-1410A-00-00		18-7082	4WM-1410A-00-00	
XV750	Virago	88-97	XV1600	Road Star	99-05
XV1100	Virago	88-99	XV1700	Road Star	04-07
18-7072	3EN-1410A-00-00		18-7088	4DN-1410A-00-00	
FZR600		89-99	XVS650	V-Star (All)	98-13
YZF750		94-98	XVZ13	Royal Star	96-01
FZR1000		90-95			

### 18-7073 11H-1410A-00-00

XV500	Virago	1983
XV535	Virago	87-00
XZ550RJ / RK	Vision	82-83
VMX12	V-Max	85-86
XVZ1200	Venture	83-84
XVZ1200	Venture Royale	1989
XVZ1300	Venture	86-93

### 18-7075 5DM-1410A-00-00

FZS1000	FZ-1	01-05
---------	------	-------

### 18-7076 1GR-1410A-00-00

VMX12	V-Max	88-07
-------	-------	-------

### 18-7077 4SV-1410A-00-00

YZF1000R		1997
YZF-R1		98-01
XVZ1300	Royal Star Venture	99-13
XVZ1300	Royal Star Tour Deluxe	05-11

### 18-7079 5EL-1410A-00-00

XVS1100	V-Star (All)	99-09
---------	--------------	-------

### 18-7080 36Y-1410A-00-00

FJ1100		84-85
FJ1200		86-93

### Dualsport/Offroad Choke Kits

18-7083	3RW-1410A-00-00	
XT225	Serrow	92-96

### 18-7084 3RW-1410A-10-00

XT225		97-07
TTR225		99-04

### 18-7086 5HP-1410A-00-00

TTR125/L		02-07
----------	--	-------

### ATV/UTV Choke Kits

18-7024	4WV-1410A-00-00	
YFM600	Grizzly	98-00

### 18-7025 5GH-1410A-00-00

YFM35FA	Bruin Auto 4X4	2004
YFM400	Big Bear 2WD	00-04
YFM400F	Big Bear 4WD	00-11
YFM400A	Kodiak 2WD	00-04
YFM400FA	Kodiak 4WD	00-06
YFM45FA	Kodiak 4WD	05-06
YFM45FX	Wolverine 4WD	2006
YFM660R	Raptor	01-05



### 18-7026 5KM-1410A-00-00

YFM600FG	Grizzly	02-08
YXR660	Rhino (UTV)	04-07

### 18-7027 5ND-1410A-00-00

YFM4FG	Grizzly 400	07-08
YFM45FG	Grizzly 450	11-14
YFM45FX	Wolverine 450	07-10

### 18-7028 5UH-1410A-00-00

YFM250B	Bruin 2WD	05-06
YFM25B	Big Bear 250	07-09
YFM35A	Bruin Auto 2WD	04-06
YFM35FA	Bruin Auto 4WD	05-06
YFM35G	Grizzly 350 2WD	07-14
YFM35FG	Grizzly 350 4WD	07-14
YFM35X	Wolverine 2WD	06-09

### Snowmobile Choke Kits

18-7077	4SV-1410A-00-00	
RMX10M	RX-1 Mountain	03-05
RXW10	RX Warrior	04-05
RX10R	RX-1ER	03-05
RX10RS	RX-1 ER Ltd Edition	04-05
RX10	RX-1	04-05

**REPLACEMENT FUEL PUMPS**

New from K&L! These high quality O.E. replacement fuel pumps are available to fit many popular models.  
**Made in Japan.**  
sold each



18-5528	<b>HONDA</b>	
	CBR600F	89-90
	CBR600F4	97-00
	VT750C Shadow	98-00
18-5529	<b>HONDA</b>	
	CBR600F Hurricane	87-88
	VT600C Shadow	88-97
	VT600CD Shadow	93-98
	VFR750F Interceptor	90-97
18-5530	<b>KAWASAKI</b>	
	ZX600J1-J3 ZX-6R	00-02
	ZX600J4/J6/J7/J8 ZZR600	05-08
	ZX900C/E/F ZX-9R	98-03
18-5527	<b>KAWASAKI</b>	
	ZX600E1-E10 ZX-6	93-02
	ZX600E11-E13 ZZR600	03-05
	ZX750H1/H2 ZX-7	89-90
	ZX750J1/J2 ZX-7	91-92
	ZX750K1/K2 ZX-7R	91-92
18-5529	<b>KAWASAKI</b>	
	ZX600F ZX-6R	95-97
	ZX600G ZX-6R	98-99
	ZX750L/M ZX-7	93-95
	ZX750N1/N2 ZX-7RR	96-97
	ZX750P1-P8 ZX-7R	96-03
	ZX900B1-B4 ZX-9	94-97
	ZX1100C1-C4 ZX-11	90-93
	ZX1100D1-D9 ZX-11	93-01
	18-5522	<b>YAMAHA</b>
XVS650A V-Star (All)		04-15
XVS1100AW Classic		2003
XVS1100AT Silverado		2003
	XVS1100 V-Star (All)	04-09
18-5524	<b>YAMAHA</b>	
	XVZ13 Royal Star Tour Dlx	05-10
	XVZ13 Midnight Tour Dlx	06-07
18-5526	<b>YAMAHA</b>	
	XVS650 V-Star (All)	98-03
	XVS1100A V-Star	98-03
	XVS1100R V-Star	98-03
18-5527	<b>YAMAHA</b>	
	XVZ13 Royal Star (All)	96-01
	XVZ13 Royal Star Venture	99-13
18-5529	<b>YAMAHA</b>	
	YZF600R	97-07



**MOTION PRO BANSHEE/BLASTER IDLE KIT**

Kit includes drill bit, taper thread tap, 2 idle screws with lock nuts and installation instructions. Installs a standard Mikuni idle adjuster into Yamaha YFS200 Blaster and YFZ350 Banshee.

<b>18-0017</b>	08-0045	Banshee/Blaster Idle Kit
<b>18-0019</b>	01-0026	Banshee/Blaster Idle Screw with Nut only

18-4687




18-4686




DF52

DF44



18-5028




18-5027

**MIKUNI FUEL PUMPS & PUMP REBUILD KITS**

For applications where the fuel tank will not gravity feed to carburetor. Pump is actuated by pulse from engine crankcase on two-stroke.  
**Made in Japan.** Sold each.

Pump Description	Rebuild Kit#
<b>18-4686</b> DF44-211-D Single Outlet	<b>18-5027</b> Rebuild kit for 18-4686
<b>18-4687</b> DF52-21 Dual Outlet	<b>18-5028</b> Rebuild kit for 18-4687



18-4615

**UNIVERSAL FUEL PUMP POINT SWITCH KIT**

New from K&L, kit includes one set of fuel pump point switches. This set is not available through dealerships, and allows **repair** rather than replacement of costly OEM fuel pumps Sold each.  
**18-4615** Universal Fuel Pump Point Switch Kit

HONDA		KAWASAKI	
Application	Year	Application	Year
TRX350	1987	ZX10	88-90
CBR600	87-98	VN1500D Classic	96-97
VT600	88-98	VN1500E Classic	98-99
VT750	97-03	VN1500G Tourer	98-99
CBR900RR	92-95		
CBR1000F	87-91		
KAWASAKI		YAMAHA	
Application	Year	Application	Year
ZX600 ZX-6R	95-01	YZF-R6	99-02
ZX600E ZX-6R	93-01	FZR1000	87-95
ZX750 ZX-7, 7R	91-02	FZS1000 Fazer	01-05
ZX900 ZX-9, 9R	94-03	YZF-R1	98-01
		FJ1200	88-92

**IN-TANK FUEL PUMP SUB ASSEMBLY**

Here is a better alternative to replacing an entire fuel pump. Includes pump only, no strainer or cover. Sold each.

**18-5925** Fuel Pump sub-assembly

HONDA		YAMAHA	
Application	Year	Application	Year
CBR600F	01-06	YZFR6	06-13
CBR600F4	01-03		
CB900F	02-07		
CBR900RR	00-03		
CBR1100XX	99-06		
ST1300	03-13		

18-5925



SHOP EQUIP & TOOLS

HARD PARTS

CARB & FUEL

IGNITION/ELECTRICAL

CONTROL

SUSPENSION

ACCESSORIES

# MIKUNI CARBURETOR JETS

SHOP EQUIP & TOOLS

HARD PARTS

CARB & FUEL

IGNITION/ELECTRICAL

CONTROL

SUSPENSION

ACCESSORIES

## MIKUNI 4/042 TYPE MAIN JET SHOP KITS

K&L carries a variety of Mikuni type main jets to fit most popular motorcycles. These high precision brass jets meet OEM specifications. **Made in Japan.**

**KITS INCLUDE QTY-1/PK(of 5) of the sizes listed.**  
Each jet size also Sold in Pk/5, (see below).



18-9202

TYPE JET	K&L P/N	QTY/JET	JET SIZES	INCREMENTS
Mikuni Large Hex	18-9201	Pk/5	130 ~ 205	5
Mikuni Large Hex	18-9202	Pk/5	210 ~ 370	10

## MIKUNI 4/042 TYPE LARGE HEX MAIN JETS

**NOTE: K&L jets are sold pk/5, O.E.M. Sold each**

K&L(Pk/5)	SIZE
18-4412	#115
18-4413	#120
18-4415	#130
18-4416	#135
18-4417	#140
18-4418	#145
18-4419	#150
18-4420	#155
18-4421	#160
18-4422	#165
18-4423	#170
18-4424	#175
18-4425	#180
18-4426	#185
18-4427	#190
18-4428	#195
18-4429	#200
18-4430	#205
18-4431	#210
18-4432	#220
18-4433	#230
18-4434	#240
18-4435	#250
18-4436	#260
18-4437	#270
18-4438	#280
18-4439	#290
18-4440	#300

18-4412



K&L(Pk/5)	SIZE	O.E.M. (ea.)
18-4441	#310	18-4533
18-4442	#320	18-4531
18-4443	#330	18-4529
18-4444	#340	18-4527
18-4445	#350	18-4525
18-4446	#360	
18-4447	#370	18-4523
18-4448	#380	18-4516
18-4449	#390	18-4515
18-4450	#400	18-4511
18-4451	#410	18-4501
18-4452	#420	18-4371
_____	#430	18-4397
_____	#440	18-4399
_____	#450	18-4348
_____	#460	18-4499
_____	#470	18-4498
_____	#480	18-4497
_____	#490	18-4495
_____	#500	18-4492

## MIKUNI N100/604 TYPE LARGE ROUND MAIN JETS

**NOTE: K&L jets are sold pk/5  
O.E.M. are sold each.**

K&L(Pk/5)	SIZE	O.E.M. (ea.)
18-4368	#90	_____
18-4370	#95	_____
18-4372	#100	_____
18-4373	#102.5	_____
18-4374	#105	18-4491
18-4375	#107.5	18-4490
18-4376	#110	18-4489
18-4377	#112.5	18-4488
18-4378	#115	18-4487
18-4379	#117.5	18-4485
18-4380	#120	18-4349
18-4381	#122.5	_____
18-4382	#125	18-4350
18-4383	#127.5	18-4351
18-4384	#130	18-4352
18-4385	#132.5	18-4369
18-4386	#135	18-4026
18-4387	#137.5	18-4027

18-4368



K&L(Pk/5)	SIZE	O.E.M. (ea.)
18-4388	#140	18-4028
18-4389	#142.5	18-4004
18-4390	#145	18-4014
18-4391	#147.5	18-4017
18-4392	#150	18-4018
18-4394	#155	_____
18-4395	#157.5	_____
18-4396	#160	_____
18-4398	#165	_____
18-4400	#170	_____
18-4402	#175	_____
18-4404	#180	_____

## MIKUNI VM28/486 TYPE

### PILOT JETS

Sold pk/5.

18-4739	#15	18-4749	#30
18-4742	#17.5	18-4750	#35
18-4743	#20	18-4751	#40
18-4745	#22.5	18-4752	#45
18-4747	#25	18-4753	#50
18-4748	#27.5		



## MIKUNI BS30/96 TYPE

### PILOT JETS

CV Carbs. Sold pk/5.

18-4818	#30	18-4824	#45
18-4819	#32.5	18-4826	#47.5
18-4820	#35	18-4828	#50
18-4821	#37.5	18-4829	#52.5
18-4822	#40	18-4830	#55
18-4823	#42.5		



## MIKUNI N102/221 TYPE

### SMALL ROUND MAIN JETS

Sold pk/5.

18-4720	#110	18-4730	#135
18-4721	#112.5	18-4731	#137.5
18-4722	#115	18-4732	#140
18-4723	#117.5	18-4733	#142.5
18-4724	#120	18-4734	#145
18-4725	#122.5	18-4735	#147.5
18-4726	#125	18-4736	#150
18-4728	#130		



18-4715

## MIKUNI VM22/210 TYPE

### PILOT JETS

Sold pk/5.

18-4660	#15	18-4363	#40
18-4661	#20	18-4364	#45
18-4360	#25	18-4365	#50
18-4361	#30	18-4366	#55
18-4362	#35		



18-4660

## MIKUNI N151.067 TYPE

### PILOT JETS

CV Carbs. Sold pk/5.

18-4832	#30	18-4836	#40
18-4833	#32.5	18-4837	#42.5
18-4834	#35	18-4838	#45
18-4835	#37.5	18-4839	#47.5



## K&N FUEL-AIR RATIO MONITOR

This unit continually monitors your engine fuel-air ratio while the engine is running. It is extremely sensitive to fuel-air ratio changes and will show any variations instantly and accurately. Kit contains Fuel-Air Ratio Monitor, Oxygen Sensor, Weld-on Adapter, O2 Sensor Plug and detailed instructions.



35-3189	Fuel/Air Ratio Monitor Kit
35-3193	Replacement Weld-on Adapter
35-3196	Replacement O2 Sensor plug

### KEIHIN MAIN JET SHOP KITS

K&L carries a variety of Keihin type type main jets for most popular motorcycles. These high precision brass jets meet or exceed OEM specifications.  
*Made in Japan.*



**NOTE:** Each jet size in kit comes in pk/5.

**18-9199**

TYPE JET	K&L P/N	QTY/JET	JET SIZES	INCREMENTS
Keihin Hex	18-9199	Pk/5	125 ~ 175	5
Keihin Hex	18-9200	Pk/5	122 ~ 172	4 or 6
Keihin Round	18-9197	Pk/5	90 ~ 150	5
Keihin Round	18-9198	Pk/5	88 ~ 148	4 or 6

### MOTION PRO JET WRENCHES

These steel jet wrenches have a rubber snap-off lid over a storage area for extra jets. Handle is knurled for secure grip. Sold each.



35-4180

35-4182

**35-4180** Motion Pro Jet Wrench for 6mm round jets  
**35-4182** Motion Pro Jet Wrench for 6mm hex jets

### KEIHIN OE TYPE SLOW JET

Honda 99124-286 type. Commonly found in CL/CB Twins

K&L(Pk/5)	SIZE	K&L(Pk/100)
18-3783	#35	18-4596
18-3784	#38	18-4597
18-3785	#40	18-4598
18-3786	#42	18-4599



### KEIHIN OE TYPE SLOW JET

Honda 99124-076 type. Commonly found in CB350/400/550F and CB750K models.

K&L(Pk/10)	SIZE
18-4858	#38
18-4859	#40
18-4862	#42

### KEIHIN 99101-187 TYPE HEX MAIN JETS

Commonly found in Z50R, CRF50F and many 50cc Scooter models.

K&L(Pk/10)SIZE	K&L(Pk/10)	SIZE
18-9785	#55	18-9790 #70
18-9786	#58	18-9791 #75
18-9787	#62	18-9792 #78
18-9788	#65	18-9793 #80
18-9789	#68	

### KEIHIN N424-21 TYPE SLOW JET

PJ, PWK, PWM, PE20/22 and some smoothbores.

**NOTE:** K&L jets are sold pk/5  
O.E.M. are sold each.

K&L(Pk/5)	SIZE	O.E.M.(ea.)
18-4754	#35	
18-4755	#38	18-4464
18-4756	#40	18-4463
18-4759	#42	18-4462
18-4763	#45	18-4461
18-4765	#48	18-4460
18-4768	#50	18-4547
18-4771	#52	18-4546
18-4772	#55	18-4539
18-4776	#58	18-4339
18-4778	#60	18-4537
18-4779	#62	18-4535
18-4780	#65	
18-4781	#68	
	#70	18-4782



### KEIHIN TYPE SLOW JETS N424-26

For VB, VD carbs. Sold pk/5.

K&L(Pk/5)	SIZE	K&L(Pk/5)	SIZE
18-4802	#40	18-4809	#58
18-4803	#42	18-4812	#60
18-4804	#45	18-4813	#62
18-4805	#48	18-4814	#65
18-4806	#50	18-4815	#68
18-4808	#55	18-4817	#70



### PILOT JETS for YAMAHA HITACHI CARBS

Made in Japan. Sold pk/5.  
Yamaha applications.

K&L P/N	Size	OEM Reference
18-9224	#40	4H7-14984-40-00
18-9226	#41	4X7-14984-41-00



### KEIHIN 99101-357 TYPE HEX MAIN JETS

CR, FCR, PJ, PWK, PWM, PE, PD, and Harley®.

**NOTE:** K&L jets are sold pk/5  
O.E.M. are sold each.

K&L(Pk/5)	SIZE	O.E.M.(ea.)
18-4550	#100	
18-4552	#105	
18-4554	#110	
18-4556	#115	
18-4558	#120	
18-4560	#125	
18-4561	#128	
18-4562	#130	
18-4563	#132	
18-4564	#135	
18-4566	#140	
18-4568	#145	
18-4569	#148	
18-4570	#150	
18-4571	#152	
18-4572	#155	
18-4573	#158	
18-4574	#160	18-4311
18-4575	#162	18-4312
18-4576	#165	18-4313
18-4577	#168	18-4314
18-4578	#170	18-4325
18-4579	#172	18-4326
18-4580	#175	18-4328
18-4581	#178	18-4459
18-4582	#180	18-4458
	#182	18-4457
18-4584	#185	18-4456
	#188	18-4455
18-4586	#190	18-4454
18-4590	#200	



### KEIHIN 99101-393 TYPE ROUND MAIN JETS

Honda VB, VD and VE series. All Honda and Kawasaki CV & CVK series. Some Honda PD and PE series. Main Air Jet for FCR.

**NOTE:** K&L jets are sold pk/5  
O.E.M. are sold each.

K&L(Pk/5)	SIZE	O.E.M.(ea.)
18-4512	#90	
18-4514	#95	
	#98	18-4481
	#100	18-4453
	#102	18-4414
18-4518	#105	18-4411
	#108	18-4410
18-4520	#110	18-4409
	#112	18-4408
18-4522	#115	18-4407
	#118	18-4406
18-4524	#120	18-4405
	#122	18-4403
18-4526	#125	18-4401
	#128	18-4484
18-4528	#130	18-4482
18-4530	#135	
18-4532	#140	
18-4534	#145	
18-4536	#150	
18-4538	#155	
18-4540	#160	

### KEIHIN N424-25 TYPE SLOW JET

For Harley-Keihin, Kawasaki CV, CVK and FCR carbs

**NOTE:** K&L jets are sold pk/5.  
O.E.M. are sold each.

K&L(Pk/5)	SIZE	O.E.M.(ea.)
18-4783	#35	18-4478
18-4784	#38	18-4480
18-4785	#40	18-4477
18-4786	#42	18-4476
18-4787	#45	18-4470
18-4788	#48	18-4469
18-4789	#50	
	#52	18-4466
	#55	18-4465
18-4792	#58	
18-4793	#60	
18-4794	#62	
18-4795	#65	
18-4796	#68	
18-4798	#70	
18-4799	#72	
18-4801	#75	



SHOP EQUIP & TOOLS

HARD PARTS


CARB & FUEL

IGNITION/ELECTRICAL

CONTROL

SUSPENSION

ACCESSORIES



## K&L FUEL LINE

K&L has the right fuel line for your application:

- **Reinforced Rubber:** Double laminated with internal braiding for maximum burst strength. Recommended for fuel-injected or gravity systems. 100+ psi burst strength.
- **Reinforced Nitrile:** High quality. Stronger and more durable than vinyl. Ozone, cold & heat resistant -40° to +270°F. Not for use with fuel-injected systems. 4-7 psi rating.
- **Tygon:** Highly resistant to tearing or abrasion and to heat or cold. Safe for use with all petroleum based products. Not for use with fuel-injected systems.
- **Vinyl:** Safe for gasoline or alcohol-type fuels. Not for use with fuel-injected systems.

## TRANSPARENT FUEL LINE

Manufactured of the highest quality polyurethane plastic. Features include; good flexibility, excellent kink resistance and outstanding abrasion resistance. Sold in 25 foot lengths. Available in 1/8" (3mm) and 1/4" (6mm) in the following colors;

15-8106	1/8" Transparent Blue	15-8134	1/4" Hot Yellow
15-8107	1/8" Transparent Red	15-8135	1/4" Hot Green
15-8128	1/4" Transparent Blue		
15-8129	1/4" Transparent Red		

## FREE-FLO GAS CAP VENT HOSE

The original colored gas cap vent hose in neon colors! One size fits most dirt bikes and ATV's. Measures 1/4" I.D. x 16" length. Sold pk/6

15-0873	Dark Blue
15-0874	Neon Green
15-0875	Purple
15-0877	Neon Red
15-0881	Neon Yellow
15-0890	Orange
15-0891	Red
15-0892	Gray
15-0893	White
15-0894	Black
15-0896	Suzuki Yellow
15-0897	Yamaha YZ Blue (1997)
15-0898	Yamaha YZ Blue (98-00)
15-0884	Display Rack W/ 60 Hoses



35-0884

## REINFORCED RUBBER FUEL LINE FOR F.I. USE Sold 17 foot roll.

**Note: This fuel line is suitable for use with fuel-injected bikes**

18-4950	3/16"	(5mm) I.D.
18-4951	1/4"	(6mm) I.D.
18-4952	5/16"	(8mm) I.D.

**Note: The Fuel lines listed below are NOT suitable for fuel-injected bikes. See our reinforced rubber series line for fuel-injected applications**

## K&L BLACK REINFORCED NITRILE FUEL LINE Sold 25 foot roll.

	I.D.	O.D.
18-5008	3/16" (5mm)	5/16" (8mm)
18-5127	1/4" (6mm)	7/16" (11mm)
18-5132	5/16" (8mm)	1/2" (12.5mm)



## MOTION PRO BLACK TYGON TYPE FUEL LINE Sold 25 foot roll.

	I.D.	O.D.
18-4985	3/16" (5mm)	5/16" (8mm)
18-4987	1/4" (6mm)	7/16" (11mm)
18-4989	5/16" (8mm)	1/2" (12.5mm)

## MOTION PRO GRAY TYGON TYPE FUEL LINE Sold 25 foot roll.

	I.D.	O.D.
18-5227	3/16" (5mm)	5/16" (8mm)
18-5228	1/4" (6mm)	7/16" (11mm)
18-5224	5/16" (8mm)	1/2" (12.5mm)

## MOTION PRO BRAIDED FUEL LINE Sold 25 foot roll.

	I.D.	O.D.
15-5253	3/16" (5mm)	5/16" (8mm)
15-5260	1/4" (6mm)	7/16" (11mm)
15-5271	5/16" (8mm)	1/2" (12.5mm)

## MOTION PRO CLEAR VINYL FUEL LINE Sold 25 foot roll.


	I.D.	O.D.
15-5218	3/16" (5mm)	5/16" (8mm)
15-5225	1/4" (6mm)	7/16" (11mm)
15-5232	5/16" (8mm)	1/2" (12.5mm)
15-5239	3/8" (10mm)	9/16" (14mm)

## FREE-FLO "NO SLOP" GAS CAP VENT HOSE

The original colored gas cap vent hose is now available with one way valve in-line filter. Sold each. **Note: First color indicates No-Slop Valve, second color is hose.**

15-0505	Red/Dark Blue	15-0503	Dark Blue/Red
15-0501	Dark Blue/Green	15-0508	White/Nuclear Red
15-0502	Dark Blue/Yellow	15-0504	Red/Black





33-3929

## K&L FUEL & VACUUM HOSE CLIP KIT

70 piece kit contains 10 of each size of the following: 6, 7, 8, 9, 11, 13, and 15mm. OEM type fuel and vacuum clips similar to the ones that are stock on most Japanese motorcycles. **Made in Japan.**

**33-3929** Fuel & Vacuum Hose Clip Kit

**Replacement Fuel & Vacuum Hose Clips** Sold in pk/10.

**33-3922** 6mm      **33-3926** 11mm

**33-3923** 7mm      **33-3927** 13mm

**33-3924** 8mm      **33-3928** 15mm

**33-3925** 9mm

## SPRING ACTION HOSE CLAMPS

These reusable, top quality clamps are sold in pk/5.

**33-3962** 13mm      **33-3965** 21mm

**33-3963** 15mm      **33-3966** 25mm

**33-3964** 17mm



31-9769

## MOTION PRO FUEL LINE FITTINGS KIT

This complete Fuel Line Fittings kit from Motion Pro is designed for shop or home use. Kit includes 40 piece assorted Steel O-Clips, 40 piece assorted Y-Connectors, 40 piece T-Connectors and Hose Clamps along with Pincer Pliers all contained in a convenient carrying case. Fuel line fittings sold pk/10. **Made in the U.S.A.**

**31-9769** 12-0034 Fuel Line Fittings Kit

**35-1061** 12-0024 Pincer Tool only. Sold each

**33-1062** 12-0025 5/16" O-Clips. Sold pk/10

**33-1063** 12-0026 7/16" O-Clips. Sold pk/10

**33-1064** 12-0027 1/2" O-Clips. Sold pk/10

### T Fittings

K&L	M.P.	I.D.
<b>31-3204</b>	12-0018	3/16"
<b>31-3222</b>	12-0019	1/4"
<b>31-3210</b>	12-0020	5/16"
<b>31-3214</b>	12-0021	3/8"

### Y Fittings

K&L	M.P.	I.D.
<b>31-3188</b>	12-0014	3/16"
<b>31-3194</b>	12-0015	1/4"
<b>31-3206</b>	12-0017	3/8"

## K&N FUEL LINE T JUNCTION

Easy to use light weight nylon for durability and maximum flow. One size fits 3/16" to 3/8" I.D. fuel line. Sold on card of twelve.

**31-3187** Fuel Line T Junction



31-3187



11-4972

## K&L CARB HOLDER RUBBER PLUGS

Universal rubber plug has many uses. **Made in Japan.** Sold pk/5.

**11-4972** Carb Holder Plugs



## VACUUM & FUEL LINE PLUGS

Step designed plugs allow closing two lines of same or different sizes at the same time. Fits all 1/8", 3/18", 1/4", 5/16", 3/8" and 1/2" hoses. Tapered caps close tubes from 1/8" to 1/2". Bead chain prevents loss. Sold as a set.

**35-7758** Vacuum & Fuel Line Plugs



## MOTION PRO QUICK RELEASE FUEL COUPLERS

Available with single and dual shutoff couplers. When disconnected, the coupler shuts off the flow from the source only, or from both sections. Connecting the couplers resumes flow. Fuel rated o-rings prevent leakage. Available for 1/4" and 5/16" I.D. fuel line.

**35-0984** 12-0029 Single Shutoff Coupler, 1/4"

**18-7213** 12-0030 Single Shutoff Coupler, 5/16"

**35-0985** 12-0037 Dual Shutoff Coupler, 1/4"

**35-0987** 12-0038 Dual Shutoff Coupler, 5/16"



35-9267

## HOSE REMOVER PLIERS

For easy removal of 4mm to 14mm vacuum and fuel hose. Engage the barb with the sharpened jaw for grip. Squeeze and the hose is easily pushed off by the silver jaw. Allows one handed removal. Sold each.

**35-9267** Hose Remover Pliers

## MIGHTY CUTTER HOSE CUTTER

Hose cutting tool produces straight accurate cuts in hoses up to 1 1/8" or 28mm in diameter. Sold each.

**35-9302** Mighty Cutter Hose Cutter

**35-9303** Replacement Blade-each



35-9302



35-9258

## MINI DOUBLE EDGE TUBE CUTTER

Compact enough to take almost anywhere. Features two opposing blades for precise cutting action. Cuts vinyl tubing up to 12.7mm O.D. or 3/8" I.D.

**35-9258** Mini Tube Cutter



SHOP EQUIP & TOOLS

HARD PARTS

CARB & FUEL

IGNITION/ELECTRICAL

CONTROL

SUSPENSION

ACCESSORIES

## OEM REPLACEMENT IGNITION COILS

Designed to fit stock mounting locations for the applications listed.  
Made in Japan. Sold each.

### OEM REPLACEMENT IGNITION COILS REFERENCE

HONDA		
K&L#	MFG	OEM #
20-8472	Honda	30510-KT7-023 for two cylinders
20-8479	Honda	30510-MM8-003
20-8496	Honda	30510-GR2-405

KAWASAKI		
K&L#	MFG	OEM #
20-6716	Kawasaki	21121-1186
20-2190*	Kawasaki	21121-3708* Coil# 1
20-2211*	Kawasaki	21121-3709* Coil# 2
20-2235*	Kawasaki	21121-3710* Coil# 3

\* The following three P/N's fit the same watercraft with these OEM Numbers

SUZUKI		
K&L#	MFG	OEM #
20-6215	Suzuki	33410-06G00 Front
20-6246	Suzuki	33410-09F00
20-6229	Suzuki	33410-10F10 Rear
20-6218	Suzuki	33410-12D00
20-6233	Suzuki	33410-13E00
20-6241	Suzuki	33410-13F00
20-6235	Suzuki	33410-14D00
20-6222	Suzuki	33410-17G00 Front
20-6210	Suzuki	33410-17GA0 Front
20-6221	Suzuki	33410-24B00
20-6225	Suzuki	33410-27G00 Front
20-6219	Suzuki	33410-32E00
20-6237	Suzuki	33410-38300
20-6232	Suzuki	33410-38B00 Rear
20-6217	Suzuki	33420-06G00 Rear
20-6230	Suzuki	33420-10F10 Front
20-6224	Suzuki	33420-17G00 Rear
20-6214	Suzuki	33420-17GA0 Rear
20-6227	Suzuki	33420-27G00 Rear
20-6228	Suzuki	33420-38B00
20-6223	Suzuki	33420-41F10 Front

YAMAHA		
K&L#	MFG	OEM #
20-6715	Yamaha	20N-82310-40-00
		35R-82310-10-00
		38W-823-40-00
20-6713	Yamaha	355-82310-40-00
		1M2-82310-40
		5G4-82310-40-00
		3GD-82310-10-00
20-6712	Yamaha	42X-82310-70-00 Rear cylinder
20-8477	Yamaha	42X-82310-70-00 Front cylinder
20-8478	Yamaha	42X-82320-70-00 Front cylinder

### HONDA Street

Application	Year	K&L No.
SE50 Elite 50 (Scooter)	1987	20-8496
SB50 Elite 50 (Scooter)	88-90	20-8496
CH80 Elite 80 (Scooter)	1985	20-8496
NX125A	88-90	20-8496
CH125 Elite (Scooter)	1984	20-8496
CH150 Elite 150 (Scooter)	85-87	20-8496
CN250 Helix (Scooter)	86-87	20-8496
CB400F CB1	89-90	20-8472
VT600C Shadow	88-07	20-8479
CBR600SE	1998	20-8472
CBR600F Hurricane	87-98	20-8472
NT650 Hawk GT	88-91	20-8479
VF700C Magna	1987	20-8472
VF750C Magna	94-03	20-8472
VF750CD Magna Deluxe	95-96	20-8472
VT750C Shadow	98-00	20-8479
VT750CD Shadow Deluxe	98-03	20-8479
VF750C V45 Magna	1988	20-8472
RVF750R RC45	1994	20-8472
CB750 Nighthawk 750	91-03	20-8472
PC800 Pacific Coast	89-90	20-8479
PC800 Pacific Coast	94-98	20-8479
CBR900RR	94-99	20-8472
CB900F 919	02-07	20-8472
CB1000	94-95	20-8472
CBR1000F Hurricane	87-96	20-8472
VT1100C Shadow 1100	87-00	20-8479
ST1100, All	91-03	20-8472
CBR1100XX Blackbird	97-03	20-8479
VT1300CX Fury	2010	20-8479
GL1500C Valkyrie, All	97-03	20-8472
GL1500 Goldwing, All	88-00	20-8472
VTX1800, All	02-08	20-8479

### HONDA ATV

Application	Year	K&L No.
TRX200D	91-97	20-8496
TRX300 Fourtrax 300	88-92	20-8496
TRX300EX	93-06	20-8496
TRX300FW Fourtrax 300 4x4	88-92	20-8496

### HONDA Dual Sport / Offroad

Application	Year	K&L No.
XL250R	84-87	20-8496
XR350R	84-85	20-8496
XR500R	83-84	20-8496
XL600R	83-87	20-8496
XR600R	85-87	20-8496

### KAWASAKI Dual Sport / Offroad

Application	Year	K&L No.
KX60B7~B19	91-03	20-6716
KX65A1~A6	00-05	20-6716
KX500A1~E16	83-04	20-6716

### KAWASAKI Watercraft

Application	Year	K&L No.
JH900 A1~A3 900ZXI	95-97	20-2190, 20-2211, 20-2235
JT900 900STX	97-06	20-2190, 20-2211, 20-2235
JH1100 A1~A8 1100ZXI	96-03	20-2190, 20-2211, 20-2235
JT1100 A1/B1-B2 1100 STX	97-99	20-2190, 20-2211, 20-2235



**OEM REPLACEMENT IGNITION COILS**

Designed to fit stock mounting locations for the applications listed.  
**Made in Japan.** Sold each.

<b>SUZUKI Street</b>		
<b>Application</b>	<b>Year</b>	<b>K&amp;L No.</b>
GN250	82-83	<b>20-6237</b>
GN250	85-88	<b>20-6237</b>
GZ250	99-10	<b>20-6241</b>
DL650 V-Strom Front	04-06	<b>20-6222</b>
DL650 V-Strom Rear	04-06	<b>20-6224</b>
DL650 V-Strom Front	07-11	<b>20-6225</b>
DL650 V-Strom Rear	07-11	<b>20-6227</b>
DL650A V-Strom (ABS) Front	07-12	<b>20-6225</b>
DL650A V-Strom (ABS) Rear	07-12	<b>20-6227</b>
LS650F/P Savage	86-88	<b>20-6221</b>
LS650P Savage	95-12	<b>20-6221</b>
SV650/S Front	03-06	<b>20-6222</b>
SV650/S Rear	03-06	<b>20-6224</b>
SV650A/SA (ABS) Front	03-06	<b>20-6222</b>
SV650A/SA (ABS) Rear	03-06	<b>20-6224</b>
SV650/S Front	07-09	<b>20-6210</b>
SV650/S Rear	07-09	<b>20-6214</b>
SV650A/SA (ABS) Front	07-09	<b>20-6210</b>
SV650A/SA (ABS) Rear	07-09	<b>20-6214</b>
VL800/C/T Left	05-08	<b>20-6222</b>
VL800/C/T Right	05-08	<b>20-6223</b>
VL800/C/T Left (49 State)	09-12	<b>20-6222</b>
VL800/C/T Right (All)	09-12	<b>20-6223</b>
VZ800 Left	05-08	<b>20-6222</b>
VZ800 Right	05-08	<b>20-6223</b>
VZ800 Left (49 State)	2009	<b>20-6222</b>
VZ800 Right (All)	2009	<b>20-6223</b>
DL1000 V-Strom Front	02-12	<b>20-6215</b>
DL1000 V-Strom Rear	02-12	<b>20-6217</b>
SV1000/S Front	03-07	<b>20-6215</b>
SV1000/S Rear	03-07	<b>20-6217</b>
VS1400 Intruder Front	87-09	<b>20-6228</b>
VS1400 Intruder Rear	87-09	<b>20-6232</b>
VL1500 Intruder LC Front	98-04	<b>20-6230</b>
VL1500 Intruder LC Rear	98-04	<b>20-6228</b>
VL1500/T C90 Front	05-09	<b>20-6230</b>
VL1500/T C90 Rear	05-09	<b>20-6229</b>

<b>SUZUKI ATV</b>		
<b>Application</b>	<b>Year</b>	<b>K&amp;L No.</b>
LT-Z400/Z Quad Sport	04-08	<b>20-6246</b>
LT-A500F Vinson Auto 4WD	02-07	<b>20-6246</b>
LT-F500F Quad Runner 4WD	98-02	<b>20-6246</b>
LT-F500F Vinson 4WD	03-07	<b>20-6246</b>

<b>SUZUKI Dual Sport / Offroad</b>		
<b>Application</b>	<b>Year</b>	<b>K&amp;L No.</b>
DR-Z250	01-07	<b>20-6233</b>
DR250 Offroad	90-93	<b>20-6235</b>
DR250SE Dual Sport	90-95	<b>20-6235</b>
DR350 Offroad	90-99	<b>20-6235</b>
DR350SE Dual Sport	90-99	<b>20-6235</b>
DR-Z400 Offroad	00-04	<b>20-6246</b>
DR-Z400E Offroad	00-07	<b>20-6246</b>
DR-Z400S Dual Sport	00-12	<b>20-6246</b>
DR-Z400SM Supermoto	05-09	<b>20-6246</b>
SP600	1985	<b>20-6218</b>
DR650S Dual Sport	90-91	<b>20-6218</b>
DR650SE Dual Sport	92-95	<b>20-6218</b>
DR650SE Dual Sport	96-12	<b>20-6219</b>

<b>YAMAHA Street</b>		
<b>Application</b>	<b>Year</b>	<b>K&amp;L No.</b>
XV700L/LC/N/NC Virago Front	84-85	<b>20-8478</b>
XV700L/LC/N/NC Virago Rear	84-85	<b>20-8477</b>
XV700CS/CSC/CT/CTC Virago Front	86-87	<b>20-8478</b>
XV700CS/CSC/CT/CTC Virago Rear	86-87	<b>20-8477</b>

<b>YAMAHA Street</b>		
<b>Application</b>	<b>Year</b>	<b>K&amp;L No.</b>
XV700SS/SSC Virago Front	1986	<b>20-8478</b>
XV700SS/SSC Virago Rear	1986	<b>20-8477</b>
XV750 Virago, All Front	88-97	<b>20-8478</b>
XV750 Virago, All Rear	88-97	<b>20-8477</b>
XV1000L/LC/N/NC Virago Front	84-85	<b>20-8478</b>
XV1000L/LC/N/NC Virago Rear	84-85	<b>20-8477</b>
XV1100S Virago, All Front	86-99	<b>20-8478</b>
XV1100S Virago, All Rear	86-99	<b>20-8477</b>

<b>YAMAHA ATV</b>		
<b>Application</b>	<b>Year</b>	<b>K&amp;L No.</b>
YT125 Tri-Moto	80-85	<b>20-6713</b>
YT175J/K Tri-Moto	82-83	<b>20-6713</b>
YFB250D/E/F/G/H Timberwolf	92-96	<b>20-6712</b>
YFB250FWF/FWG/FWH/FWJ/FWK	94-98	<b>20-6712</b>
YFB250FWL/FWM Timberwolf 4WD	99-00	<b>20-6712</b>
YFB250UH/UJ/UK Timberwolf	96-98	<b>20-6712</b>
YTZ250N/S Tri-Moto	85-86	<b>20-6715</b>
YFM350ERA Moto-4	1990	<b>20-6712</b>
YFM350ERD/ERE/ERF/ERG Moto-4	92-95	<b>20-6712</b>
YFM350FWW~FWJ Big Bear	89-97	<b>20-6712</b>
YFM350FXG~FXM/FXMC Wolverine	95-00	<b>20-6712</b>
YFM350UH/UJ/UK Big Bear 2WD	96-98	<b>20-6712</b>
YFM350XW~XN/XNC Warrior	89-01	<b>20-6712</b>
YFM400FWE/FWF/FWG Kodiak	93-95	<b>20-6712</b>
YFM400FWH/FWJ/FWK Kodiak	96-98	<b>20-6712</b>

<b>YAMAHA Dual Sport / Offroad</b>		
<b>Application</b>	<b>Year</b>	<b>K&amp;L No.</b>
YZ50G	1980	<b>20-6713</b>
YZ60H/J/K	81-83	<b>20-6713</b>
YZ80L/N/S/T/U/W/A/B/D	84-92	<b>20-6715</b>
YZ80G1/H1	95-96	<b>20-6715</b>
PW80G~R Y-Zinger	95-03	<b>20-6715</b>
GT80G	1980	<b>20-6713</b>
DT80H/J/K	81-83	<b>20-6713</b>
RT100D/E/F/G/H/J/K/L/M	92-00	<b>20-6713</b>
RT100A	1990	<b>20-6713</b>
MX100F/G/H/J/K	79-83	<b>20-6713</b>
DT100E/F/G/H/J/K	77-83	<b>20-6713</b>
DT100A/B	74-75	<b>20-6713</b>
YZ125A/B/D1/E1	90-93	<b>20-6715</b>
IT125G/H	80-81	<b>20-6713</b>
DT125G/H	80-81	<b>20-6713</b>
MX175F/G/H	79-81	<b>20-6713</b>
IT175D/E/F/G/H/J/K	77-83	<b>20-6713</b>
DT175E/F/G/H	78-81	<b>20-6713</b>
YZ250WRA	1990	<b>20-6715</b>
YZ250A1/B1/D1/E1	90-93	<b>20-6715</b>
XT250L/LC Dual Sport	1984	<b>20-6715</b>
XT250G/H/J/K/KC Dual Sport	80-83	<b>20-6713</b>
WR250ZB/ZD/ZE	91-93	<b>20-6715</b>
TT250G/H/J Offroad	80-82	<b>20-6713</b>
IT250D/E/F/G/H/J	77-82	<b>20-6713</b>
DT250F	75-79	<b>20-6713</b>
XT350N/NC/M/MC Dual Sport	85-00	<b>20-6715</b>
TT350S/T Offroad	86-87	<b>20-6715</b>
DT400B/C/D/E	75-78	<b>20-6713</b>
IT400D/E/F	77-79	<b>20-6713</b>
MX400B	1975	<b>20-6713</b>
YZ400C/D/E/F	76-79	<b>20-6713</b>
IT425G	1980	<b>20-6713</b>
YZ465G/H	80-81	<b>20-6713</b>
IT465H/J	81-82	<b>20-6713</b>
YZ490J	1982	<b>20-6713</b>

SHOP EQUIP & TOOLS

HARD PARTS

CARB & FUEL

IGNITION/ELECTRICAL

CONTROL

SUSPENSION

ACCESSORIES

SHOP EQUIP & TOOLS

HARD PARTS

CARB & FUEL

IGNITION/ELECTRICAL

CONTROL

SUSPENSION

ACCESSORIES

## KZ/GS IGNITION COIL



20-8450 - KZ/GS Coil

**20-8450** KZ /GS Ignition Coil  
90mm center to center, stud mount, with 24" non-labeled High Tension Leads. (no's 1&4, or 2&3) *For Point Ignitions only.*  
Sold Each. **Note:** This is NOT an O.E.M. Coil.

**KAWASAKI Street** - Replaces Kawasaki #'s  
21121-1004/ 21121-1003/21121-058/21121-081  
KZ400 Twins, KZ750B Twins, KZ650B,C & D models (points only)  
KZ900-Z1, KZ900, KZ1000 (all points ignition models)

**SUZUKI Street** - Replaces Suzuki# 33410-45012  
GS550, 750, 850, 1000 with point ignitions (ND & Kokousan)

## PLUG HOLE IGNITION (STICK) COILS

Designed as stock replacement coils for the applications listed.  
*Made in Japan.* Sold each.



## REFERENCE

KAWASAKI		
K&L#	MFG	OEM #
20-2481	Kawasaki	21171-0005
20-2372	Kawasaki	21171-0021
20-2375	Kawasaki	21171-0029
20-2483	Kawasaki	21171-1272
20-2486	Kawasaki	21171-1282
YAMAHA		
K&L#	MFG	OEM #
20-2492	Yamaha	13S-82310-00-00
20-2367	Yamaha	14B-82310-00-00
20-2368	Yamaha	23P-82310-00-00
20-2491	Yamaha	2CO-82310-00-00
20-2370	Yamaha	39P-82310-00-00
20-2494	Yamaha	4C8-82310-00-00
20-2365	Yamaha	5EB-82310-00-00
20-2493	Yamaha	5PW-82310-00-00
20-2366	Yamaha	5SL-82310-20-00
20-2499	Yamaha	5VY-82310-00-00
20-2371	Yamaha	8ES-82310-00-00



## COIL CAP CONNECTOR REPAIR KIT

Are the coil connectors on your motorcycle broken or simply wont stay clipped to the coil? This handy kit includes the terminals and connectors necessary to repair a set of 4 damaged coil connectors. Kit also works on ATV and Watercraft models with stick coils.

**20-8430** Coil Cap Connector Repair Kit  
Kit contains: connectors (4), Terminals (10) and Terminal seals (10)

Replacement sold in  
**34-0286** FWY-2F-B 2 Pin Female Coupler (pk/10)  
**34-9296** FRS-102 Terminal pin, Female (pk/50)  
**34-9297** FRS-103 Pin Seal (Black) (pk/50)

## APPLICATION

KAWASAKI Street		
Application	Year	K&L No.
Ninja ZX-6R	00-02	20-2483
ZZR600	05-08	20-2483
Ninja ZX-6R	05-08	20-2486
Ninja ZX-6RR	03-06	20-2486
Ninja ZX-6R	09-14	20-2372
Ninja ZX-10R	04-10	20-2481
Ninja ZX-10R / ABS	11-14	20-2375
Concours 1400 / ABS	08-14	20-2481
Ninja ZX-14	06-14	20-2481
YAMAHA Street		
Application	Year	K&L No.
FZS6 FZ6	2009	20-2499
YZFR6	99-02	20-2365
YZF-R6	03-05	20-2366
YZF-R6	06-07	20-2491
YZF-R6	08-14	20-2492
YZF-R6S	06-09	20-2366
FZ-8/8N	11-12	20-2370
FZ1/ FZS10	06-10	20-2499
YZF-R1	02-03	20-2493
YZF-R1	04-06	20-2499
YZF-R1	07-08	20-2494
YZF-R1	09-11	20-2367
XTZ-12B SUPER TENERE	12-14	20-2368
VMX17 V-Max	09-10	20-2499
YAMAHA Dual Sport / Offroad		
Application	Year	K&L No.
WR250R	08-14	20-2371
WR250X	08-11	20-2371
YAMAHA Snowmobile		
Application	Year	K&L No.
RS90N NYTRO /ER	06-07	20-2371
RSG90 RAGE /GT /RS RAGE	05-07	20-2371
RS90 RS VECTOR / VECTOR (All)	05-15	20-2371
RST90 VENTURE /GT /RS VENTURE	05-11	20-2371
FX10 NYTRO / FX NYTRO	08-14	20-2371
VK10 VIKING PRO /RS VIKING PRO	06-11	20-2371

**NOLOGY PROFIRE IGNITION COILS**



High performance ignition coils that offer the lowest inductance for trouble free high RPM operation and the fastest rise and discharge time. The provided spark is in excess of 45,000 volts over the entire RPM range. Profire coils are black with single or dual high tension towers. Coil connectors and boots included. Available in 0.3 ohm, 0.6 ohm and 3.0 ohm. Sold each.

<b>20-8425</b> Single lead	0.3 ohms	<b>20-8411</b> Single lead	3.0 ohms
<b>20-8409</b> Single lead	0.6 ohms	<b>20-8415</b> Dual lead	3.0 ohms
<b>20-8412</b> Dual lead	0.6 ohms		

**Note:** DO NOT use **NOLOGY** Coils on point type ignitions or on the following motorcycles: Honda VFR, CB, CBX; Kawasaki ZX10, GPz, KZ1000J, Z1; Suzuki GSX-R (early oil cooled), GS; Yamaha-FJ, V-Max.

**K&L CHARGE (SOURCE) COIL for ATV & OFFROAD**

Sold each. *Made in Italy.*  
Available for the following applications:



**YAMAHA ATV**

YFM80N/S/T/U Moto-4	85-88	<b>20-3523</b>	<b>20-3523</b>
YFS200U~SV Blaster	88-06	<b>20-3523</b>	

**K&L HONDA ATV PULSER COIL**

OEM replacement. Sold each.  
*Made in Japan.*



**HONDA ATV**

<b>20-3489</b> 30300-HA0-033	
ATC125M	86-87
TRX125 Fourtrax 125	87-88
ATC200X	86-87
TR200 Fatcat	86-87
TRX200/D/SX Fourtrax	86-97
ATC250SX	85-87
ATC250ES Big-Red	86-87
TRX250TM/TE Fourtrax Recon	02-09
TRX250EX Sportrax 250	01-08
TRX250 Recon 250	85-01
TRX250X	87-92
TRX300 Fourtrax 300	88-00
TRX300EX Sportrax 300EX	93-08
TRX300X	2009
TRX300FW Fourtrax 300 4x4	88,90-00
TRX350 Fourtrax Foreman 4x4	86-87
TRX350D	87-89
TRX350FE/FM/TE/TM Fourtrax Rancher 4x4	00-06
FL400R Pilot	89-90
TRX400FW Fourtrax Foreman	95-03
TRX400FA/FGA Fourtrax Rancher	04-07
TRX450ES/FE/FM/S Fourtrax Foreman	98-04
TRX500FA/GA/PA Fourtrax Rubicon	01-09
TRX650FA/GA Fourtrax Rincon	03-05

**HONDA Offroad**

<b>20-3489</b> 30300-HA0-033	
NX125	89-90
NX250	89-90
XR250R	96-04



**NOLOGY HOT WIRES**

Nology Hot Wires store coil energy until it can be released as an ultra-short, ultra-hot spark. Expect better horsepower and torque (2% to 5%), no fouled plugs, less backfires and a better starting engine. Each kit includes a 30" Hot Wire with grounding strap, 90 degree or straight spark plug cap, in-line wire connector and heat shrink tubing. Order one kit per cylinder.

<b>20-8402</b> 90° cap	<b>20-8403</b> 180° cap
------------------------	-------------------------

**NGK SPARK PLUG CAPS**



OEM replacements. Waterproof resistor caps (*except 20-1520*). Fits 7mm ignition wire, terminal stud plugs. Sold each.

<b>20-1519</b> 102°	Elbow Type 12mm XD05FP
<b>20-1520</b> 90°	Elbow 14mm LZFH (non-resistor, water resistant)
<b>20-1521</b> 90°	Elbow 14mm LB05FP
<b>20-1522</b> 180°	Straight 12 & 14mm SD05FP
<b>20-1523</b> 120°	Long Elbow Type 12 & 14mm VD05FP
<b>20-1524</b> 120°	Short Elbow Type 14mm YB05FP
<b>20-1528</b> 90°	Watercraft TB05EMA-Highly suitable for Off-Road

**ACCEL SUPER COILS**



**20-6702, 20-6703**



Super Coils feature extremely high output, with racetrack proven performance on all motorcycles. Sold in single and two coil kits.

<b>20-6701</b> Accel (140403-S) Single coil for Inductive Ignition (3.0 ohms)
<b>20-6702</b> Accel (140403) 4 cyl. Kit for Inductive Ignition (3.0 ohms)
<b>20-6703</b> Accel (140404) 4 cyl. Kit for CDI Ignition (1.2 ohms)

**Note:** Using the wrong coil may damage your ignition module.

To determine ignition type, perform the following test:

- 1) Using a voltmeter or 12 volt test light, hook positive lead to positive post and negative to ground on one of the stock coils.
- 2) Turn on the ignition but do not engage the starter motor.
- 3) If there are 12 volts at the coil, the motorcycle has inductive type ignition. If there is no voltage at the coil, then the motorcycle has a capacitive discharge ignition (CDI) because the power goes to the control box first.

SHOP EQUIP & TOOLS

HARD PARTS

CARB & FUEL

IGNITION/ELECTRICAL

CONTROL

SUSPENSION

ACCESSORIES

SHOP EQUIP & TOOLS

HARD PARTS

CARB & FUEL

IGNITION/ELECTRICAL

CONTROL

SUSPENSION

ACCESSORIES

20-5347



20-5361



20-5359



20-5360



20-0185



20-0183

**K&L CDI BOXES for ATV & OFFROAD** Made in Japan  
OEM replacement CDI BOXES for Honda, and Yamaha. Sold each.

**HONDA ATV**

<b>20-8902</b>	30410-HF7-008	TRX90 Fourtrax 90	93-05
<b>20-5343</b>	30410-968-003	ATC110	84-85
		ATC125M	84-85
		ATC200M	84-85
		ATC200S	84-85
<b>20-8881</b>	30410-HF1-670	TRX200 Fourtrax 200	90-01
		TRX200D Fourtrax 200	91-97
<b>20-5347</b>	30410-HB9-770	TRX250R Fourtrax 250R	88-89
<b>20-8883</b>	30410-HC0-003	TRX250X Fourtrax	87-88
		TRX250X Fourtrax	1991
<b>20-8891</b>	30410-HC4-770	TRX300D Fourtrax	87-93
		TRX300FW Fourtrax 300 4x4	89-93
<b>20-8897</b>	30410-HM3-003	TRX300EX Fourtrax 300EX	93-06
<b>20-8899</b>	30410-HA7-650	TRX350D Fourtrax 4x4	88-89
<b>20-8903</b>	30410-HA7-672	TRX350E/EX Fourtrax 4x4	87-93

**YAMAHA ATV**

<b>20-5401</b>	59V-85540-21-00	YFM225S/T/U Moto-4	86-88
		YFM250W/A/B Moto-4	89-91
<b>20-5359</b>	4BD-85540-10-00	YFB250F Timberwolf	94-00
		YFM250 Beartracker	99-00
<b>20-3480</b>	4XE-85540-00-00	YFM250X/XS Beartracker	01-04
<b>20-5412</b>	1YW-85540-20-00	YFM350ERT/ERU Moto-4	87-88
		YFM350FWT/FWU Big Bear	87-88
<b>20-5361</b>	3GD-85540-40-00	YFM350X Warrior	97-01
<b>20-5417</b>	4KB-85540-00-00	YFM350FXG Wolverine	1995
<b>20-5405</b>	4KB-85540-20-00	YFM350FX Wolverine	96-98
<b>20-5360</b>	4SH-85540-00-00	YFM350F Big Bear 2 & 4WD	97-99
		YFM400FW Kodiak 4WD	96-99
<b>20-3491</b>	5GH-85540-10-00	YFM400FA Kodiak	00-01
<b>20-3492</b>	5FU-85540-20-00	YFM4000 Big Bear	02-06
<b>20-3483</b>	5ND-85540-10-00	YFM45FA Kodiak	04-06
		YFM45FG Grizzly	2007
<b>20-0185</b>	2P5-85540-00-00	YXR45F Rhino 450	06-09
<b>20-3486</b>	5KM-85540-00-00	YFM660 Grizzly	02-03
<b>20-5402</b>	5LP-85540-20-00	YFM660R Raptor	02-03
<b>20-0183</b>	5UG-85540-10-00	YXR66F Rhino 660	05-07



20-5343



20-8883



20-8891

**THROTTLE POSITION SENSOR**

These new Throttle Position Sensors are premium quality O.E replacement. Made in Japan See application Number for applications

**18-5515** Throttle Position Sensor 13350-13D60/4HD-85885-00-00

**SUZUKI**

GS500F	04-09
GSX600F Katana	98-06
GSX-R600	97-99
DL650 V-Strom	04-06
SV650 (All)	05-06
GSX750F Katana	98-06
GSX-R750	96-97
SV1000/S	05-07
GSF1200/S	01-05

**YAMAHA**

YZF1000R	1997
YZFR-1	98-01



18-5517

**18-5517** Throttle Position Sensor 13580-02F00 / 5FL-85885-01-00

**SUZUKI**

GSX-R750	98-99
DL1000 V-Strom	02-12
TL1000R	98-03
TL1000S	97-01
VL1500 Intruder LC	98-03

**YAMAHA**

FZ600SS FZ-6	2004
FZS6 FZ-6	2005
YZF750R R-7	1999
YZFR-1	05-04



**K&L (OEM) REGULATOR/RECTIFIERS**

Highest quality, direct replacement regulator/rectifiers for your powersports applications. Protect the integrity of your charging system with a properly functioning regulator/rectifier. Genuine O.E.M. replacements. Sold each. Available for the following applications:

**K&L (OEM) REGULATOR/RECTIFIERS REFERENCE****DUCATI**

K&L#	MFG	OEM #
20-3366	Ducati	54040131A
20-3367	Ducati	54040111C

**HONDA**

K&L#	MFG	OEM #
20-5269	Honda	31600-415-008
20-8742	Honda	31600-HC5-970
20-8743	Honda	31600-HM3-003
20-5274	Honda	31600-HM3-901
20-8745	Honda	31600-HN5-671
20-5275	Honda	31600-HN5-M40
20-5276	Honda	31600-KFG-860
		31600-KFG-861
20-8722	Honda	31600-KR3-690
20-5277	Honda	31600-KTB-003
20-5284	Honda	31600-MA6-000
20-5283	Honda	31600-MA6-910
20-5304	Honda	31600-MAA-000
		31600-MAA-010
		31600-MM8-008
20-5308	Honda	31600-MAH-008
20-5311	Honda	31600-MAT-D50
		31600-MAT-D51
20-5309	Honda	31600-MAT-E01
20-5339	Honda	31600-MB3-670
20-5300	Honda	31600-MBG-306
20-5282	Honda	31600-MBW-D21
20-8727	Honda	31600-MCF-D30
20-5288	Honda	31600-MCJ-641
20-5297	Honda	31600-MCJ-750
20-8729	Honda	31600-MCZ-003
		31600-MCZ-D11
20-5349	Honda	31600-ME9-008
20-8728	Honda	31600-MEE-003
20-5290	Honda	31600-MG9-010
20-5350	Honda	31600-ML8-305
20-2482	Honda	31600-MN1-680

(Regulator Only)

20-5272	Honda	31600-MN4-018
		31600-MN4-008
20-5375	Honda	31600-MS2-601
20-5351	Honda	31600-MV4-000
		31600-MV4-010
20-5302	Honda	31600-MT4-008
		31600-MY7-305
		31600-MY7-600
20-5356	Honda	31600-MZ5-003
20-1262	Honda	31700-333-008
Three Phase Rectifier Only: 5 leads, 3AC & 2 DC		
20-1263	Honda	31700-455-671
Single Phase Rectifier Only: 4leads, 2AC/2DC		

**KAWASAKI**

K&L#	MFG	OEM #
20-8754	Kawasaki	21066-0002
20-5502	Kawasaki	21066-0030
20-5279	Kawasaki	21066-0039
20-8757	Kawasaki	21066-0705
		21066-1127
20-5306	Kawasaki	21066-1008
20-5329	Kawasaki	21066-1030
20-5364	Kawasaki	21066-1038

**KAWASAKI**

K&L#	MFG	OEM #
20-5330	Kawasaki	21066-1055
20-5450	Kawasaki	21066-1078
20-5316	Kawasaki	21066-1083
20-5333	Kawasaki	21066-1089
20-5330	Kawasaki	21066-1101
20-8758	Kawasaki	21066-1119
20-5312	Kawasaki	21066-1125

**KTM**

K&L#	MFG	OEM #
20-3369	KTM	62511034100
20-5270	KTM	60011034100

**SUZUKI**

K&L#	MFG	OEM #
20-5267	Suzuki	32800-02F00
20-3551	Suzuki	32800-12E00
		32800-12E01
20-5365	Suzuki	32800-19B11
20-5268	Suzuki	32800-24A00
20-5157	Suzuki	32800-24B01
		32800-24B11
20-3555	Suzuki	32800-29B10
20-3557	Suzuki	32800-32E00
20-8760	Suzuki	32800-38F10
20-3567	Suzuki	32800-40B00
20-8759	Suzuki	32800-42F00
20-5256	Suzuki	32800-45110
		32800-45210
		32800-49140
		32800-49310
20-3570	Suzuki	32800-45C01
20-5256	Suzuki	32800-49X50

**YAMAHA**

K&L#	MFG	OEM #
20-5298	Yamaha	1T4-81960-A0-00
20-8753	Yamaha	3JB-81960-01-00
20-8752	Yamaha	3JP-81960-01-00
20-5390	Yamaha	3LS-81960-00-00
		3LS-81960-01-00
20-5289	Yamaha	3TJ-81960-02-00
20-5305	Yamaha	42X-81960-A1-00
20-5315	Yamaha	47X-81960-A3-00
20-5366	Yamaha	4JH-81960-01-00
20-5337	Yamaha	4KB-81960-02-00
20-5328	Yamaha	4X7-81960-A0-00
20-5392	Yamaha	4XY-81960-00-00
20-4186	Yamaha	5TJ-81960-02-00
20-5370	Yamaha	5BN-81960-00-00
20-5372	Yamaha	5FL-81960-00-00
20-8756	Yamaha	5GT-81960-00-00
20-5373	Yamaha	5KP-81960-00-00
20-8749	Yamaha	5SL-81960-00-00
20-8748	Yamaha	5TH-81960-01-00
20-5371	Yamaha	5VX-81960-00-00
20-5317	Yamaha	12R-81960-A0-00
		12R-81960-A1-00
20-5376	Yamaha	1D7-81960-00-00
		1D7-81960-01-00

**ELECTROSPORT REGULATOR / RECTIFIERS REFERENCE****CAN AM**

K&L#	MFG	OEM #
20-8730	Can Am	710001103

**DUCATI**

K&L#	MFG	OEM #
20-3453	Ducati	69920831B

**HONDA**

K&L#	MFG	OEM #
20-8730	Honda	31600-HN8-003
		31600-HP0-A01
20-3455	Honda	31600-MN4-018
		31600-MN4-008
		31600-MZ5-003
		31600-ML2-008
		31600-ML7-922
20-5296	Honda	31600-MY0-771
20-5322	Honda	31600-426-000
		31600-460-731

**KAWASAKI**

K&L#	MFG	OEM #
20-5281	Kawasaki	21066-0010
		21066-0717
		21066-2004
20-5313	Kawasaki	21066-1018
20-5334	Kawasaki	21066-1106
20-5336	Kawasaki	21066-1112
20-5342	Kawasaki	21066-029
		21066-1014
20-8730	Kawasaki	21066-0008
		21066-0028

**POLARIS**

K&L#	MFG	OEM #
20-8730	Polaris	4012941

**SUZUKI**

K&L#	MFG	OEM #
20-3532	Suzuki	32800-33400
		32800-09300
20-3534	Suzuki	32800-471V0
20-3537	Suzuki	32800-33E00
		32800-33E10
		32800-32E21
20-3544	Suzuki	32800-15H10
		32800-21H00
		32800-18H00
		32800-47H00

**TRIUMPH**

K&L#	MFG	OEM #
20-8724	Triumph	T1300560
		T1300675
20-8730	Triumph	T1300470

**YAMAHA**

K&L#	MFG	OEM #
20-8730	Yamaha	1D7-81960-00-00
		1D7-81960-01-00
20-8730	Yamaha	5JW-81960-00-00
20-8730	Yamaha	27D-81960-00-00

SHOP EQUIP &amp; TOOLS

HARD PARTS

CARB &amp; FUEL

IGNITION/ELECTRICAL

CONTROL

SUSPENSION

ACCESSORIES


## REGULATOR/RECTIFIERS APPLICATIONS

Highest quality, direct replacement regulator/rectifiers for your powersports applications. Protect the integrity of your charging system with a properly functioning, regulator/rectifier. Sold each. Available for the following applications:

<b>CAN AM ATV</b>			
<b>Application</b>	<b>Year</b>	<b>K&amp;L</b>	<b>Electrosport</b>
Outlander 500 4x4 STD/XT/MAX	07-08	—	<b>20-8730</b>
Outlander 500 EFI STD/XT/MAX	09-10	—	<b>20-8730</b>
Rengade 500/EFI	08-10	—	<b>20-8730</b>
Outlander 650 4x4 STD/XT/MAX	06-08	—	<b>20-8730</b>
Outlander 650 EFI XT/MAX	09-10	—	<b>20-8730</b>
Outlander 800 4x4 STD/XT/MAX	06-08	—	<b>20-8730</b>
Outlander 800R EFI XT/LTD/MAX	09-11	—	<b>20-8730</b>
Rengade 800/800X	2008	—	<b>20-8730</b>
Rengade 800R EFI	09-11	—	<b>20-8730</b>
<b>CAN AM SPYDER</b>			
<b>Application</b>	<b>Year</b>	<b>K&amp;L</b>	<b>Electrosport</b>
Spyder GS990 Auto/Manual	2008	—	<b>20-8730</b>
Spyder GS Roadster SE5/SM5	2009	—	<b>20-8730</b>
Spyder RS Roadster SE5/SM5	2010	—	<b>20-8730</b>
Spyder RT/RTS Roadster SE5/SM5	2010	—	<b>20-8730</b>
<b>DUCATI</b>			
<b>Application</b>	<b>Year</b>	<b>K&amp;L</b>	<b>Electrosport</b>
Monster/Dark	1998	<b>20-3367</b>	—
Monster City, City Dark 600	1999	<b>20-3367</b>	—
Monster	1999	<b>20-3367</b>	—
Monster 400	00-01	<b>20-3367</b>	—
Monster 600	00-01	<b>20-3367</b>	—
Monster Abs	2010	<b>20-3367</b>	—
Monster Evo Abs	11-12	<b>20-3367</b>	—
Monster/S	09-10	<b>20-3367</b>	—
Monster 696	08-12	<b>20-3367</b>	—
Monster 696 Abs	10-12	<b>20-3367</b>	—
748	1997	—	<b>20-3453</b>
748 Biposto	98	<b>20-3366</b>	—
748 Biposto	99-00	<b>20-3367</b>	—
748 R/S/Biposto	01-02	<b>20-3367</b>	—
748 Testa Bassa	01	<b>20-3367</b>	—
748 Sps	98-99	<b>20-3366</b>	—
748 R/S 748	00	<b>20-3367</b>	—
750 Paso/Sport/F1/Ss	87-01	—	<b>20-3453</b>
Monster 750	1998	<b>20-3367</b>	—
Monster City, City Dark 750	1999	<b>20-3367</b>	—
Monster, Monster Dark 750	1999	<b>20-3367</b>	—
Monster 750	00-01	<b>20-3367</b>	—
Sport 750	01-02	<b>20-3367</b>	—
Supersport Ie 750	00-02	<b>20-3367</b>	—
Monster 796	2012	<b>20-3367</b>	—
Hypermotard 796	10-12	<b>20-3367</b>	—
Monster 796 Abs	11-12	<b>20-3367</b>	—
Monster 796	10-11	<b>20-3367</b>	—
Sport 800	2003	<b>20-3367</b>	—
Supersport 800	2003	<b>20-3367</b>	—
851	90-93	—	<b>20-3453</b>
888	90-93	—	<b>20-3453</b>
Darmah 900	ALL	—	<b>20-3453</b>
M900 Monster	93-97	—	<b>20-3453</b>
900Ss/Ssr/Superlight	89-91	—	<b>20-3453</b>
900 Paso 907 I.E.	89-93	—	<b>20-3453</b>
900St2	98-01	—	<b>20-3453</b>
Monster/Cromo/Special 900	1998	<b>20-3367</b>	—
Supersport Cr 900	1998	<b>20-3367</b>	—
Supersport	1999	<b>20-3367</b>	—
Mh Evoluzione 900	01-02	<b>20-3367</b>	—
Monster City, City Dark 900	1999	<b>20-3367</b>	—
Monster Ie 900	00-01	<b>20-3367</b>	—
Monster 900	1999	<b>20-3367</b>	—

<b>DUCATI</b>			
<b>Application</b>	<b>Year</b>	<b>K&amp;L</b>	<b>Electrosport</b>
Sport 900	2002	<b>20-3367</b>	—
Supersport Ie 900	00-02	<b>20-3367</b>	—
Supersport 900	98-99	<b>20-3367</b>	—
Supersport	2003	<b>20-3367</b>	—
916	94-98	—	<b>20-3453</b>
Monster S4 916	2001	<b>20-3367</b>	—
St4 916	99-03	<b>20-3367</b>	—
916 Biposto-Senna	98	<b>20-3366</b>	—
916 Sps	98	<b>20-3366</b>	—
St2 944	99-03	<b>20-3367</b>	—
St3	04-07	<b>20-3367</b>	—
St3 S Abs	06-07	<b>20-3367</b>	—
996 Mono	99-01	<b>20-3366</b>	—
996 Sps	99-00	<b>20-3367</b>	—
996 Sps Ii	1999	<b>20-3367</b>	—
996 Sps Iii	2000	<b>20-3367</b>	—
996 R/R Ii	2001	<b>20-3367</b>	—
996 S 996	2001	<b>20-3367</b>	—
St4s 996	01-04	<b>20-3367</b>	—
St4s Abs	03-05	<b>20-3367</b>	—
St4s	2008	<b>20-3367</b>	—
996/Special USA	99	<b>20-3366</b>	—
996	99	<b>20-3366</b>	—
998	02-03	<b>20-3367</b>	—
998 R 998 2002-2002 H200aa	2002	<b>20-3367</b>	—
998 S Bayliss, Bostrom	2002	<b>20-3367</b>	—
998 S Final Edition	2004	<b>20-3367</b>	—
Gt/ Touring	2009	<b>20-3367</b>	—
Sport /1000S	08-09	<b>20-3367</b>	—
Hypermotard/S	2009	<b>20-3367</b>	—
Hypermotard Evo /Sp	10-12	<b>20-3367</b>	—
Multistrada/S	08-09	<b>20-3367</b>	—

20-3453



20-3455




20-5290

20-5351

<b>HONDA Street</b>			
<b>Application</b>	<b>Year</b>	<b>K&amp;L</b>	<b>Electrosport</b>
CB250 Nighthawk	91-07	<b>20-5351</b>	—
CH250 (Scooter)	01-03	<b>20-5339</b>	—
CMX250 Rebel	85-87	<b>20-8722</b>	—
CMX250 Rebel	96-00	<b>20-8722</b>	—
NSS250 Reflex (Scooter)	01-03	<b>20-5276</b>	—
NSS250A Reflex (Scooter)	01-03	<b>20-5276</b>	—
VTR250 Interceptor	88-90	—	<b>20-3455</b>
CB350 Twin	68-73	<b>20-1263</b>	—
CB350F Supersport	72-74	<b>20-1262</b>	—
CL350 Scrambler	68-73	<b>20-1263</b>	—



20-1262



20-1263



20-5284



20-5286

<b>HONDA Street</b>			
<b>Application</b>	<b>Year</b>	<b>K&amp;L</b>	<b>Electrosport</b>
CB400F CB-1	89-90	<b>20-5351</b>	—
CB400F Supersport	75-77	<b>20-1262</b>	—
CB450K1-K7	68-74	<b>20-1263</b>	—
CL450K1-K7 Scrambler	68-74	<b>20-1263</b>	—
CB500K	71-73	<b>20-1262</b>	—
CB500T Twin	74-76	<b>20-1263</b>	—
CX500	78-79	<b>20-5269</b>	—
CX500C Custom	79-81	<b>20-5269</b>	—
CX500D Deluxe	79-81	<b>20-5269</b>	—
CB550F Super Sport	75-77	<b>20-1262</b>	—
CB550K/K1 Four	74-78	<b>20-1262</b>	—
CB600F (599)	04-06	<b>20-5276</b>	—
CBR600F Hurricane	87-90	<b>20-5272</b>	—
CBR600F2/F3/F4	91-00	<b>20-5351</b>	—
CBR600F4	01-06	<b>20-5282</b>	—
CBR600RR	03-06	<b>20-8728</b>	—
VT600C/CD Shadow VLX	88-07	—	<b>20-5296</b>
CB650/C (SOHC)	79-82	—	<b>20-5322</b>
CB650SC Nighthawk	1982	—	<b>20-5322</b>
VF700F Interceptor (V4)	84-85	<b>20-5339</b>	—
VF700S Sabre (V4)	84-85	<b>20-5339</b>	—
VFR700F/F2 Interceptor	86-87	—	<b>20-3455</b>
VT700C Shadow (V-twin)	84-85	<b>20-5349</b>	—
CB750 Nighthawk (DOHC)	91-04	<b>20-5375</b>	—
CB750C Custom	1980	<b>20-5283</b>	—
CB750C Custom	81-82	<b>20-5284</b>	—
CB750F Super Sport (SOHC)	75-78	<b>20-1262</b>	—
CB750F Super Sport (DOHC)	79-80	<b>20-5283</b>	—
CB750F Super Sport (DOHC)	81-82	<b>20-5284</b>	—
CB750K Four (SOHC)	69-78	<b>20-1262</b>	—
CB750K Four (DOHC)	79-80	<b>20-5283</b>	—
CB750K Four (DOHC)	81-82	<b>20-5284</b>	—
CB750L LTD	1979	<b>20-5283</b>	—
CB750SC Nighthawk	82-83	<b>20-5284</b>	—
VF750C Magna (V4)	94-03	<b>20-5356</b>	—
VF750CD Magna Deluxe (V4)	95-96	<b>20-5356</b>	—
VF750C2 Magna Deluxe (V4)	97-00	<b>20-5356</b>	—
VF750F Interceptor (V4)	83-84	<b>20-5339</b>	—
VF750S Sabre (V4)	82-83	<b>20-5339</b>	—
VFR750F Interceptor	86-87	—	<b>20-3455</b>
VFR750F (RC36) (V4)	90-97	<b>20-5302</b>	—
VFR750R (RC45)	1994	<b>20-5272</b>	—
VT750C Shadow 750 (V-twin)	1983	<b>20-5349</b>	—
VT750C Shadow (V-twin)	98-00	<b>20-5351</b>	—
VT750CD Shadow Deluxe (V2)	98-00	<b>20-5351</b>	—
VT750CD2 Shadow Deluxe (V2)	98-00	<b>20-5351</b>	—
VT750CD2 Shadow Deluxe (V2)	2001	<b>20-5276</b>	—
VT750CD Shadow Deluxe (V2)	2001	<b>20-5276</b>	—
VT750CD/C2 Shadow (V-twin)	01-03	<b>20-5276</b>	—
VT750CD Shadow ACE 750 Dlx (V2)	02-03	<b>20-5276</b>	—
VT750C Shadow (V-twin)	04-09	<b>20-8745</b>	—
VT750C2 Shadow (V-twin)	04-09	<b>20-8745</b>	—
PC800 Pacific Coast (V-twin)	89-90	<b>20-5351</b>	—
PC800 Pacific Coast (V-twin)	94-98	<b>20-5351</b>	—
VFR800FI	00-01	<b>20-5300</b>	—
CB900C Custom	1980	<b>20-5283</b>	—
CB900C Custom	81-82	<b>20-5284</b>	—
CB900F Super Sport	81-82	<b>20-5284</b>	—

<b>HONDA Street</b>			
<b>Application</b>	<b>Year</b>	<b>K&amp;L</b>	<b>Electrosport</b>
CB900F/(919) Hornet	02-07	<b>20-8729</b>	—
CBR900RR FireBlade	93-99	<b>20-5351</b>	—
CBR929RE	2001	<b>20-5288</b>	—
CBR929RR	01-03	<b>20-5288</b>	—
CBR954RR Titan	02-03	<b>20-5297</b>	—
CB1000 Big One	94-95	<b>20-5375</b>	—
CBR1000F Hurricane	90-91	<b>20-5375</b>	—
CBR1000F Hurricane	93-96	<b>20-5375</b>	—
RVT1000R RC-51	02-06	<b>20-8727</b>	—
VF1000F Interceptor (V4)	1984	<b>20-5339</b>	—
VTR1000F Super Hawk (V2)	98-05	<b>20-5351</b>	—
CBR1100XX Blackbird	97-98	<b>20-5302</b>	—
CBR1100XX Blackbird	99-00	<b>20-5309</b>	—
CBR1100XX Blackbird	01-03	<b>20-5311</b>	—
GL1100 Goldwing	80-83	<b>20-5290</b>	—
GL1100 Goldwing Aspencade	80-83	<b>20-5290</b>	—
GL1100 Goldwing Interstate	80-83	<b>20-5290</b>	—
ST1100 (Longitudinal V-4)	91-95	<b>20-5375</b>	—
ST1100A (ABS) (Longitudinal V4)	92-95	<b>20-5375</b>	—
VF1100S Sabre (V4)	84-85	<b>20-5339</b>	—
VT1100C Shadow 1100 (V2)	87-90	<b>20-5304</b>	—
VT1100C Shadow 1100 (V2)	92-96	<b>20-5304</b>	—
VT1100C2 Shadow 1100 A.C.E. (V2)	95-97	<b>20-5308</b>	—
VT1100C Shadow 1100 Spirit (V2)	1997	<b>20-5304</b>	—
VT1100C2 Shadow 1100 A.C.E. (V2)	1997	<b>20-5308</b>	—
GL1200 Goldwing	84-87	<b>20-5290</b>	—
GL1200 Goldwing Aspencade	84-87	<b>20-5290</b>	—
GL1200 Goldwing Interstate	84-87	<b>20-5290</b>	—
GL1200L LTD Goldwing	1985	<b>20-5350</b>	—
GL1200SEi Goldwing	1986	<b>20-5350</b>	—



20-2482



20-5304

<b>HONDA ATV</b>			
<b>Application</b>	<b>Year</b>	<b>K&amp;L</b>	<b>Electrosport</b>
TRX300 Fourtrax 300	93-00	<b>20-8742</b>	—
TRX300EX Sportrax 300	93-04	<b>20-8743</b>	—
TRX300FW Fourtrax 300 4x4	93-96	<b>20-8742</b>	—
TRX300EX Sportrax	05-06	<b>20-5274</b>	—
TRX350FE/FM/TE/TM	00-03	<b>20-8745</b>	—
TRX350FE Fourtrax Rancher 4x4 ES	04-06	<b>20-5275</b>	—
TRX350FM Fourtrax Rancher 4X4	04-06	<b>20-5275</b>	—
TRX350TE Fourtrax Rancher ES	04-06	<b>20-5275</b>	—
TRX350TM Fourtrax Rancher	04-06	<b>20-5275</b>	—
TRX400FW Foreman	95-02	<b>20-8745</b>	—

# REGULATOR/RECTIFIERS

SHOP EQUIP & TOOLS

HARD PARTS

CARB & FUEL

IGNITION/ELECTRICAL

CONTROL

SUSPENSION

ACCESSORIES

## HONDA ATV

Application	Year	K&L	Electrosport
TRX450ER/R	06-09	20-5277	—
TRX450R	04-05	20-8745	—
TRX450S/ES	98-01	20-8745	—
TRX500 Fourtrax Foreman	05-11	—	20-8730
TRX500 FA/FGA Foreman Rubicon	05-09	—	20-8730
TRX500 Fourtrax Foreman	07-11	—	20-8730
TRX650 FA/FGA Rubicon	03-05	—	20-8730
TRX680 FA/FGA Rubicon	06-12	—	20-8730

## HONDA Dual Sport/Offroad

Application	Year	K&L	Electrosport
CRF230L	08-09	20-5275	—
CRF230M	2009	20-5275	—
XR600R	91-00	20-2482	—
XR650R	00-07	20-2482	—



## KAWASAKI Street

Application	Year	K&L	Electrosport
EL250B2/B3 Eliminator	88-89	20-5329	—
EL250E250HS (93-94Canada only)	91-94	20-5329	—
EX250E/F Ninja 250R	86-07	20-5329	—
KZ250D/L CSR	80-82	—	20-5342
KZ400	78-79	—	20-5342
KZ440 (All)	80-83	—	20-5342
EN450A1~A6 LTD454	85-90	20-5329	—
EN500A/C Vulcan 500	90-09	20-5329	—
EX500A/D Ninja 500	87-09	20-5329	—
KZ550 LTD/Spectre/Gpz	83-84	20-5329	—
KZ550A Std/C-LTD/D-GPz	81-82	20-5306	—
ZR550B Zephyr	90-93	20-5364	—
ZX550A1/A2/A3 GPz	84-86	20-5364	—
KL600B1/B2 KLR600	85-86	20-5364	—
ZL600A1/A2 Eliminator	86-87	20-5330	—
ZL600B2/B3 Eliminator	96-97	20-5333	—
ZX600A Ninja 600R	85-87	20-5330	—
ZX600B Ninja 600RX	1987	20-5330	—
ZX600C7~C10 Ninja 600R	94-97	20-5333	—
ZX600D1 Ninja ZX-6	1990	20-5330	—
ZX600D Ninja ZX-6	91-93	20-5316	—
ZX600E1~E10 Ninja ZX-6	93-02	20-5333	—
ZX600E11/E12 ZZR600	03-05	20-5333	—
ZX600F Ninja ZX-6R	95-97	20-5333	—
ZX600J1/J2/J3 Ninja ZX-6R	00-02	20-5312	—
ZX600J4 ZZR600	05-08	20-5312	—
ZX600K1/M1 ZX-6RR	03-04	20-8754	—
ZX600R ZX-6R	09-12	—	20-8730
ZX636 ZX-6R	03-04	20-8754	—
ER650 ER-6n	06-10	20-8757	—
EX650 Ninja	06-11	20-8757	—
KL650A1~A20 KLR650	87-07	20-5364	—



## KAWASAKI Street

Application	Year	K&L	Electrosport
KLE650 Versys	08-10	20-8757	—
KZ650B/C	77-79	—	20-5342
KZ650D SR	78-79	—	20-5342
KZ650E/F LTD	1980	—	20-5342
KZ650H1/H2 CSR	81-82	20-5306	—
VN700A1 Vulcan	1985	20-5330	—
ZN700A1/A2 LTD	84-85	20-5330	—
KZ750B (2-cylinder)	76-79	—	20-5342
KZ750G LTD II (2-cylinder)	1980	—	20-5342
KZ750M CSR (2-cylinder)	1982	—	20-5342
KZ750 E/H (Ltd)(4 cylinder)	80-82	20-5306	—
KZ750F1 LTD (4 cylinder)	1983	20-5329	—
KZ750N1/N2 Spectre	82-83	20-5329	—
VN750A2~A9 Vulcan	86-93	20-5330	—
VN750A10-A21 Vulcan	94-06	20-5333	—
ZR750C1-C3 Zephyr	91-93	20-5330	—
ZR750 ZR-7/S	00-05	20-5333	—
ZR750K/L Z-750	05-06	20-8757	—
ZX750A1/A2/A3 GPz	82-85	20-5364	—
VN900 Vulcan	06-12	20-8757	—
ZX900E/F Ninja ZX-9R	00-03	20-8758	—
KZ1000A/B/C/D/E/G	79-80	20-5306	—
KZ1000J	81-83	—	20-5313
KZ1000K LTD	81-83	—	20-5313
KZ1000M CSR	81-82	—	20-5313
KZ1000P Police	82-05	—	20-5313
KZ1000R Replica	82-83	—	20-5313
ZR1000 Z1000	03-09	20-8757	—
ZX1000 C1/C2 ZX-10R	04-05	—	20-8730
ZX1000 D6/D7 ZX-10R	06-07	—	20-8730
ZX1000 E/F ZX-10R	08-10	—	20-8730
ZX1000 J/K ZX-10R	11-13	—	20-8730
KZ1100A Shaft	81-83	—	20-5313
KZ1100B Gpz	81-82	—	20-5313
KZ1100D Spectre	82-83	—	20-5313
KZ1100L LTD	1983	—	20-5313
ZN1100B1/B2 LTD	84-85	20-5330	—
ZX1100A Gpz	83-85	—	20-5313
ZX1200A1/A2/B2 ZX-12R	00-03	20-8758	—
ZN1300A1~A6 Voyager	83-88	20-5364	—
ZG1400 A/B/C/D Concours	08-11	—	20-8730
ZX1400 A/C ZX-14R	06-11	—	20-8730
VN1500 Vulcan 88/88 SE	87-91	20-5330	—
VN1500A/C Vulcan	92-99	20-5333	—
VN1500D/E Vulcan Classic	96-03	—	20-5334
VN1500N Vulcan Classic F.I.	00-02	—	20-5334
VN1500E/N/T Vulcan Classic	04-08	—	20-5334
VN1500G Vulcan Nomad	99-01	—	20-5334
VN1600A/E/T Vulcan Classic	03-08	—	20-5334

Gear Up for Profit™

www.klsupply.com

TOLL FREE 1-800-727-6767





20-5364

**KAWASAKI ATV/UTV**

<b>Application</b>	<b>Year</b>	<b>K&amp;L</b>	<b>Electrosport</b>
KLF220A9-A12 Bayou	96-99	20-5364	—
KLF220A13-A15 Bayou	00-02	20-5364	—
KLF250 Bayou	03-11	20-5364	—
KAF300A/B Mule 500	93-96	—	20-5281
KAF300C Mule 550	97-04	—	20-5281
KAF300D Mule 520	00-01	—	20-5281
KEF300A1-A6 Lakota	95-00	20-5333	—
KEF300B1-B3 Lakota	01-03	20-5333	—
KLF300A1/A2 Bayou	86-87	20-5330	—
KLF300B1-B4 Bayou	88-91	20-5330	—
KLF300B5-B11 Bayou	92-98	20-5333	—
KLF300C Bayou 4X4	89-98	20-5333	—
KLF300B/C Bayou 4X4	99-04	—	20-5336
KVF300A/B Prairie	99-02	—	20-5336
KVF360A/B/C Prairie	03-09	—	20-5336
KAF400A Mule 610 4x4	09-12	20-5279	—
KAF400B Mule 600	09-12	20-5279	—
KAF400C Mule 610 4x4	09-12	20-5279	—
KAF400D Mule 610 4x4 XC	10-12	20-5279	—
KAF400E Mule 610 4x4 XC Realtree APG HD	11-12	20-5279	—
KLF400B Bayou 4X4	93-99	20-5450	—
KVF400A Prairie 4X4	97-98	20-5450	—
KVF400B Prairie	1998	20-5450	—
KVF400C/D Prairie	99-02	—	20-5336
KAF540C Mule 2010	1993	—	20-5281
KAF540D Mule 2020	1993	—	20-5281
KAF540E Mule 2030	1993	—	20-5281
KAF620A Mule 2510 4x4	94-00	—	20-5281
KAF620B Mule 2520 Turf	95-00	—	20-5281
KAF620C Mule 2500	95-00	—	20-5281
KAF620E Mule 3010 4x4	01-08	20-8757	—
KAF620F Mule 3020 Turf	01-03	20-8757	—
KAF620G Mule 3000	01-08	20-8757	—
KAF620H Mule 3010	01-08	20-8757	—
KAF620J Mule 3010 Trans 4x4	05-08	20-8757	—
KAF620K Trans 4x4	05-08	20-8757	—
KAF620M Mule 4000	09-11	—	20-5281
KAF620R Mule 4010 4x4	09-11	—	20-5281
KVF650A/B Prairie	02-03	—	20-5336
KVF650 Brute Force	06-12	20-5502	—
KVF650H Brute Force 650 4x4i	07-08	20-8757	—
KSV700A/B/C KFX700	04-09	—	20-5336
KVF700A/B/D Prairie	04-06	—	20-5336
KRF750 "Teryx"	08-12	20-5502	—
KVF750 Brute Force 750 4x4i	05-07	20-8757	—
KVF750 Brute Force	08-11	20-5502	—

**KTM**

<b>Application</b>	<b>Year</b>	<b>K&amp;L</b>	<b>Electrosport</b>
690 Enduro /R	08-11	20-3369	—
690 Super Moto R	2008	20-5270	—
690 Rally Factory Replica	2009	20-5270	—
690 Duke (Black/Orange/White)	2009	20-5270	—
690 Duke (Black/Orange)	2010	20-5270	—
690 SMC	08-10	20-3369	—
690 Super Enduro	2008	20-3369	—
950 SMR AUS/UK	2008	20-3369	—
950 Supermoto R	08,10	20-3369	—
990 Super Duke (Black/Orange)	2008	20-5270	—
990 SMR	2011	20-3369	—
990 SMT	2011	20-5270	—

**KTM**


<b>Application</b>	<b>Year</b>	<b>K&amp;L</b>	<b>Electrosport</b>
990 Adventure STD	2010	20-5270	—
990 Adventure R	09-10	20-5270	—
990 Adventure (Black/Orange/S)	2008	20-5270	—
990 Adventure (Orange/White) ABS	2009	20-5270	—
990 Adventure (White)	2011	20-5270	—
990 Supermoto T Orange	2010	20-3369	—
1190 RC8	08-09	20-5270	—
1190 RC8-R LTD Akrapov/Red Bull	2010	20-5270	—
1190 RC8 (Orange/White)	2010	20-5270	—

**POLARIS (Side X Side)**

<b>Application</b>	<b>Year</b>	<b>K&amp;L</b>	<b>Electrosport</b>
Ranger 4x4 800 EFI + CREW	2011	—	20-8730
Ranger 6x6 800 EFI	2011	—	20-8730
Ranger RZR 800 EFI (+EPS)	2011	—	20-8730
Ranger RZR "S" 800 EFI	2011	—	20-8730
Ranger RZR 4/EPS RGE	2011	—	20-8730



20-8730



20-5256

**SUZUKI Street**

<b>Application</b>	<b>Year</b>	<b>K&amp;L</b>	<b>Electrosport</b>
XN85D Turbo	1983	—	20-3532
GS300L	82-85	—	20-3532
GS450 Twins	83-88	—	20-3532
SP600F Dual Sport	1985	—	20-3532
GSX-R600	97-05	20-3537	—
GSX-R600K6-L2	06-12	—	20-3544
SV650/S	99-02	20-5157	—
LS650 Savage	86-11	20-5157	—
GR650D/XD Tempter	1983	—	20-3532
GS650G/GL	81-83	—	20-3534
GSX650F	08-09	—	20-3544
GS700EF/ESF	1985	—	20-3532
GS750SD Katana	1983	20-5256	—
GS750S	1983	20-5256	—
GS750LN/LT/LX	79-81	20-5256	—
GS750L/E	79-83	20-5256	—
GS750ET/EX/EZ	80-82	20-5256	—
GS750ED/ESD	1983	—	20-3532
GSX-R750	96-05	—	20-3537
GSX-R750K6-L1	06-11	—	20-3544
VS800 Intruder	92-09	20-3551	—
VZ800 Marauder	97-04	20-3570	—
GS850GD	82-83	—	20-3532
GS850G/GL	79-81	20-5256	—
DL1000 V-Strom	02-06	20-8759	—
GS1000S/SZ "Katana"	80-82	20-5256	—

SHOP EQUIP & TOOLS

HARD PARTS

CARB & FUEL

IGNITION/ELECTRICAL

CONTROL

SUSPENSION

ACCESSORIES

# REGULATOR/RECTIFIERS

SHOP EQUIP & TOOLS

HARD PARTS

CARB & FUEL

IGNITION/ELECTRICAL

CONTROL

SUSPENSION

ACCESSORIES



20-3537



20-3544



20-3551



20-3570

## SUZUKI Street

Application	Year	K&L	Electrosport
GS1000S	1980	20-5256	—
GS1000G/GL	80-81	20-5256	—
GS1000ET/GX/GLX	80-81	20-5256	—
GS1000E	1980	20-5256	—
GSX-R1000K1-K4	01-04	—	20-3537
GSX-R1000K5-L2	05-12	—	20-3544
TL1000S (V-Twin)	97-01	20-5267	—
TL1000R (V-Twin)	98-03	20-5267	—
GS1100SD Katana	1983	20-5256	—
GS1100S	1983	20-5256	—
GS1100LT/ET/EX	80-81	20-5256	—
GS1100LT	1980	20-5256	—
GS1100GKD/GKE	82-83	—	20-3532
GS1100E	80-81	20-5256	—
GSF1250S	07-09	—	20-3544
GSX1250FA	2011	—	20-3544
GSX1300BK B-King	08-09	—	20-3544
GSX1300R Hayabusa	99-07	—	20-3537
GSX1300R Hayabusa	08-12	—	20-3544
VS1400 Intruder	96-09	20-3551	—
GV1400 Cavalcade	85-90	20-5268	—
VL1500 Intruder LC	98-04	—	20-3537

## SUZUKI Dual Sport/Offroad

Application	Year	K&L	Electrosport
DR650SE	92-95	20-3551	—
DR650SE	96-11	20-3557	—
DR800 Big (European model)	91-99	—	20-3537

## SUZUKI Scooter

Application	Year	K&L	Electrosport
AN650 Burgman	03-07	—	31-3537



20-8724



20-8730

## TRIUMPH

Application	Year	K&L	Electrosport
Daytona 600	2004	—	20-8724
Daytona 650	2005	—	20-8724
Daytona 955	97-03	—	20-8724
Daytona 955i	99-06	—	20-8724
Speed Four 600	02-04	—	20-8724
Speed Triple 955	99-04	—	20-8724
Speed Triple 1050	05-10	—	20-8724
Speed Triple SE 1050	2010	—	20-8724
Sprint RS 955	00-03	—	20-8724
Sprint ST 955	99-04	—	20-8724
Sprint ST 1050	05-10	—	20-8724
Sprint ST ABS 1050	06-09	—	20-8724
Sprint ABS 1050	2010	—	20-8724
Street Triple 675	09-10	—	20-8724
Street Triple 675R	10-11	—	20-8724
Thunderbird 1600 (All)	10-11	—	20-8724
Tiger 955	01-06	—	20-8724
Tiger 1050 (All)	07-11	—	20-8724
Rocket III	05-09	—	20-8730
Rocket III Classic	06-09	—	20-8730
Rocket III Classic Tour	07-10	—	20-8730
Rocket III Classic Tour 2-Tone	08-09	—	20-8730
Rocket III Classic Tour ABS	2010	—	20-8730
Rocket III SE	2006	—	20-8730



20-8760



20-5256

## SUZUKI ATV

Application	Year	K&L	Electrosport
LT80 Quad Sport	96-06	20-3567	—
LT160E Quad Runner	89-92	20-5365	—
LT-F160 Quad Runner	91-01	20-5365	—
LT160 Quad Runner	03-04	20-5365	—
LT-F250 Quad Runner 2WD	88-01	20-5365	—
LT-F250F Quad Runner 4WD	99-01	20-5365	—
LT-F250F Quad Runner 4WD	2002	20-3555	—
LT-F300F King Quad	99-01	20-5365	—
LT-F300F King Quad	2002	20-3555	—
LT-4WD Quad Runner	87-98	20-5365	—
LT-F4WDX King Quad	91-98	20-5365	—
LT-A400 Eiger Auto 2WD	02-09	20-8760	—
LT-A400F Eiger Auto 4WD	02-09	20-8760	—
LT-F400 Eiger 2WD	02-09	20-8760	—
LT-F400F Eiger 4WD	02-09	20-8760	—
LT-A450X King Quad	07-09	20-8759	—
LT-F500F Quad Runner	98-02	20-3537	—
LT-A500F Vinson Auto 4WD	02-07	20-8759	—
LT-F500F Vinson 4WD	03-07	20-8759	—
LT-A500XP King Quad	09-11	20-8759	—
LT-A700X King Quad	2007	20-8759	—
LT-A750X/XP King Quad	09-11	20-8759	—

## HEADLIGHT VOLTAGE REGULATOR

Solid state voltage regulator works on 12V A/C headlights. Provides maximum light brilliance without blown bulbs. Easy two-wire installation.

**Note:** Yellow wire is hot (+) and Brown is ground (-).



20-1490 Headlight Voltage Regulator

20-1490



20-5390



20-5370



20-5289



20-5366

### YAMAHA Street

Application	Year	K&L	ElectroSport
CP250 Morphous (Scooter)	06-08	<b>20-5392</b>	—
XV250 Route 66	88-90	<b>20-5315</b>	—
XV250 Virago	1995	<b>20-5390</b>	—
FZR400	88-90	<b>20-5315</b>	—
XS400J/K Maxim	82-83	<b>20-5317</b>	—
XS400RJ/RK Seca	82-83	<b>20-5317</b>	—
YP400 Majesty (Scooter)	05-10	<b>20-5392</b>	—
XP500 T-Max (Scooter)	09-10	<b>20-5392</b>	—
XV500K Virago	1983	<b>20-5328</b>	—
XV535 Virago	87-95	<b>20-5305</b>	—
XV535 Virago	97-00	<b>20-8753</b>	—
XZ550RJ/RK Vision	82-83	<b>20-5328</b>	—
FJ600	84-85	<b>20-5317</b>	—
FZ-6R	09-12	<b>20-8479</b>	—
FZ600S FZ-6	04-09	<b>20-5371</b>	—
FZR600R	89-94	<b>20-5315</b>	—
FZR600R	95-99	<b>20-5366</b>	—
XJ600S Seca II	92-96	<b>20-5289</b>	—
YX600 Radian	86-88	<b>20-5317</b>	—
YX600 Radian	89-90	<b>20-5328</b>	—
YZF-R6	99-02	<b>20-5366</b>	—
YZF-R6	03-05	<b>20-8749</b>	—
YZF-R6	06-10	<b>20-5392</b>	—
YZF-R6S R-6S	06-09	<b>20-8479</b>	—
YZF600R	95-07	<b>20-5366</b>	—
XJ650G/H/J/K Maxim	80-83	<b>20-5317</b>	—
XJ650LH Midnight Maxim	1981	<b>20-5317</b>	—
XJ650LJ/LK Seca Turbo	82-83	<b>20-5317</b>	—
XJ650RJ Seca	1982	<b>20-5317</b>	—
XVS650 V-Star (All)	98-00	<b>20-5370</b>	—
XVS650 V-Star (All)	01-11	<b>20-5373</b>	—
XJ700 Maxim	85-86	<b>20-5317</b>	—
XJ700X Maxim X	85-86	<b>20-5317</b>	—
XV700 Virago	84-87	<b>20-5305</b>	—
XJ750 Maxim	82-83	<b>20-5317</b>	—
XJ750R Seca	81-83	<b>20-5317</b>	—
XS750E/F	78-79	<b>20-5298</b>	—
XS750 Special	78-79	<b>20-5298</b>	—
XV750 Virago	81-83	<b>20-5328</b>	—
XV750 Virago	88-96	<b>20-5305</b>	—
FZ85 FZ-8	11-13	<b>20-5376</b>	<b>20-8730</b>
TDM850	1992	<b>20-5289</b>	—
XS850G/H	80-81	<b>20-5298</b>	—
XS850L Midnight Special	80-81	<b>20-5298</b>	—
XS850SG/SH Special	80-81	<b>20-5298</b>	—
FZ-09	2014	<b>20-5376</b>	—
XJ900RK Seca	1983	<b>20-5317</b>	—
XV920J/K Virago	82-83	<b>20-5328</b>	—
XVS950 V-Star (All)	09-13	<b>20-5376</b>	<b>20-8730</b>
XVS950 Bolt/Bolt-R	14-15	<b>20-5736</b>	—
FZ1000 FZ-1	01-05	<b>20-5372</b>	—
FZ10S, FZ-1	06-14	<b>20-5376</b>	<b>20-8730</b>
XV1000 Virago	84-85	<b>20-5305</b>	—
YZF-R1	98-01	<b>20-5366</b>	—

### YAMAHA Street

Application	Year	K&L	ElectroSport
YZF-R1	02-03	—	<b>20-8730</b>
YZF-R1	07-13	<b>20-5376</b>	<b>20-8730</b>
XS1100 (All)	78-81	<b>20-5298</b>	—
XV1100 Virago	86-96	<b>20-5305</b>	—
XVS1100 V-Star (All)	99-02	<b>20-5370</b>	—
XVS1100 V-Star (All)	03-09	<b>20-5392</b>	—
VMX1200 V-Max	85-95	<b>20-5305</b>	—
VMX1200 V-Max	97-07	<b>20-8752</b>	—
XTZ1200 Super Tenere	11-12	<b>20-5376</b>	—
FJR1300 (All)	03-13	—	<b>20-8730</b>
FJR1300 (All)	06-14	<b>20-5376</b>	—
XVS1300 V-Star (All)	07-13	<b>20-5376</b>	<b>20-8730</b>
XVS1300C Stryker	11-13	<b>20-5376</b>	<b>20-8730</b>
XVZ1300 Royal Star	96-01	<b>20-5390</b>	—
XVZ1300 Royal Star Boulevard	99-01	<b>20-5390</b>	—
XVZ1300 Royal Star Tour Classic	96-00	<b>20-5390</b>	—
XVZ1300 Royal Star Tour Dlx	97-01	<b>20-5390</b>	—
XVZ1300 Royal Star Tour Dlx	05-10	<b>20-5392</b>	—
XVZ1300 Royal Star Venture	99-10	<b>20-5392</b>	—
XV1600 Road Star	99-03	<b>20-5370</b>	—
XV1700 Road Star	2004	<b>20-5370</b>	—
XV1700 Road Star	08-11	<b>20-5376</b>	—
VMX1700V-Max	09-13	<b>20-5376</b>	<b>20-8730</b>
XV1700P Road Warrior	02-08	—	<b>20-8730</b>
XV1700 Road Star (All)	08-13	—	<b>20-8730</b>
XV1900 Roadliner	06-13	<b>20-5376</b>	<b>20-8730</b>
XV1900 Stratoliner	06-13	<b>20-5376</b>	<b>20-8730</b>
XV1900 Raider/S	08-13	<b>20-5376</b>	<b>20-8730</b>



20-8749



20-5305

### YAMAHA ATV

Application	Year	K&L	ElectroSport
YFM50R Raptor	04-08	<b>20-8748</b>	—
YFM80G Grizzly	05-08	<b>20-8748</b>	—
YFM80R Raptor	02-08	<b>20-8748</b>	—
YFA1S Breeze	2004	<b>20-8748</b>	—
YFM125G Grizzly	04-11	<b>20-8756</b>	—
YFB250 Timberwolf	97-00	<b>20-5337</b>	—
YFM250B Bruin	05-06	<b>20-8756</b>	—
YFM25B Big Bear	07-09	<b>20-8756</b>	—
YFM250R Raptor	08-11	<b>20-8756</b>	—
YFM250X Bear Tracker	99-00	<b>20-5337</b>	—
YFM250X Bear Tracker	01-04	<b>20-8756</b>	—
YFM35A Bruin 2WD	04-05	<b>20-8756</b>	—
YFM35FA Bruin 4WD	04-06	<b>20-8756</b>	—
YFM35G Grizzly 2WD	07-11	<b>20-8756</b>	—

SHOP EQUIP & TOOLS

HARD PARTS

CARB & FUEL

IGNITION/ELECTRICAL

CONTROL

SUSPENSION

ACCESSORIES

SHOP EQUIP & TOOLS

HARD PARTS

CARB & FUEL

IGNITION/ELECTRICAL

CONTROL

SUSPENSION

ACCESSORIES



20-5337



20-8752



20-5315



20-8756

YAMAHA ATV			
Application	Year	K&L	Electrosport
YFM35FG Grizzly 4WD	07-11	20-8756	—
YFM350R Raptor	04-11	20-8756	—
YFM350U Big Bear 2WD	96-00	20-5337	—
YFM350F Big Bear 4WD	97-00	20-5337	—
YFM350FX Wolverine	95-01	20-5337	—
YFM350X Warrior	96-01	20-5337	—
YFM35X Wolverine 2WD	06-09	20-8756	—
YFM400 Big Bear 2WD	00-01	20-5337	—
YFM400F Big Bear 4WD	00-01	20-5337	—
YFM400 Big Bear 2WD	02-04	20-8756	—
YFM400F Big Bear 4WD	02-11	20-8756	—
YFM400F Kodiak 4WD	96-99	20-5337	—
YFM400 Kodiak 2WD	00-04	20-8756	—
YFM400F Kodiak 4WD	00-06	20-8756	—
YFM4FG Grizzly	07-08	20-8756	—
YFM45F Kodiak 4WD	03-06	20-8756	—
YFM45FG Grizzly	07-11	20-8756	—
YFM45FX Wolverine	06-10	20-8756	—
YFZ450R	09-13	20-5370	—
YFM5FG Grizzly 550	09-11	20-5376	20-8730
YFM600F Grizzly	1998	20-5337	—
YFM600F Grizzly	99-01	20-8756	—
YFM660G Grizzly	02-08	20-5370	—
YFM660R Raptor	01-05	20-8756	—
YFM7FG Grizzly 700	07-14	20-5376	20-8730
YFM700R Raptor	06-11	20-5370	—

YAMAHA Dual Sport/Offroad			
Application	Year	K&L	Electrosport
TW200	88-97	20-5315	—
XT225 Serow	92-95	20-5315	—
XT225 Serow	96-97	20-5289	—
WR250F Offroad	03-06	20-4186	—
WR250R Dual Sport	08-11	20-5392	—
WR250X Supermoto	08-11	20-5392	—
WR450F Offroad	03-06	20-4186	—
XT600 Dual Sport	91-95	20-5315	—

YAMAHA Snowmobile			
Application	Year	K&L	Electrosport
PZ50 Phazer	07-11	20-5376	—
PZ50V Venture Lite	08-11	20-5376	—
MM600 Mountain-Max	01-02	20-5366	—
SX600R	01-03	20-5366	—
SRX700	00-02	20-5366	—
SXV70 SX-Venom	02-06	20-5370	—
SX700F	2001	20-5366	—
MM700 Mountain-Max	01-03	20-5366	—
VT70J Venture 700	2004	20-5370	—
VT700 Venture	01-03	20-5366	—
RS90 Vector	10-11	20-5376	—
RST90 Venture GT	09-11	20-5376	—
FX10 Nytro	08-12	20-5376	—
RX10 Apex	11-12	20-5376	—

YAMAHA Side x Side			
Application	Year	K&L	Electrosport
YXR45FX Rhino 450	06-09	20-5370	—
YXR660F Rhino 660	04-07	20-5370	—
YXR7F Rhino 700	08-13	20-5376	20-8730

## ND ALTERNATOR REPLACEMENT PARTS

OEM quality replacement parts for ND Alternators. Voltage Regulator and Rectifier sold each. *Made in Japan.*

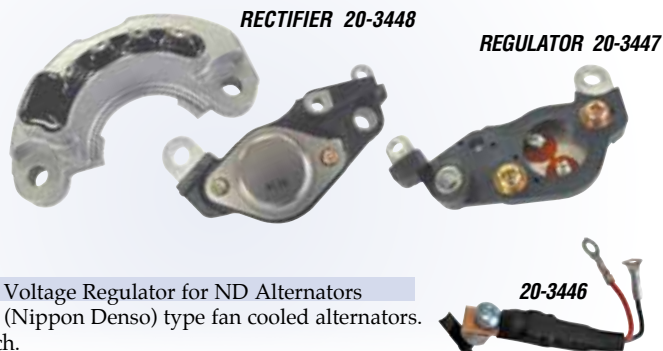
### VOLTAGE REGULATOR

20-3447	Kawasaki	21066-1076-Fits all applications listed.
	Suzuki	32500-27A00
	Triumph	T1300016
	Yamaha	36Y-81910-50

### RECTIFIER

20-3448	Kawasaki	13091-1466-Fits all applications listed.
	Suzuki	31621-27A00
	Triumph	T1300017
	Yamaha	4BH-81970-50

21-3446 Voltage Regulator for ND Alternators  
Fits ND (Nippon Denso) type fan cooled alternators.  
Sold each.



KAWASAKI	
ZX750F1/F2/F3/F4 Ninja 750R	87-90
ZX750 Ninja ZX-7	89-03
ZX750 Ninja ZX-7R	91-94
ZX750 Ninja ZX-7RR	96-97
ZL900A1/A2 Eliminator	85-86
ZX900A1/A2/A3 Ninja	84-86
ZX900B1/B2/B3/B4 Ninja ZX-9R	94-97
ZG1000A1~A20 Concours	86-06
ZL1000A1 Eliminator	1987
ZX1000A1/A2 Ninja 1000R	86-87
ZX1000B1/B2/B3 Ninja ZX-10	88-90
ZR1100C3/C4 ZRX1100	99-00
ZX1100CNinja ZX-11	90-01

KAWASAKI	
ZX1100E1/E2/E3 GPz	95-97
ZR1200A ZRX1200	01-05

SUZUKI	
GSF600ST/SV/SW/SX Bandit	96-99
GSX600FJ Katana	88-97
GSX-R600WN/WP	92-93
RF600RR/RS/RT	94-97
GSX750F Katana	89-97
GSXR-750G/RG	86-95
RF900RR/R	94-97
GSX1100F Katana	88-93
GSX1100GM/GN/GP Shaft	91-93

SUZUKI	
GSXR-1100	86-98
GSF1200SV/SW/SX Bandit	97-00

YAMAHA	
FZ/FZX700S/SC/T/TC	86-87
FZ/FZR750	85-88
YZF750R	94-98
FZR1000T/TC~G/GC	87-95
GTS1000AE/AEC/AF/AFC	93-94
YZF1000RJ/RJC	1997
FJ1100/1200	84-93

**Ricky Stator**, long recognized as the leader in off-road electrical components, is now available to you and your customers from K&L Supply for the applications listed below. All Ricky Stator parts are new, not remanufactured, and carry a **one-year warranty**. Call your sales representative for more information. Sold each.



## RICKY STATOR IGNITION STATOR

HONDA ATV	YEAR	K&L P/N:
ATC110/185/200X	All	21-6773
ATC250R	82-84	21-6773

## KAWASAKI OFFROAD

KX60	97-UP	21-6868
KX80/100	92-UP	21-6868
KX125	92-97	21-6869
KX250	92-97	21-6869

## SUZUKI OFFROAD

RM125/250	94-01	21-6877
-----------	-------	---------

## RICKY STATOR COMPLETE STATOR

HONDA OFFROAD	YEAR	K&L P/N:
CRF80/100	All	21-6835
XR80R/100R	All C.D.I.	21-6835
XL600	All	21-6854
XR650R	All	21-6855

## YAMAHA ATV

YFM350 Warrior	96-01	21-6879
YFZ350 Banshee	95-up	21-6881
YFM400 Kodiak	93-98	21-6879

## RICKY STATOR PULSER (PICK-UP) COIL

### for ATV & OFFROAD

Sold each.

Available for the following applications:



## KAWASAKI Offroad

KX80L/N/R/T/W	89-00	21-6871
KX100B5-7/C1-3	95-00	21-6871
KX125	92-97	21-6871
KX125G/H/J/K1-K4	89-97	21-6871
KX250G/H/J/K1-K4	89-97	21-6871
KX250	92-97	21-6871

## SUZUKI ATV

LT230SJ "QuadSport"	85-88	21-6871
LT230RF~RN Quadracer	85-92	21-6871
LT250R/LT500R	ALL	21-6871
LT-Z400	ALL	21-6871
LT500RH~L "Quadracer"	87-90	21-6871

## SUZUKI Offroad

RM125 J~K	85-01	21-6871
RM250G~S	86-01	21-6871

## YAMAHA ATV

YFB250 "Timberwolf"	92-98	21-6871
YFM350 Warrior	96-01	21-6871
YFM350 Warrior	02-04	21-6871
YFM400 Kodiak	93-98	21-6871
YFM400/450 Kodiak	00-06	21-6871
YFM600 Grizzly	99-01	21-6871
YFM660 Grizzly	02-06	21-6871
YFM660 Raptor	01-06	21-6871

## AFTERMARKET HONDA ALTERNATOR ROTOR

### HONDA

21-6446	31110-426-832
CB650	79-82
CB650C Custom	80-81
CB650SC Nighthawk	1982
CB750C Custom	80-82
CB750F Super Sport	79-82
CB750K	79-82
CB750L LTD	1979
CB750SC Nighthawk	82-83
CB900C Custom	80-82
CB900F	81-82
CB1000C Custom	1983



21-6446

## ALTERNATOR ROTOR CORE EXCHANGE PROGRAM

Send us your customer's rebuildable rotor (Honda DOHC Only) and receive a \$30 credit on your K&L account! Please contact our Return Department for details. 800-727-6767.

## RECONDITIONED HONDA ALTERNATOR ROTOR

American made with superior components.

### HONDA

21-6445	31110-426-832
CB650	79-82
CB650C Custom	80-81
CB650SC Nighthawk	1982
CB750C Custom	80-82
CB750F Super Sport	79-82
CB750K	79-82
CB750L LTD	1979
CB750SC Nighthawk	82-83
CB900C Custom	80-82
CB900F	81-82
CB1000C Custom	1983



21-6445

## K&L REPLACEMENT STATORS



21-7113

21-6524

21-7112

Top quality stators for Honda, Kawasaki, Suzuki, and Yamaha. Each product is manufactured using the latest in electronics for reliability and durability. K&L offers stators for many popular models, see application table below. Available for the following applications



21-3351

21-3347

21-3342

These NEW O.E. style stators are direct replacements for stock units. **Made in Japan**, they offer a level of quality unavailable to the aftermarket until now. "Charge Guard" is your answer for a quality replacement stator.

## K&L REPLACEMENT STATORS X-REFERENCE

HONDA			
K&L#	MFG	OEM #	TYPE
21-6522	Honda	31120-ME9-005	MADE IN USA
21-6524	Honda	31120-MAA-005	MADE IN USA
21-6524	Honda	31120-MAH-005	MADE IN USA
21-6524	Honda	31120-MBA-004	MADE IN USA
21-6524	Honda	31120-MG8-005	MADE IN USA
21-6529	Honda	31120-MCJ-751	MADE IN USA
21-6531	Honda	31120-MR5-015	MADE IN USA
21-6532	Honda	31120-MB9-003	MADE IN USA
21-6532	Honda	31120-ML8-305	MADE IN USA
21-6594	Honda	31120-MCJ-003	MADE IN USA
21-6599	Honda	31120-MAS-004	MADE IN USA
21-6621	Honda	31120-425-871	MADE IN USA
21-6622	Honda	31120-425-871	ELECTROSPORT
21-7111	Honda	31120-MV9-671	MADE IN USA
21-7112	Honda	31120-MBW-J21	MADE IN USA
21-7112	Honda	31120-MT4-004	MADE IN USA
21-7113	Honda	31120-MW0-004	MADE IN USA
21-7113	Honda	31120-MAT-004	MADE IN USA

KAWASAKI			
K&L#	MFG	OEM #	TYPE
21-3351	Kawasaki	21003-1214	OE JAPAN
21-3352	Kawasaki	21003-0023	OE JAPAN
21-3355	Kawasaki	21003-0001	OE JAPAN
21-3356	Kawasaki	21003-1383	OE JAPAN
21-3356	Kawasaki	21003-1280	OE JAPAN
21-3357	Kawasaki	21003-1301	OE JAPAN
21-3358	Kawasaki	21003-1373 (Outer)	OE JAPAN
21-3358	Kawasaki	21003-1356 (Outer)	OE JAPAN
21-3360	Kawasaki	21003-0007 (Inner)	OE JAPAN
21-3360	Kawasaki	21003-1372 (Inner)	OE JAPAN
21-3360	Kawasaki	21003-1325 (Inner)	OE JAPAN
21-6537	Kawasaki	21003-1214	MADE IN USA
21-6539	Kawasaki	21003-1118	MADE IN USA
21-6541	Kawasaki	21076-023	MADE IN USA
21-6544	Kawasaki	21033-1040	MADE IN USA
21-6545	Kawasaki	21003-1327	MADE IN USA
21-6547	Kawasaki	21003-0011	MADE IN USA
21-6548	Kawasaki	21033-1164	MADE IN USA

SUZUKI			
K&L#	MFG	OEM #	TYPE
21-3339	Suzuki	32101-29F00	OE JAPAN
21-3341	Suzuki	31401-35F00	OE JAPAN
21-3342	Suzuki	31401-41G00	OE JAPAN
21-3343	Suzuki	31402-41G10	OE JAPAN
21-3346	Suzuki	32101-10F01	OE JAPAN
21-3347	Suzuki	31401-35F10	OE JAPAN
21-3350	Suzuki	32101-38B02	OE JAPAN
21-3362	Suzuki	32101-09F01	OE JAPAN
21-3363	Suzuki	32101-09F30	OE JAPAN
21-3363	Suzuki	32101-09F40	OE JAPAN
21-3368	Suzuki	32101-09F20	OE JAPAN
21-3370	Suzuki	32101-07G00	OE JAPAN
21-6573	Suzuki	31401-47021	MADE IN USA
21-6573	Suzuki	31401-45111	MADE IN USA
21-6573	Suzuki	31401-45120	MADE IN USA
21-6573	Suzuki	31401-49531	MADE IN USA
21-6574	Suzuki	31401-00A00	MADE IN USA
21-6574	Suzuki	31401-49310	MADE IN USA
21-6574	Suzuki	31401-49411	MADE IN USA
21-6576	Suzuki	31401-33E10	MADE IN USA
21-6577	Suzuki	31401-35F00	MADE IN USA
21-6577	Suzuki	31401-35F10	MADE IN USA
21-6578	Suzuki	32101-38B02	MADE IN USA
21-6588	Suzuki	31401-35F10	ELECTROSPORT

SUZUKI			
K&L#	MFG	OEM #	TYPE
21-6588	Suzuki	31401-29G00	ELECTROSPORT
21-6588	Suzuki	31401-18G00	ELECTROSPORT
21-6590	Suzuki	31401-01H00	ELECTROSPORT
21-6590	Suzuki	31401-01H10	ELECTROSPORT
21-6590	Suzuki	31401-01H20	ELECTROSPORT

YAMAHA			
K&L#	MFG	OEM #	TYPE
21-3300	Yamaha	4BD-85510-20-00	OE JAPAN
21-3305	Yamaha	4XE-81410-00-00	OE JAPAN
21-3307	Yamaha	4KB-85510-00-00	OE JAPAN
21-3308	Yamaha	3HN-85510-10-00	OE JAPAN
21-3309	Yamaha	4KB-85510-12-00	OE JAPAN
21-3312	Yamaha	5NF-81410-00-00	OE JAPAN
21-3313	Yamaha	5GH-81410-00-00	OE JAPAN
21-3314	Yamaha	5ND-81410-00-00	OE JAPAN
21-3315	Yamaha	5GT-85510-00-00	OE JAPAN
21-3317	Yamaha	5KM-81410-01-00	OE JAPAN
21-3318	Yamaha	2GV-81410-20-00	OE JAPAN
21-3320	Yamaha	4PP-81410-00-00	OE JAPAN
21-3320	Yamaha	1RM-81410-20-00	OE JAPAN
21-3323	Yamaha	4TV-81410-01-00	OE JAPAN
21-3325	Yamaha	5EB-81410-00-00	OE JAPAN
21-3326	Yamaha	4VR-81410-00-00	OE JAPAN
21-3327	Yamaha	5LV-81410-00-00	OE JAPAN
21-3328	Yamaha	4XV-81410-01-00	OE JAPAN
21-3329	Yamaha	5PW-81410-01-00	OE JAPAN
21-3331	Yamaha	5VY-81410-00-00	OE JAPAN
21-3332	Yamaha	5EL-81410-00-00	OE JAPAN
21-3338	Yamaha	4NK-81410-00-00	OE JAPAN
21-6582	Yamaha	2GV-81410-20-00	MADE IN USA
21-6583	Yamaha	11H-81410-10-00	MADE IN USA
21-6580	Yamaha	1RM-81410-20-00	MADE IN USA
21-6586	Yamaha	4XV-81410-01-00	MADE IN USA
21-6593	Yamaha	5PW-81410-01-00	MADE IN USA
21-6584	Yamaha	3UF-81410-10-00	MADE IN USA
21-6584	Yamaha	26H-81410-10-00	MADE IN USA
21-6584	Yamaha	3JJ-81410-00-00	MADE IN USA

## K&L REPLACEMENT STATORS APPLICATIONS



HONDA Street				
Application	Year	K&L	USA	Electrosport
CBR600F2	91-98	_____	21-7111	_____
CBR600F3/SE/SJR	95-98	_____	21-7111	_____
CBR600F4	01-06	_____	21-7112	_____
VT700C Shadow	84-87	_____	21-6522	_____
CB750C/F/K/LTD (DOHC)	79-82	_____	21-6621	21-6622
CB750SC Nighthawk	82-83	_____	21-6621	21-6622
VFR750F	90-93	_____	21-7112	_____
VT750C Shadow	1983	_____	21-6522	_____
VT750C Shadow	98-07	_____	21-6524	_____
PC800 Pacific Coast	89-90	_____	21-6531	_____
VT800C Shadow	1988	_____	21-6524	_____
CB900C Custom	80-82	_____	21-6621	21-6622
CB900F Super Sport	81-82	_____	21-6621	21-6622
CBR900RR	93-95	_____	21-7113	_____
CBR900RR	96-99	_____	21-6599	_____
CBR929RR	00-01	_____	21-6594	_____
CBR954	02-03	_____	21-6529	_____
GL1000 Goldwing/LTD	76-79	_____	21-6532	_____
CBR1100XX Blackbird	97-98	_____	21-7113	_____
GL1100 Goldwing Std/I/A/	80-83	_____	21-6532	_____
VT1100C Shadow 1100	85-04	_____	21-6524	_____
GL1200 Goldwing	1984	_____	21-6532	_____
GL1200A Aspencade	84-87	_____	21-6532	_____
GL1200I Interstate	84-87	_____	21-6532	_____
GL1200L Limited Edition	1985	_____	21-6534	_____
GL1200 S.E.I. Special Edition	1986	_____	21-6534	_____

**K&L REPLACEMENT STATORS APPLICATIONS**

**KAWASAKI Street**

Application	Year	K&L	USA	Electrosport
ZX600D/E Ninja ZX-6	90-01	21-3351	—	—
ZX600D/E Ninja ZX-6	90-01	—	21-6537	—
ZX600F1/F2/F3 Ninja ZX-6R	95-97	21-3351	—	—
ZX600F1/F2/F3 Ninja ZX-6R	95-97	—	21-6537	—
ZX600K/M ZX-6RR	03-04	21-3355	—	—
ZX600N ZX-6RR	05-06	21-3352	—	—
ZX636B1/B2 ZX-6R	03-04	21-3355	—	—
ZX636C1/C2 ZX-6R	05-06	21-3352	—	—
VN700A1 Vulcan	1985	—	21-6539	—
VN750A2~A19 Vulcan	86-03	—	21-6539	—
ZR750 Z750S	05-06	21-3355	—	—
VN800 Vulcan (All)	95-06	21-3356	—	—
Z1/KZ900, 900 LTD	73-76	—	21-6541	—
KZ1000B2 LTD	1978	—	21-6541	—
KZ1000D1 Z1R	1978	—	21-6541	—
KZ1000J/K/M	81-83	—	21-6544	—
KZ1000P1~P21 Police	82-02	—	21-6545	—
KZ1000R1/R2 Replica	82-83	—	21-6544	—
ZR1000A Z1000	03-06	21-3355	—	—
KZ1100A1/A2/A3 Shaft	81-83	—	21-6544	—
KZ1100B1/B2 GPz	81-82	—	21-6544	—
KZ1100D1/D2 Spectre	82-83	—	21-6544	—
KZ1100L1 LTD	1983	—	21-6544	—
ZN1100B1/B2 LTD	84-85	—	21-6544	—
ZX1100A1/A2 GPz	83-84	—	21-6544	—
ZX1200B1/B2 ZX-12R	02-04	—	21-6547	—
VN1500A1~A9 Vulcan 88	87-95	—	21-6548	—
VN1500 Vulcan Classic	96-98	21-3357	—	—
VN1500 Classic, Nomad, Drifter	99-08	21-3358	—	—
VN1500 Classic, Nomad	99-08	21-3360	—	—
VN1500B1~B4 Vulcan 88 SE	87-99	—	21-6548	—
VN1600 Classic, Nomad, Mean Streak	03-08	21-3358	—	—
VN1600 Classic, Nomad	03-08	21-3360	—	—

**SUZUKI Street**

Application	Year	K&L	USA	Electrosport
GS450E	80-83	—	21-6573	—
GS450LF/LG/LH/LJ	85-88	—	21-6573	—
GS450ST/SX	81-82	—	21-6573	—
GS550LT/LX/LZ	80-82	—	21-6573	—
GS550MZ Katana	1982	—	21-6573	—
GS550TX	1981	—	21-6573	—
GSX-R600K1	2001	21-3341	—	21-6588
GSX-R600K2/K3	02-03	21-3347	—	21-6588
GSX-R600K4/K5	04-05	—	—	21-6588
GSX-R600K6-L2	06-12	—	—	21-6590
GR650D/XD Tempter	1983	—	21-6573	—
GS650E/G/M	81-83	—	21-6573	—
GS750ET/EX/EZ	80-82	—	21-6573	—
GS750ED/ESD	1983	—	21-6574	—
GS750LT/LX/TZ/TD	80-83	—	21-6573	—
GS750SD Katana	1983	—	21-6573	—
GSX-R750	98-99	—	21-6576	—
GSX-R750Y/K1	00-01	21-3341	21-6577	21-6588
GSX-R750K2/K3	02-03	21-3347	21-6577	—
GSX-R750K4/K5	04-05	—	—	21-6588
GSX-R750K6-L1	06-11	—	—	21-6590
GS850G	79-83	—	21-6573	—
GS1000C/EC/N/EN/ET	78-80	—	21-6574	—
GS1000SZ Katana	1982	—	21-6573	—
GSX-R1000K1-K4	01-04	—	—	21-6588
GSX-R1000K5/K6	05-06	21-3342	—	—
GSX-R1000 K7/K8	07-08	21-3343	—	—
GS1100ET/EX/EZ/ED/ESD	80-83	—	21-6574	—
GS1100GK/GL (Shaft)	82-84	—	21-6574	—
GS1100LT	1980	—	21-6574	—

**SUZUKI Street**

Application	Year	K&L	USA	Electrosport
GS1100SD Katana	1983	—	21-6573	—
GS1150ES3~ESG	83-86	—	21-6574	—
VS1400G Intruder	87-95	—	21-6578	—
VS1400G Intruder	96-02	21-3350	21-6578	—
VS1400G Intruder	03-09	21-3350	—	—
VL1500 Intruder LC	98-04	21-3346	—	—

**SUZUKI ATV**

LT-Z400 Quad Sport	03-08	21-3370	—	—
LT-A500F Quad Master	00-01	21-3362	—	—
LT-F500F Quad Runner 4WD	98-01	21-3362	—	—
LT-F500F Quad Runner 4WD	2002	21-3368	—	—
LT-A500F Vinson Auto 4WD	02-07	21-3363	—	—
LT-F500F Vinson 4WD	04-07	21-3363	—	—

**SUZUKI DUAL SPORT/OFFROAD**

DR-Z400E	00-11	21-3339	—	—
----------	-------	---------	---	---

**YAMAHA Street**

Application	Year	K&L	USA	Electrosport
XV535 Virago	87-88	—	21-6582	—
XV535 Virago	89-00	21-3318	21-6582	—
XZ550RJ/RK Vision	82-83	—	21-6583	—
YZF600R	97-07	21-3323	—	—
YZF-R6	99-02	21-3325	—	—
XVS650 V-Star	98-03	21-3326	—	—
XV700 Virago	86-87	21-3320	—	—
XV700 Virago	86-87	—	21-6580	—
XV750 Virago	88-97	21-3320	—	—
XV750U/UC~K/KC Virago	86-97	—	21-6580	—
FZS1000 FZ-1	01-05	21-3327	—	—
YZF-R1	98-01	21-3328	—	—
YZF-R1	98-01	—	21-6586	—
YZF-R1	02-03	21-3329	—	—
YZF-R1	02-03	—	21-6593	—
YZF-R1	04-06	21-3331	—	—
XV1100 Virago	86-97	21-3320	—	—
XV1100S/SC~K/KC Virago	86-97	—	21-6580	—
XVS1100 V-Star	99-03	21-3332	—	—
VMX12N/NC~G/GC V-Max	85-07	—	21-6584	—
XVZ12 Venture/Venture Royal	83-85	—	21-6584	—
XVZ13 Venture/Venture Royal	86-93	—	21-6584	—
XVZ1300 Royal Star	96-01	21-3338	—	—

**YAMAHA DUAL SPORT/OFFROAD**

YFB250F/G/H Timberwolf	94-00	21-3300	—	—
YFM250 BearTracker (2/4WD)	98-00	21-3300	—	—
YFM250X Bear Tracker	01-04	21-3305	—	—
YFM350FX Wolverine (4WD)	95-99	21-3307	—	—
YFM350U Big Bear 2WD	96-98	21-3308	—	—
YFM350FW Big Bear 4WD	96-97	21-3308	—	—
YFM350FW Big Bear 4WD	1999	21-3307	—	—
YFM350X Warrior	96-01	21-3308	—	—
YFM350F Big Bear	97-99	21-3309	—	—
YFM350X Wolverine 2WD	00-01	21-3309	—	—
YFM350X Warrior	02-04	21-3312	—	—
YFM350/YFM35R Raptor 350	03-08	21-3312	—	—
YFM400FW Kodiak 4WD	96-98	21-3308	—	—
YFM400 Kodiak (All)	00-02	21-3313	—	—
YFM400FA Kodiak 400 4WD	03-06	21-3314	—	—
YFM450FA Kodiak 450 4WD	03-06	21-3314	—	—
YFM4FG Grizzly 400 4WD	07-08	21-3314	—	—
YFM45FG Grizzly 450 4WD	07-14	21-3314	—	—
YFM45FX Wolverine 450 4WD	06-10	21-3314	—	—
YFM600F Grizzly	99-01	21-3315	—	—
YFM660FG Grizzly 660	02-08	21-3317	—	—
YXR660F Rhino	04-07	21-3317	—	—

SHOP EQUIP & TOOLS

HARD PARTS

CARB & FUEL


IGNITION/ELECTRICAL

CONTROL

SUSPENSION

ACCESSORIES

# STARTER RELAYS (SOLENOIDS)



21-2992 - Suzuki



21-2990 - Yamaha



21-2991 - Yamaha



21-2988 - Yamaha

## STARTER RELAYS (SOLENOID)

Direct replacement starter relays. *Made in Japan.* No modification required. Sold each. Available for the following applications:

### STARTER RELAYS (SOLENOID) X-REFERENCE

HONDA		
K&L#	MFG	OEM #
21-2995	Honda	38501-GN2-014

SUZUKI		
K&L#	MFG	OEM #
21-2960	Suzuki	31800-06G00
21-2963	Suzuki	31800-21E20
21-2992	Suzuki	31800-37020

YAMAHA		
K&L#	MFG	OEM #
21-2964	Yamaha	5UG-81940-00-00
21-2965	Yamaha	5SL-81940-12-00
21-2966	Yamaha	4XE-81940-00-00
21-2967	Yamaha	4KB-81940-00-00
21-2968	Yamaha	3MW-81940-01-00
21-2969	Yamaha	5JW-81940-00-00
21-2985	Yamaha	4BH-81940-00-00
21-2988	Yamaha	4KD-81940-00-00

YAMAHA		
K&L#	MFG	OEM #
21-2990	Yamaha	1J7-81940-10-00
21-2991	Yamaha	36Y-81940-00-00
		3AY-81940-00-00
21-2997	Yamaha	4DN-81940-00-00
		4DN-81940-12-00
21-2998	Yamaha	4YR-81940-00-00
		4YR-81940-01-00
21-2999	Yamaha	4SV-81940-00-00
		4SV-81940-10-00

#### HONDA Street

Application	Year	K&L No.
NB50 Aero	86-87	21-2995
NB50M Aero	1985	21-2995
SA50 Elite	88-01	21-2995
SB50 Elite	1988	21-2995
SB50P Elite	88-90	21-2995
SE50	1987	21-2995
SE50P Elite	1987	21-2995
NH80	1985	21-2995
EZ90 Cub	91-96	21-2995
CB600F	04,06	21-2995
CBR600SE	93-98	21-2995
CBR600SJR	1998	21-2995
CBR600F3	1996	21-2995
RVF750R RC45	1994	21-2995
VFR750F	90-97	21-2995
VFR750R	1990	21-2995
VFR800	02-09	21-2995
VFR800A	02-09	21-2995
VFR800FI	98-01	21-2995
CB900F 919	02-07	21-2995
CBR900RE	2001	21-2995
CBR900RR	93-03	21-2995
CBR1000F	90-91	21-2995
CBR1000F	93-95	21-2995
RVT1000R RC-51	00-06	21-2995
CBR1100XX	97-03	21-2995
ST1100	91-02	21-2995
ST1100A	93-02	21-2995
ST1100P	2003	21-2995
VFR1200FD	2010	21-2995
GL1500C Valkyrie	97-00	21-2995
GL1500C Valkyrie	2003	21-2995
GL1500CD Valkyrie	01-03	21-2995
GL1500CF Valkyrie Interstate	09-01	21-2995
GL1500CT Valkyrie Tourer	97-00	21-2995
VTX1800 (All)	02-08	21-2995

#### HONDA ATV

Application	Year	K&L No.
TRX450ES Foreman	98-01	21-2995

#### SUZUKI Street

Application	Year	K&L No.
GN125Z/D	82-83	21-2992
GN250Z/D/F/J	82-88	21-2992
GS250TT/TX	80-81	21-2992
TU250X	09,11	21-2960
GS300LZ	1982	21-2992
AN400 Burgman	03-11	21-2963
GS400B/C	77-78	21-2992
GS425N/EN/LN	1979	21-2992
GS450ET/EX/EZ/ED	80-83	21-2992
GS450LT/LX/LZ/LD	80-83	21-2992
GS450ST/SX	80-81	21-2992
GS450TX/TZ/TXZ/TXD	81-83	21-2992
GS550B/C/EC/N/EN/ET	77-80	21-2992
GS550LN/LT/LX/LZ	79-82	21-2992
GS550MZ	1982	21-2992
GS550TX	1981	21-2992
GT550L/M/A/B Indy	74-77	21-2992
GSX600F Katana	98-06	21-2963
GSX-R600L1	11-12	21-2960
DL650 V-Strom	04-09	21-2960
DL650A V-Strom	07-12	21-2960
GS650EX/EZ	81-82	21-2992
GS650GX/GZ/GD	81-83	21-2992
GS650GLX/GLZ/GLD	81-83	21-2992
GS650MD Katana	1983	21-2992
SV650 /S	99-02	21-2963
SV650 /A/S/SA	03-08	21-2960
GS750B/C/EC/N/EN	77-79	21-2992
GS750ET/EX/EZ	80-82	21-2992
GS750LN/LT/LX	79-81	21-2992
GS750TZ/TD	82-83	21-2992
GSX750F Katana	98-06	21-2963
GSX-R750L1	11-12	21-2960
VL800 Volusia	01-09	21-2963
VL800 Volusia	2011	21-2963
VZ800 Marauder	97-09	21-2963
GS850G~LD	79-83	21-2992
RF900RV	94-97	21-2963
DL1000 V-Strom	02-12	21-2960
GS1000C/EC/N/EN/ET	78-80	21-2992

SHOP EQUIP & TOOLS

HARD PARTS

CARB & FUEL

IGNITION/ELECTRICAL

CONTROL

SUSPENSION

ACCESSORIES



## STARTER RELAYS (SOLENOID)

Direct replacement starter relays. *Made in Japan.* No modification required. Sold each. Available for the following applications:

### SUZUKI Street

Application	Year	K&L No.
GS1000LN	1979	21-2992
GS1000GT/GLT/GX/GLX	80-81	21-2992
GS1000SN/ST	79-80	21-2992
GS1000SZ Katana	1982	21-2992
TL1000S /R	97-03	21-2963
SV1000/S	03-07	21-2960
GS1100ET/EX/EZ	80-82	21-2992
GS1100GLZ/GLD	82-83	21-2992
GS1100GKZ/GK2	1982	21-2992
GS1100LT	1980	21-2992
GS1100SD Katana	1983	21-2992
VL1500T Intruder	98-09	21-2963
VZ1500	2009	21-2960

### YAMAHA Street

Application	Year	K&L No.
XC180 Riva	83-85	21-2988
SR185H/J "Exciter"	81-82	21-2988
XC200 Riva	87-91	21-2988
SRX250T/TC	1987	21-2988
SR250G/H/TH/J "Exciter"	80-82	21-2990
XV250 "Route 66"	88-90	21-2991
XV250 "Virago 250"	99-06	21-2991
XV250 "V-Star"	08-11	21-2991
XS360C/D	76-77	21-2990
XS400D/E/F	77-79	21-2990
XS400G/H "Special-II"	80-81	21-2990
XS400J/K "Maxim"	82-83	21-2990
XS400RJ/RK "Seca"	82-83	21-2990
XS400SG/SH "Special"	80-81	21-2990
FZR400	88-90	21-2991
XV500K "Virago"	1983	21-2988
XV535 Virago 535	87-00	21-2988
XJ550H/J/K "Maxim"	81-83	21-2988
XJ550RH/RJ/RK "Seca"	81-83	21-2988
XZ550RJ/RK "Vision"	82-83	21-2988
FJ600L/LC/N/NC	84-85	21-2988
FZ600	86-88	21-2991
FZ600 FZ6	2004	21-2985
FZ6R FZ6	09-10	21-2999
FZR600 FZR	89-99	21-2991
YX600 Radian	86-90	21-2988
YX600S~AC "Radian"	86-90	21-2988
YZFR6	99-02	21-2998
YZFR6S R6S	06-09	21-2965
YZF600R	95-04	21-2997
XJ650G/H/J/K "Maxim"	80-83	21-2988
XJ650LH "Midnight Maxim"	1981	21-2988
XJ650LJ/LK "Seca Turbo"	82-83	21-2988
XJ650RJ "Seca"	1982	21-2988
XVS650 XVS65A V-Star Classic	98-05	21-2985
XVS650 XVS65A V-Star Custom	98-04	21-2985
XVS650 XVS65A V-Star Silverado	03-05	21-2985
FZ700T/TC	1987	21-2991
XJ700N/NC/S/SC "Maxim"	85-86	21-2991
XJ700X "Maxim X"	85-86	21-2991
FZ700	1987	21-2991
FZX700 Fazer	86-87	21-2991
YZFR7	1999	21-2998
FZ750	85-88	21-2991
XJ750J/K "Maxim"	82-83	21-2988
XJ750MK "Midnight Maxim"	1983	21-2988
XJ750RH/RJ/RK "Seca"	81-83	21-2988
XS750D/2D/E/F	77-79	21-2990
XS750SE/SF "Special"	78-79	21-2990
XS850	1981	21-2988

### YAMAHA Street

Application	Year	K&L No.
XS850G/H	80-81	21-2990
XS850LG/LH "Midnight Special"	80-81	21-2990
XS850SG/SH "Special"	80-81	21-2990
TDM850	92-93	21-2991
XJ900RK "Seca"	1983	21-2988
XV920RH/RJ (Euro) "Virago" (chain drive only)	81-82	21-2988
Important Note: Does not fit XV920J/K & MK Virago shaft drive (82-83)		
FZR1000	89-95	21-2991
FZS1000 FZ1	01-03	21-2998
FZS1 FZ1	04-05	21-2998
FZS10 FZ1	2009	21-2999
GTS1000A	93-94	21-2985
YZF-R1 YZFR1	02-04	21-2969
YZF1000R YZFR1	98-01	21-2998
YZF1000R	1997	21-2999
FJ1100	84-85	21-2991
XJ1100J "Maxim"	1982	21-2988
XS1100	1981	21-2988
XS1100E/F/G/H	78-81	21-2990
XS1100LG/LH Midnight Special	80-81	21-2990
XS1100SF/SG/SH "Special"	79-81	21-2990
XVS1100 V-STAR 1100	1999	21-2997
XVS11/XVS1100 V-STAR 1100 Classic	00-04	21-2997
XVS11/XVS1100 V-STAR 1100 Custom	00-04	21-2997
XVS11 V-STAR 1100 Silverado	00-04	21-2997
FJ1200	86-93	21-2991
XVZ12	1989	21-2991
XV12	83-85	21-2988
XVZ1200 Venture Royale	84-85	21-2988
XVZ1200L/C Venture	1984	21-2988
XVZ12D "Venture Royale"	84-85	21-2988
XVZ12L/KC2 "Venture"	1984	21-2988
XVZ12TDK "Venture Royale"	1983	21-2988
XVZ12TK "Venture"	1983	21-2988
VMX12 / VMX1200 V-Max	85-89	21-2991
VMX1200 V-Max	2004	21-2991
FJR1300	03-05	21-2969
XVZ13	86-93	21-2991
XVZ13 Venture Royal	1988	21-2991
XVZ13 "Venture" "Venture Royale"	86-93	21-2991
XVZ1300	1988	21-2991
XVZ1300 Venture	87-88	21-2991
XVZ1300 Venture Royale	86-93	21-2991
XV13	1998	21-2985
XVZ13	96-00	21-2985
XVZ13 Royal Star	2000	21-2985
XVZ1300 Royal Star	96-97	21-2985
XVZ1300 XVZ13 Royal Star Boulevard	99-01	21-2985
XVZ1300 XVZ13 Royal Star Midnight Venture	00-05	21-2985
XVZ1300 Royal Star Standard	1998	21-2985
XVZ1300 XVZ13 Royal Star Tour Classic	97-00	21-2985
XVZ1300 XVZ13 Royal Star Tour Deluxe	97-01	21-2985
XVZ1300 XVZ13 Royal Star Tour Deluxe	2005	21-2985
XVZ1300 XVZ13 Royal Star Venture	99-00	21-2985
XVZ1300 XVZ13 Royal Star Venture	02-05	21-2985
XVZ1300 XVZ13 Venture	00-01	21-2985
XV1600 Midnight Star	2001	21-2985
XV1600 Road Star	99-03	21-2985
XV1600 Road Star Limited Edition	2003	21-2985
XV1600 Road Star Midnight	2003	21-2985
XV1600 Road Star Midnight Star	2002	21-2985
XV1600 Road Star Mm Limited	2000	21-2985
XV1600 Road Star Silverado	99-03	21-2985
VMX17 V-Max	09-10	21-2999
XV17PC Road Star Warrior	02-04	21-2998
XV17PC Road Star Midnight Warrior	2005	21-2998
XV17 Road Star	04-05	21-2985

SHOP EQUIP &amp; TOOLS

HARD PARTS

CARB &amp; FUEL

IGNITION/ELECTRICAL

CONTROL

SUSPENSION

ACCESSORIES

# STARTER RELAYS (SOLENOIDS)

## STARTER RELAYS (SOLENOID)

Direct replacement starter relays. *Made in Japan.* No modification required. Sold each. Available for the following applications:

YAMAHA ATV		
Application	Year	K&L No.
YFM50R Raptor	06-08	21-2968
YFM80 "Moto-4" "Badger"	85-88	21-2988
YFM80 "Moto-4" "Badger"	92-01	21-2988
YFM80WP / WR "Raptor 80"	02-03	21-2988
YFM80G Grizzly	06-08	21-2968
YFM80R Raptor	06-08	21-2968
YFM100 Champ	87-91	21-2988
YFA1 Breeze	89-03	21-2988
YFM125G Grizzly	06-11	21-2968
YFM200 Moto4	85-89	21-2988
YTM200 "Tri-Moto"	83-85	21-2988
YFM225 Moto4	86-88	21-2988
YTM225 "Tri-Moto"	83-86	21-2988
YFU1W / TW "Pro-Hauler"	1989	21-2988
YFB250 Timberwolf	92-00	21-2988
YFM250 Moto4	89-91	21-2988
YFM250 Moto4	1998	21-2988
YFM250XLC Bear Tracker	1999	21-2999
YFM250X Bear Tracker	00-04	21-2966
YFM350ER Moto4	87-90	21-2988
YFM350ER Moto4	92-95	21-2988
YFM350FW Big Bear	87-96	21-2988
YFM350X Warrior	87-03	21-2988
YFP350U "Terrapro"	1988	21-2988
YFM35 Bruin	04-06	21-2999
YFM35 Grizzly 350 /IRS	07-11	21-2999
YFM350 Wolverine	1995	21-2985
YFM350 Big Bear	96-99	21-2967
YFM350 Wolverine	96-05	21-2967
YFM400FW Kodiak	93-95	21-2988
YFM400 YFM40 Big Bear	00-11	21-2999
YFM400 Grizzly Realtree	2000	21-2999
YFM4F Grizzly 400	07-08	21-2999
YFM400 YFM4 Kodiak	00-06	21-2999
YFM400FW Kodiak	96-98	21-2967
YFM45F Grizzly	07-11	21-2999
YFM450 YFM45 Kodiak 450 4WD	03-06	21-2999
YXR45 Rhino 450 4WD	2006	21-2999



YAMAHA ATV		
Application	Year	K&L No.
YFZ450	04-05	21-2969
YFM45FX Wolverine	06-10	21-2999
YXR45F Rhino	07-09	21-2964
YFM66 Grizzly 660	02-08	21-2999
YXR660 YXR66 Rhino	04-06	21-2999
YFM660R Raptor	01-04	21-2966
YXR66F Rhino	2007	21-2964

YAMAHA Dualsport / Offroad		
Application	Year	K&L No.
BW200E Big Wheel	86-88	21-2988
TW200 Trailway	87-00	21-2988
TT225	1999	21-2988
TT225 TT-R225	01-04	21-2988
XT225 Serow	92-00	21-2988
BW350 Big Wheel	87-88	21-2988
XT600E	90-95	21-2988

YAMAHA Snowmobile		
Application	Year	K&L No.
MM600 Mountain Max	01-02	21-2985
SX600 SX600R	02-03	21-2985
SXV60 Venom	04-06	21-2985
VT600 Venture	01-04	21-2985
VX700 Vmax	01-03	21-2985
MM700 Mountain Max	01-03	21-2985
SX700 SX700R	2001	21-2985
SXV70 VIPER /SX Viper	02-06	21-2985
VT700 VT70J Venture	01-04	21-2985
VX700 Vmax	2001	21-2985
RX10 RX-1	03-04	21-2997

## K&L UNIVERSAL STARTER RELAY (SOLENOID)



This starter relay includes components and instructions that allow modifications to fit most 12v applications. Sold as a kit.

21-2994 Universal Starter Relay

## HOUR, VIBRATION & HOUR/TACHOMETERS



22-2243                      22-2244                      22-2245

Displays can be read at all times & are powered by the spark plug lead.

22-2243 Hour Meter                      22-2244 Vibration Meter  
22-2245 Hour/Tach Meter

## MOTION PRO BATTERY BOOSTER CABLES

Conveniently sized for bike-to-bike jump starts. 5' long with heavy-duty alligator clips for secure connection.



99-8951 Motion Pro Booster Cables

99-8951

**DAYTONA DIGITAL TACHOMETER**

This compact size tachometer indicates up to 19,990 RPM. Universal to both 2 and 4 strokes, and single to 8 cylinders. It memorizes the highest RPM, and has a clock function.

The body size is  
L 3" x W 1.4" x H .63.  
The window size is  
1.3" x .6".



**22-1244** Daytona Digital Tachometer

**WATER TEMPERATURE GAUGE**

**Note:** Not for use in applications where maximum temperature exceeds 212° F or 99.9° C.



Digital display gauge displays temperature up to 99.9° C (212° F.) Compact size mounts easily with velcro attachment. **Made in Japan.**

**22-1128** Water Temperature Gauge

**22-1141** Water Temperature Sending unit only - for 22-1128



**STARTER MOTOR & ALTERNATOR BRUSHES**

Manufactured in the USA. Applications fit most Japanese starter motors and alternators. To order correct application, measure your brush with vernier calipers. Brushes must be soldered to complete installation.

P/N	Dimensions
21-2949	5mm x 10mm x 13mm, ea.
21-2951	6mm x 14mm x 12mm, ea.
21-2953	6.8mm x 11mm x 16.5mm, pr.
21-2955	6mm x 9mm x 12mm, pr
21-2957	6mm x 10.5mm x 12mm, pr.
21-2961	5mm x 4.5mm x 16mm, pr.



Motorcycles



**ALTERNATOR BELTS for LATE MODEL BMW TWINS**

High Quality replacement belts for the popular GS series. Replaces OEM part number 12-317-681-841

**12-7874** 12-317-681-841 Belt is 14.50mm wide  
R1200C/GS/ST/RS/RT/R/HP2 & R1150 Adventure

**CONTACT BREAKER POINT PLATE ASSEMBLIES**



Made in Japan to O.E.M. specs. Available for the following models:


HONDA		KAWASAKI	
20-1482	30200-300-154	20-1484	21135-011
CB750K/K1~K5	69-75	Z1/Z1A/Z1B-900	73-75
CB750K	76-78	KZ900A4/A5	76-77
CB750F Super Sport	75-78	KZ900B1 LTD	1976
		KZ1000A1/A2	77-78
20-1483	30200-323-154	KZ1000B1/B2/B3 LTD	77-79
CB500/K1/K2	71-73	KZ1000C1/C2 Police	78-79
CB550/K1/K	74-76	KZ1000D1 Z1R	1978
CB550F Super Sport	75-77		
CB750A Automatic	76-78		

**CONTACT BREAKER POINTS**

Daichi brand OEM replacements. **Made in Japan.** Sold each.  
**Note:** Contact Breaker Point Application listed Next Page.

**CONTACT BREAKER POINTS X-REFERENCE**

HONDA		
K&L#	MFG	OEM #
20-1460	Honda	30202-041-015
20-1461	Honda	30202-107-004
20-1481	Honda	30202-107-154
20-1465 (RH)	Honda	30203-286-004 RH Side
20-1466 (LH)	Honda	30204-286-004 LH Side
20-1467 (RH)	Honda	30203-292-003 RH Side
20-1468 (LH)	Honda	30204-292-003 LH Side
20-1469 (RH)	Honda	30203-300-154 RH Side
20-1470 (LH)	Honda	30204-300-154 LH Side
KAWASAKI		
K&L#	MFG	OEM #
20-5046 (LH)	Kawasaki	21008-027 LH Side 1&4
20-5047 (RH)	Kawasaki	21008-028 RH Side 2&3
YAMAHA		
K&L#	MFG	OEM #
20-1460	Yamaha	207-81321-90-00
20-1503	Yamaha	1M1-81321-20-00
		214-81321-20-00
20-5021	Yamaha	256-81621-11-00



SHOP EQUIP & TOOLS

HARD PARTS

CARB & FUEL

IGNITION/ELECTRICAL

CONTROL

SUSPENSION

ACCESSORIES

# CONTACT BREAKER POINTS

## CONTACT BREAKER POINTS

Daichi brand OEM replacements. *Made in Japan.* Sold each.

*Note: Contact Breaker Point Reference chart listed at Page 263.*

SHOP EQUIP & TOOLS

HARD PARTS

CARB & FUEL

IGNITION/ELECTRICAL

CONTROL

SUSPENSION

ACCESSORIES

HONDA		
Application	Year	K&L No.
ATC70	73-85	20-1460
XL70	74-76	20-1460
CL70/K1/K2/K3	69-73	20-1460
CT70-(K0) Trail 70	69-71	20-1460
CT70H/HK1 w/Hitachi ignition	70-73	20-1460
CT70K1~K4 Trail 70	72-75	20-1460
CT70 Trail 70 w/Hitachi ignition	76-82	20-1460
XL75	77-79	20-1460
XL80S	80-84	20-1460
ATC90 with Toyo Ignition	76-78	20-1481
ATC90 with ND Ignition	70-78	20-1461
CT90	68-79	20-1461
CT90 with Toyo Ignition	76-79	20-1481
ST90 with ND ignition	73-75	20-1461
CB/CL100/K1/K2	70-72	20-1461
CL100S Scrambler	1973	20-1461
SL100/K1/K2/K3 Moto Sport	70-73	20-1461
XL100/K1	74-76	20-1461
XL100 with Toyo Ignition	76-78	20-1481
ATC110 with Toyo Ignition	79-80	20-1481
CB125S	1978	20-1461
CB125S/S1/S2/S	73-76	20-1461
CL125S/S1 Scrambler	73-74	20-1461
CB125S with Toyo Ignition	76-80	20-1481
CT125	1977	20-1461
CT125 with Toyo Ignition	1977	20-1481
SL125/K1/K2 Moto Sport	71-73	20-1461
TL125S with Toyo Ignition	1976	20-1481
XL125 with ND Ignition	74-78	20-1461
XL125 with Toyo Ignition	76-78	20-1481
CB/CL175 with ND ignition	69-73	20-1461
SL175 with ND ignition	70-71	20-1461
XL175 with ND Ignition	73-75	20-1461
XL175 with Toyo Ignition	76-78	20-1481
CB200 with ND ignition	74-76	20-1461
CB200T with Toyo Ignition	1976	20-1481
CL200 with ND ignition	1974	20-1461
TL250 with Toyo Ignition	1976	20-1481
XL250/K1/K2 Moto Sport with ND	72-76	20-1461
XL250 with Toyo Ignition	1976	20-1481
CB350G (2-cylinder)	1973	20-1465 (RH) 20-1466 (LH)
CB350K0/K1~K4 Super Sport	68-73	20-1465 (RH) 20-1466 (LH)
CL350K0/K1~K5 Scrambler	68-73	20-1465 (RH) 20-1466 (LH)
SL350/K1/K2 Moto Sport	70-72	20-1465 (RH) 20-1466 (LH)
XL350 with ND Ignition	74-78	20-1461
XL350 with Toyo Ignition	76-78	20-1481
CB360/G	1974	20-1465 (RH) 20-1466 (LH)
CB360T	75-76	20-1465 (RH) 20-1466 (LH)
CJ360T	76-77	20-1465 (RH) 20-1466 (LH)
CL360/K1 Scrambler	74-75	20-1465 (RH) 20-1466 (LH)
CB450K/K1~K7 Super Sport	65-74	20-1467 (RH) 20-1468 (LH)
CL450K1~K7 Scrambler	68-74	20-1467 (RH) 20-1468 (LH)
CB500/K1/K2	71-73	20-1469 (RH) 20-1470 (LH)
CB500T	75-76	20-1467 (RH) 20-1468 (LH)



HONDA		
Application	Year	K&L No.
CB550F Super Sport	75-77	20-1469 (RH) 20-1470 (LH)
CB550K/K1/K	74-78	20-1469 (RH) 20-1470 (LH)
CB750A Automatic	76-78	20-1469 (RH) 20-1470 (LH)
CB750F Super Sport	75-78	20-1469 (RH) 20-1470 (LH)
CB750K0/K1~K5/K	69-78	20-1469 (RH) 20-1470 (LH)
GL1000 Goldwing	75-79	20-1467 (RH) 20-1468 (LH)
GL1000L Goldwing LTD	1975	20-1467 (RH)
GL1000L Goldwing LTD	1975	20-1468 (LH)

KAWASAKI		
KZ400B1/B2	78-79	20-5046
KZ400C1	1978	20-5046
KZ400H1 LTD	1979	20-5046
KZ440A1 LTD	1980	20-5046
KZ440B1	1980	20-5046
KZ440D1 LTD Belt	1980	20-5046
KZ550A1	1980	20-5046 (LH) 20-5047 (RH)
KZ650B1/B2/B2A/B3	77-79	20-5046 (LH) 20-5047 (RH)
KZ650C1/C2/C3 Custom	77-79	20-5046 (LH) 20-5047 (RH)
KZ650D1/D1A/D2 SR	78-79	20-5046 (LH) 20-5047 (RH)
KZ650E1 LTD	1980	20-5046 (LH) 20-5047 (RH)
KZ650F1	1980	20-5046 (LH) 20-5047 (RH)
KZ750B3/B4 (2-cylinder)	78-79	20-5046
KZ750G1 LTD (2-cylinder)	1980	20-5046
Z1/A/B-900	73-75	20-5046 (LH) 20-5047 (RH)
KZ900A4/A5	76-77	20-5046 (LH) 20-5047 (RH)
KZ900B1 LTD	1976	20-5046 (LH) 20-5047 (RH)
KZ1000A1/A2/A2A	77-78	20-5046 (LH) 20-5047 (RH)
KZ1000B1/B2/B3 LTD	77-79	20-5046 (LH) 20-5047 (RH)
KZ1000C1/C1A/C2	78-79	20-5046 (LH) 20-5047 (RH)
KZ1000D1 Z1R	1978	20-5046 (LH) 20-5047 (RH)

YAMAHA		
RD60/A/B	73-75	20-1460
GT1/GT80/A/B/C/E/F	73-79	20-1460
HT1/HT1B-90	70-71	20-1460
LT2/LT3-100 Enduro	72-73	20-1460
AT2/AT3-125	72-73	20-1460
CT1/1B/1C-175 Enduro	69-71	20-1460

## YAMAHA

Application	Year	K&L No.
CT2/CT3-175 Enduro	72-73	20-1460
DT1/1B/1C-250 Enduro	68-70	20-1503
DT1S-250 Enduro	1969	20-1503
DT1E-250 Enduro	1971	20-1503
DT2/DT3-250	72-73	20-1503
DT250A/B/C/D/E	74-78	20-1503
RT1/1B/2/3-360 Enduro	70-73	20-1503
TX650/A	73-74	20-5021
XS650B/C/D/E/F/2F	75-79	20-5021
XS650SE/SF	78-79	20-5021
XS1/XS1B/XS2-650	70-72	20-5021
TX750/A	73-74	20-5021

## CONDENSERS

OEM replacements. *Made in Japan.* Sold each.

### HONDA

K&L P/N	OEM Reference	Year
20-1477	30250-041-005	
	CT70-(K0) Trail 70	69-71
	CT70 Trail 70 w/ Hitachi	76-82
	CT70H/HK1 w/ Hitachi	70-73
	CT70K1~K4 Trail 70	72-75
	XL70	74-76
	XL75	77-79
	XL80S	80-84



20-1477



20-1471



20-1473



20-1475



20-1499



20-1492

20-1471	30280-371-000	
	GL1000 Goldwing	75-79
	GL1000L Goldwing LTD	1976

20-1473	30250-300-154	
	CB500/K1/K2	71-73
	CB550F Super Sport	75-77
	CB550K/K1	74-78
	CB750A Automatic	76-78
	CB750K0/K1~K5/K	69-78
	CB750F Super Sport	75-78

20-1475	30280-292-672	
	CB350G-(2-cylinder)	1973
	CB350K0/K1~K4-(2-cylinder)	68-73
	CL350K0/K1~K5 Scrambler	68-73
	SL350/K1/K2 Moto Sport	69-73
	CB450K Super Sport	65-74
	CL450K1~K6 Scrambler	68-74
	CB500T	75-76

### KAWASAKI

20-1501	21013-035	
	Z1/A/B-900	73-75
	KZ900A4/A5	76-77
	KZ900B1 LTD	1976
	KZ1000A1/A2/A2A/D1 Z1R	77-78
	KZ1000B1/B2/B3 LTD	77-79
	KZ1000C1/C1A/C2	78-79

20-1499	21013-037	
	KZ550A1	1980
	KZ650B1/B2/B2A/B3	77-79
	KZ650C1/C2/C3 Custom	77-79
	KZ650D1/D1A/D2 SR	78-79
	KZ650E1 LTD/F1	1980

### YAMAHA

20-1492	256-81625-10-00	
	XS1/XS1B/XS2-650	70-72
	TX650/A	73-74
	XS650B/C/D/E/F/2F	75-79
	XS650SE/SF	78-79

## CDI TYPE CONDENSERS

OEM replacements. *Made in Japan.* Sold each.



20-1537



20-1538



20-1539



20-1540



20-1542



20-1541



20-1545



20-1546

### HONDA

K&L P/N	OEM Reference	Year
20-1537	31700-MEN-A31	
	CRF450R	2009
20-1538	31700-MEN-A41	
	CRF250R	10-12
	CRF450R	10-12
20-1539	31700-HP1-003	
	TRX450R	04-05

### KTM

K&L P/N	OEM Reference	Year
20-1546	77111035000	
	250SX-F	2011

### SUZUKI

20-1545	33640-28H00	
	RM-Z450	08-12
	RM-Z250	10-12

### YAMAHA

20-1541	33D-81965-00-00	
	YZ450F	10-12

### KAWASAKI

20-1542	21013-0001	
	KX250	11-12
	KX450	09-12

## TIMING LIGHT & ANALOG METER

K&L has all the tools you need for checking those oldies but goodies that we all get from time to time, here's just a couple!



35-6894  
Timing Light



35-9565  
Multimeter

SHOP EQUIP & TOOLS

HARD PARTS

CARB & FUEL

IGNITION/ELECTRICAL

CONTROL

SUSPENSION

ACCESSORIES

# TUNE-UP KITS / POINTS & CONDENSERS

## K&L TUNE UP KITS, POINTS & CONDENSORS

Spark up an old engine with these OEM supplier sourced Tune Up Kits. Includes contact points and condenser only. **Made in Japan.**

**NOTE: No Spark Plugs are included in the Kit.**

### K&L TUNE UP KITS REFERENCE

HONDA			
K&L	K&L P/N Ref	ND P/N Ref	Contents
20-6801	TUK-74	NDTK-101	Qt 1 Point & Qt 1 Condenser
20-6802	TUK-75	NDTK-102	Qt 1 Point & Qt 1 Condenser
20-6805	TUK-76	NDTK-105	Qt 2 Points & Qt 1 Condenser
20-6806	TUK-77	NDTK-106	Qt 2 Points & Qt 1 Condenser
20-6807	TUK-71	NDTK-107	Qt 2 Points & Qt 1 Condenser
20-6808	TUK-1	NDTK-108	Qt 2 Points & Qt 2 Condensers
20-6810	TUK-78	NDTK-110	Qt 2 Points & Qt 2 Condensers
20-6811	TUK-3	NDTK-111	Qt 2 Points & Qt 1 Condenser
20-6812	TUK-70	NDTK-112	Qt 1 Point & Qt 1 Condenser
20-6813	TUK-79	NDTK-113	Qt 1 Point & Qt 1 Condenser

KAWASAKI			
K&L	K&L P/N Ref	ND P/N Ref	Contents
20-6851	TUK-16	NDTK-301	Qt 2 Points & Qt 1 Condenser
20-6852	TUK-17	NDTK-302	Qt 3 Points & Qt 3 Condensers
20-6860	TUK-25	NDTK-310	Qt 1 Point & Qt 1 Condenser
20-6861	TUK-27	NDTK-311	Qt 1 Point & Qt 1 Condenser
20-6862	TUK-28	NDTK-312	Qt 2 Points & Qt 1 Condenser
20-6863	TUK-29	NDTK-313	Qt 1 Point & Qt 1 Condenser
20-6864	TUK-30	NDTK-314	Qt 1 Point & Qt 1 Condenser
20-6865	TUK-36	NDTK-314	Qt 2 Points & Qt 1 Condenser

SUZUKI			
K&L	K&L P/N Ref	ND P/N Ref	Contents
20-6886	TUK-40	NDTK-416	Qt 2 Points & Qt 2 Condensers
20-6887	TUK-37	NDTK-417	Qt 2 Points & Qt 1 Condenser

YAMAHA			
K&L	K&L P/N Ref	ND P/N Ref	Contents
20-6821	TUK-4	NDTK-201	Qt 2 Point & Qt 1 Condenser
20-6822	TUK-5	NDTK-202	Qt 2 Points & Qt 1 Condenser
20-6824	TUK-72	NDTK-204	Qt 1 Point & Qt 1 Condenser
20-6825	TUK-6	NDTK-205	Qt 2 Points & Qt 1 Condenser
20-6829	TUK-15	NDTK-209	Qt 1 Points & Qt 1 Condenser
20-6841	TUK-73	NDTK-221	Qt 1 Point & Qt 1 Condenser
20-6842	TUK-7	NDTK-222	Qt 2 Point & Qt 1 Condenser
20-6844	TUK-11	NDTK-206	Qt 2 Points & Qt 2 Condensers

### K&L TUNE UP KIT APPLICATIONS

HONDA Street				
Application	Year	Tune-Up Kit	Points Each	Condenser Each
CL70/K1/K2/K3	69-73	20-6801	20-1460	20-1477
CB/CL100/K1/K2	70-72	20-6802	20-1461	—
CL100S Scrambler	1973	20-6802	20-1461	—
CB125S/S1/S2/S	73-76	20-6802	20-1461	—
CB125S	1978	20-6802	20-1461	—
CL125S/S1 Scrambler	73-74	20-6802	20-1461	—
CB/CL175 with ND ignition	69-73	—	20-1461	—
CB200 with ND ignition	74-76	—	20-1461	—
CL200 with ND ignition	1974	—	20-1461	—
CB350G-(2-cylinder)	1973	20-6805	20-1466-(LH)	20-1475
			20-1465-(RH)	—
CB350K-(2-cylinder)	68-73	20-6805	20-1466-(LH)	20-1475
			20-1465-(RH)	—
CB350F/F1-(4-cylinder)	72-74	20-6810	—	—
CL350K Scrambler	68-73	20-6805	20-1466-(LH)	20-1475
			20-1465-(RH)	—
SL350/K1/K2 Moto Sport	69-73	20-6805	20-1466-(LH)	20-1475
			20-1465-(RH)	—
XL350	74-78	20-6813	20-1461	—
CB360/G	1974	20-6806	20-1466-(LH)	—
			20-1465-(RH)	—
CB360T	75-76	20-6806	20-1466-(LH)	—
			20-1465-(RH)	—
CJ360T	76-77	20-6806	20-1466-(LH)	—
			20-1465-(RH)	—

HONDA Street				
Application	Year	Tune-Up Kit	Points Each	Condenser Each
CL360/K1	74-75	20-6806	20-1466-(LH)	—
			20-1465-(RH)	—
CB400F Super Sport	75-77	20-6810	—	—
CB450/500 Twins	65-76	20-6807	20-1468-(LH)	20-1475
			20-1467-(RH)	—
CB550F/K	74-78	20-6808	20-1470-(LH)	20-1473
			20-1469-(RH)	—
CB750A Automatic	76-78	20-6808	20-1470-(LH)	20-1473
			20-1469-(RH)	—
CB750K0	69-70	20-6808	20-1470-(LH)	20-1473
			20-1469-(RH)	—
CB750K1~K5/K	70-78	20-6808	20-1470-(LH)	20-1473
			20-1469-(RH)	—
CB750F Super Sport	75-78	20-6808	20-1470-(LH)	20-1473
			20-1469-(RH)	—
GL1000 Goldwing	75-79	20-6811	20-1468-(LH)	20-1471
			20-1467-(RH)	—

HONDA ATV				
Application	Year	Tune-Up Kit	Points Each	Condenser Each
ATC70/K1	73-74	20-6801	20-1460	20-1477
ATC70	78-85	20-6801	20-1460	20-1477
ATC90 with ND ignition	70-78	20-6812	20-1461	—
ATC90 with Toyo Ignition	76-78	—	20-1481	—
ATC110	79-80	—	20-1461	—
ATC110 with Toyo Ignition	79-80	—	20-1481	—

HONDA Dual Sport/Offroad				
Application	Year	Tune-Up Kit	Points Each	Condenser Each
Z50A(AK0)AK1~AK6	68-75	20-6801	20-1460	20-1477
Z50A	76-78	20-6801	20-1460	20-1477
Z50R	79-81	20-6801	20-1460	20-1477
Z50R	82-87	20-6801	20-1460	20-1477
Z50RD	1986	20-6801	20-1460	20-1477
CT70-(K0) Trail 70	69-71	20-6801	20-1460	20-1477
CT70 Hitachi ignition	76-82	20-6801	20-1460	20-1477
CT70 with Hitachi ignition	70-73	20-6801	20-1460	20-1477
CT70K1~K4 Trail 70	72-75	20-6801	20-1460	20-1477
SL70/K1 Moto Sport	71-73	20-6801	20-1460	20-1477
XL70	74-76	20-6801	20-1460	20-1477
XL75	77-79	20-6801	20-1460	20-1477
XR75	73-76	20-6801	20-1460	20-1477
XR75	77-78	—	20-1460	—
XL80S	80-84	20-6801	20-1460	20-1477
XR80	79-84	—	20-1460	—
CT90	68-79	20-6812	20-1461	—
CT90 with Toyo Ignition	76-79	—	20-1481	—
ST90 with ND ignition	73-75	20-6812	20-1461	—
SL100/ Moto Sport	70-73	20-6802	20-1461	—
XL100/K1	74-75	20-6802	20-1461	—
XL100	1976	20-6802	20-1461	—
XL100 with Toyo Ignition	76-78	—	20-1481	—
XR100	81-84	—	20-1460	—
CB125S with Toyo Ignition	76-80	—	20-1481	—
CT125	1977	—	20-1461	—
CT125 with Toyo Ignition	1977	—	20-1481	—
SL125/K1/K2 Moto Sport	71-73	20-6802	20-1461	—
TL125 Trials	73-76	—	20-1461	—
TL125S with Toyo Ignition	1976	—	20-1481	—
XL125	74-78	—	20-1461	—
XL125 with Toyo Ignition	76-78	—	20-1481	—
SL175 with ND ignition	70-71	—	20-1461	—
XL175	73-75	—	20-1461	—
XL175 with Toyo Ignition	76-78	—	20-1481	—
CB200T with Toyo Ignition	1976	—	20-1481	—
TL250 Trials	75-76	—	20-1461	—
TL250 with Toyo Ignition	1976	—	20-1481	—
XL250/K1/K2 Moto Sport	72-76	20-6813	20-1461	—
XL250 with Toyo Ignition	1976	—	20-1481	—
XL350	74-78	20-6813	20-1461	—
XL350 with Toyo Ignition	76-78	—	20-1481	—

<b>KAWASAKI Street Application</b>	<b>Year</b>	<b>Tune-Up Kit</b>	<b>Points Each</b>	<b>Condenser Each</b>
G3SS-90 Bushmaster	69-70	<b>20-6861</b>	—	—
G3SSA/B/C/D-90	71-74	<b>20-6861</b>	—	—
G3TR-90 Bushmaster	69-70	<b>20-6861</b>	—	—
MC1/MC1A/MC1B-90	73-75	<b>20-6861</b>	—	—
G3SSE-100	1975	<b>20-6861</b>	—	—
G3TRA-100	1971	<b>20-6861</b>	—	—
G4TR-100 Trail Boss	70-71	<b>20-6861</b>	—	—
G4TRB/G4TRC-100	72-73	<b>20-6861</b>	—	—
G4TRD/G4TRE-100	74-75	<b>20-6861</b>	—	—
G5/A/B/C-100	72-75	<b>20-6861</b>	—	—
KH100B7/B8	76-77	<b>20-6861</b>	—	—
S1A/S1B/S1C-250	73-75	<b>20-6852</b>	—	—
KH250A5 (two-strk triple)	1976	<b>20-6852</b>	—	—
KZ305A1/A2 CSR	81-82	<b>20-6865</b>	—	—
KZ305B1 LTD	1982	<b>20-6865</b>	—	—
S2/S2A-350 (two-strk triple)	72-73	<b>20-6852</b>	—	—
KZ400A1/A2 Deluxe	77-78	<b>20-6860</b>	—	—
KZ400B1/B2	78-79	<b>20-6864</b>	<b>20-5046</b>	—
KZ400C1	1978	<b>20-6864</b>	<b>20-5046</b>	—
KZ400/D/D3/D4	74-77	<b>20-6860</b>	—	—
KZ400H1 LTD	1979	<b>20-6864</b>	<b>20-5046</b>	—
KZ400S/S2/S3	75-77	<b>20-6860</b>	—	—
S3/S3A-400 (two-strk triple)	74-75	<b>20-6852</b>	—	—
KZ440A1 LTD	1980	<b>20-6864</b>	<b>20-5046</b>	—
KZ440B1	1980	<b>20-6864</b>	<b>20-5046</b>	—
KZ440D1 LTD Belt	1980	<b>20-6864</b>	<b>20-5046</b>	—
KZ550A1	1980	<b>20-6862</b>	<b>20-5046</b> (-LH)	<b>20-1499</b>
			<b>20-5047</b> (-RH)	—
KZ650B1/B2/B2A/B3	77-79	<b>20-6862</b>	<b>20-5046</b> (-LH)	<b>20-1499</b>
			<b>20-5047</b> (-RH)	—
KZ650C1/C2/C3 Custom	77-79	<b>20-6862</b>	<b>20-5046</b> (-LH)	<b>20-1499</b>
			<b>20-5047</b> (-RH)	—
KZ650D1/D2 SR	78-79	<b>20-6862</b>	<b>20-5046</b> (-LH)	<b>20-1499</b>
			<b>20-5047</b> (-RH)	—
KZ650E1 LTD	1980	<b>20-6862</b>	<b>20-5046</b> (-LH)	<b>20-1499</b>
			<b>20-5047</b> (-RH)	—
KZ650F1	1980	<b>20-6862</b>	<b>20-5046</b> (-LH)	<b>20-1499</b>
			<b>20-5047</b> (-RH)	—
KZ750B1/B2 2-cylinder	76-77	<b>20-6860</b>	—	—
KZ750B3/B4 2-cylinder	78-79	<b>20-6863</b>	<b>20-5046</b>	—
KZ750G1 LTD 2-cylinder	1980	<b>20-6863</b>	<b>20-5046</b>	—
KZ900A4/A5	76-77	<b>20-6851</b>	<b>20-5046</b> (-LH)	<b>20-1501</b>
			<b>20-5047</b> (-RH)	—
KZ900B1 LTD	1976	<b>20-6851</b>	<b>20-5046</b> (-LH)	<b>20-1501</b>
			<b>20-5047</b> (-RH)	—
Z-1/A/B-900	73-75	<b>20-6851</b>	<b>20-5046</b> (-LH)	<b>20-1501</b>
			<b>20-5047</b> (-RH)	—
KZ1000A1/A2	77-78	<b>20-6851</b>	<b>20-5046</b> (-LH)	<b>20-1501</b>
			<b>20-5047</b> (-RH)	—
KZ1000B1/B2/B3 LTD	77-79	<b>20-6851</b>	<b>20-5046</b> (-LH)	<b>20-1501</b>
			<b>20-5047</b> (-RH)	—
KZ1000C1/C1A/C2 Police	78-79	<b>20-6851</b>	<b>20-5046</b> (-LH)	<b>20-1501</b>
			<b>20-5047</b> (-RH)	—
KZ1000D1 Z1R	1978	<b>20-6851</b>	<b>20-5046</b> (-LH)	<b>20-1501</b>
			<b>20-5047</b> (-RH)	—

<b>KAWASAKI Dual Sport/Offroad</b>	<b>Year</b>	<b>Tune-Up Kit</b>	<b>Points Each</b>	<b>Condenser Each</b>
KD80/A2	75-76	<b>20-6861</b>	—	—
KD80M1/M2/M3/M4	80-83	<b>20-6861</b>	—	—
KD80M5/M6/M7/M8	84-88	<b>20-6861</b>	—	—
MC1/MC1A/MC1B-90	73-75	<b>20-6861</b>	—	—
MC1M/MC1M-90 (offroad)	74-75	<b>20-6861</b>	—	—
G3TR-90 Bushmaster	69-70	<b>20-6861</b>	—	—
G3TRA-100	1971	<b>20-6861</b>	—	—
G4TR/G4TRA-100 Trail Boss	70-71	<b>20-6861</b>	—	—
G4TRB-100	1972	<b>20-6861</b>	—	—
G4TRC-100	1973	<b>20-6861</b>	—	—
G4TRD/G4TRE-100	74-75	<b>20-6861</b>	—	—

<b>KAWASAKI Street Application</b>	<b>Year</b>	<b>Tune-Up Kit</b>	<b>Points Each</b>	<b>Condenser Each</b>
G5/A/B/C-100	72-75	<b>20-6861</b>	—	—
KD100M1/M2/M3/M4	76-79	<b>20-6861</b>	—	—
KE100A5~A10	76-81	<b>20-6861</b>	—	—
KE100B1~B14	82-95	<b>20-6861</b>	—	—
KM100A1~A7	76-81	<b>20-6861</b>	—	—
KV100A7	1976	<b>20-6861</b>	—	—
KD125/A2/A3/A4/A5	75-79	<b>20-6861</b>	—	—
KE125A3~A8	76-81	<b>20-6861</b>	—	—
KE125A9/A10(A10Canada only)	82-83	<b>20-6861</b>	—	—
KS125/A	74-75	<b>20-6861</b>	—	—

<b>SUZUKI Street</b>	<b>Year</b>	<b>Tune-Up Kit</b>	<b>Points Each</b>	<b>Condenser Each</b>
GS550B with ND ignition	1977	<b>20-6886</b>	—	—
GS550B/C/N with K0K ignition	77-79	<b>20-6887</b>	—	—
GS550EC/EN/LN	77-79	<b>20-6887</b>	—	—
GS750B with K0K ignition	1977	<b>20-6887</b>	—	—
GS750B/C/N with ND ignition	77-79	<b>20-6886</b>	—	—
GS750EC/EN/LN	78-79	<b>20-6886</b>	—	—
GS850GN	1979	<b>20-6886</b>	—	—
GS1000C/EC/N/EN/LN/SN	78-79	<b>20-6886</b>	—	—

<b>YAMAHA Street</b>	<b>Year</b>	<b>Tune-Up Kit</b>	<b>Points Each</b>	<b>Condenser Each</b>
RD60/A/B	73-75	<b>20-6829</b>	<b>20-1460</b>	—
HT1-90/HT1B-90	70-71	<b>20-6829</b>	<b>20-1460</b>	—
RD250/A/B	73-75	<b>20-6825</b>	—	—
R5-350	70-72	<b>20-6844</b>	—	—
RD350/A/B	73-75	<b>20-6825</b>	—	—
RD400C/D/E	76-78	<b>20-6842</b>	—	—
TX500/A	73-74	<b>20-6822</b>	—	—
XS500B/C/D/E	75-78	<b>20-6822</b>	—	—
XT500C/D/E/F	76-79	<b>20-6841</b>	—	—
XS1/XS1B/XS2-650	70-72	<b>20-6821</b>	<b>20-5021**</b>	<b>20-1492</b>
TX650/A	73-74	<b>20-6821</b>	<b>20-5021**</b>	<b>20-1492</b>
XS650B/C/D/E/F/2F	75-79	<b>20-6821</b>	<b>20-5021**</b>	<b>20-1492</b>
XS650SE/SF	78-79	<b>20-6821</b>	<b>20-5021**</b>	<b>20-1492</b>
TX750/A	73-74	—	<b>20-5021**</b>	—

\*\*20-5021 points are Left and Right for these models

<b>YAMAHA Dual Sport/Offroad</b>	<b>Year</b>	<b>Tune-Up Kit</b>	<b>Points Each</b>	<b>Condenser Each</b>
JT1/JT1L-60 Mini Enduro	1971	<b>20-6829</b>	<b>20-1460</b>	—
JT2/JT2MX-60	1972	<b>20-6829</b>	<b>20-1460</b>	—
GT1-80	1973	<b>20-6829</b>	<b>20-1460</b>	—
GT80/A/B/C	73-76	<b>20-6829</b>	<b>20-1460</b>	—
GT80E/F	78-79	<b>20-6829</b>	<b>20-1460</b>	—
HT1-90	1970	<b>20-6829</b>	<b>20-1460</b>	—
HT1B-90	1971	—	<b>20-1460</b>	—
HT1B-MX90	1971	—	<b>20-1460</b>	—
LT2/LT3-100 Enduro	72-73	—	<b>20-1460</b>	—
LT2M/LTMX-100	72-73	—	<b>20-1460</b>	—
MX100A/B	74-75	<b>20-6829</b>	<b>20-1460</b>	—
AT1M/AT1MB/AT1C-MX125	69-71	<b>20-6829</b>	<b>20-1460</b>	—
AT2/AT3-125	72-73	—	<b>20-1460</b>	—
MX125A/B	74-75	<b>20-6829</b>	<b>20-1460</b>	—
CT1/CT1B/CT1C-175 Enduro	69-71	<b>20-6829</b>	<b>20-1460</b>	—
CT2/CT3-175 Enduro	72-73	—	<b>20-1460</b>	—
DT1-250 Enduro	1968	<b>20-6824</b>	<b>20-1503</b>	—
DT1B/DT1C-250 Enduro	69-70	<b>20-6824</b>	<b>20-1503</b>	—
DT1S-250 Enduro	1969	<b>20-6824</b>	<b>20-1503</b>	—
DT1E-250 Enduro	1971	<b>20-6824</b>	<b>20-1503</b>	—
DT1C-MX250/DT1MX-250	70-71	<b>20-6824</b>	<b>20-1503</b>	—
DT2/DT3-250	72-73	<b>20-6824</b>	<b>20-1503</b>	—
DT250A/B/C/D/E	74-78	—	<b>20-1503</b>	—
RT1-360 Enduro	70-73	<b>20-6824</b>	<b>20-1503</b>	—
RT1MX/RT1B-MX360	70-71	<b>20-6824</b>	<b>20-1503</b>	—
TT500C/D/E/F/G/H	76-81	<b>20-6841</b>	—	—
XT500C/D/E/F	76-79	<b>20-6841</b>	—	—

SHOP EQUIP & TOOLS

HARD PARTS

CARB & FUEL

IGNITION/ELECTRICAL

CONTROL

SUSPENSION

ACCESSORIES

SHOP EQUIP & TOOLS

HARD PARTS


CARB & FUEL

IGNITION/ELECTRICAL

CONTROL

SUSPENSION

ACCESSORIES



## IGNITION SWITCHES

Designed as OEM replacements. Available in two styles for some applications: One with a round key for additional theft protection and one with standard type flat key. Two keys included with each switch. Sold each.

### HONDA

**21-8220** Flat Key Switch (OEM) CBR/VF Switch

VF500F "Interceptor"	84-86
CBR600F "Hurricane"	87-90
VF700C "Magna"	84-86
VF750C/S "Magna" & "Sabre"	82-83
VF750F "Interceptor"	83-84
CBR1000F "Hurricane"	87-88
CB1000C "Custom"	1983
VF1000F "Interceptor"	1984
VF1100C "Magna"	1983

**21-3820** Round Key CBR600F2/F3

CBR600F2 "Hurricane"	91-94
CBR600F3 "Hurricane"	95-97

**21-3828** CBR900RR Flat Key Switch

CBR900RR "Hurricane"	93-97
----------------------	-------

**21-1057** Flat Key 5-Prong base with accessory position

CB400F "Super Sport"	76-77
CB550K/F "Super Sport"	77-78
CB650/C "Custom"	79-82
CB750A/K/L	77-79
CB750C "Custom" /F "Super Sport"	79-82
CB750SC "Nighthawk"	82-83
CB900C "Custom" /F "Super Sport"	80-82
CBX-1000	79-80
GL1000 "Gold Wing"	76-77

**21-1058** Flat Key 6-prong base with accessory position

GL1000 "Gold Wing"	78-79
GL1100 "Gold Wing"	80-81
CBX-1000	81-82

**21-1220** Flat Key with round end plug  
All CB/CL175/350/450/750

**21-1221** Flat Key with square end plug  
All CB500/550/750



## SWITCH BASE REPAIR KIT

Includes a switch base and cover. Fits OEM and K&L 6 pin ignition switches. (21-1058)  
Sold each.

**21-1239** Main Switch Base Repair:  
Honda 35101-431-037



### KAWASAKI

**21-5251** Flat Key "Ninja" / "GPZ" Switch

EX250F2/F3/F4 "Ninja 250R"	88-90
EX250F6/F7/F8 "Ninja 250R"	92-94
EX500A1/A2/A3/A4/A5/A6/A7	87-93
KZ550A3/A4/C3/C4 LTD	82-83
KZ550F1/F2 "Spectre" & LTD	83-84
KZ550M1 LTD	1983
ZX550A1/A2 GPz	84-85
ZX600A1~A3/C1~C6 "Ninja 600"	85-93
ZX600B1 "Ninja" 600 RX	1987
KZ650H1/H2/H3 CSR	81-83
KZ700A1	1984
KZ750E1/E2/E3/L3	80-83
KZ750F1 LTD	1983
KZ750H1/H2/H3/H4 LTD	80-83
KZ750M1 CSR Twin	1982
KZ750N1/N2 "Spectre"	82-83
KZ750R1 "GPz"	1982
ZX750A1/A2/A3 "GPz"	83-85
ZX750E1/E2 "GPZ-Turbo"	84-85
ZX750F1/F2/F3/F4 "Ninja" 750R	87-90
ZX900A1/A2/A3 "Ninja"	84-86
KZ1000E1/E2 Shaft ST	79-80
KZ1000P "Police"	82-05
KZ1000R2 (Eddie Lawson) "Replica"	1983
KZ1100A3 (Shaft)	1983
KZ1100B2 "GPz"	1982
KZ1100D2 "Spectre"	1983
KZ1100L1 LTD	1983
ZX1100A1/A2 "GPz"	83-84



21-5251

**21-1518** Flat Key early KZ900/1000 Switch  
(Fits both four and six prong plug connectors)

KZ650B/C/D	77-79
KZ650E1/F1	1980
KZ750B1/B2/B3/B4 (2 cylinder)	76-79
KZ750G1 LTD (2 cylinder)	1980
Z1/A/B-900	73-75
KZ900A4/A5	76-77
KZ900B1 LTD	1976
KZ1000A1/A2	77-78
KZ1000A3/A3A/A4 MK II	79-80
KZ1000B1/B2/B3/B4 LTD	77-80
KZ1000C1/C1A/C2/C3/C4 "Police"	78-81
KZ1000D1 ZIR	1978
KZ1000D3 ZIR	1980



21-1518

## UNIVERSAL ON-OFF SWITCH

Universal type switch has three positions: top and bottom are on, center is off. Can also be used as an on-off headlight switch for ATV and off road applications. **Made in Japan.**

**21-1219** Universal on-off switch







## SUZUKI

### 21-3826 Flat Key Switch (OEM) GSXR/GSF

GZ250	99-09
GSF600S "Bandit"	96-03
GSX-R600V/W/X/Y	97-00
GSX600F "Katana"	98-06
GSX750F "Katana"	98-06
GSX-R750W P/R/S	93-95
GSX-R750T/V/W/X	96-99
TL1000S	97-01
TL1000R	98-03
GSF1200 "Bandit"	97-05

### 21-3822 Round Key Switch

### 21-8211 Flat Key Switch (OEM)

GSF400M/N/P "Bandit"	91-93
GS500EK-EW	89-96
GSX600FJ-FV "Katana"	88-97
GSX-R600WN/WP	92-93
RF600RR/RS/RT	94-96
GSX750FK-FV "Katana"	89-97
GSXR-750J/K/L/M/N	88-92
GSX-R750WP	1993
VX800L/M/N/P	90-93
RF900RR/RS/RT/RV	94-97
RF900RZS	1995
GSX1100GM/GN/GP (Shaft)	91-93
GSXR-1100K/L/M/N	89-92
GSXR1100WP/WR	93-94

### 21-1237 Flat Key Switch (OEM)

GS450ET/EX/EZ	80-82
GS450LT/LX/LZ/LD	80-83
GS450ST/SX	80-81
GS450TX/TZ/TXZ/TXD	81-83
GS550B/C/EC/N/EN/ET	77-80
GS550LN/LT/LX/LZ	79-82
GS550TX	1981
GS550MZ Katana	1982
GS650EX/EZ	81-82
GS650GX/GZ/GD	81-83
GS650GLX/GLZ/GLD	81-83
GS650MD Katana	1983
GS750C/EC/N/EN	78-79
GS750LN/LT/LX	80-81
GS850GLT/GLX/GLZ/GLD	80-83
GS1000LN/SN	1979
GS1000GLT/GLX	80-81
GS1100EZ/ED	82-83
GS1100GLZ/GLD	82-83
GS1100LT	1980

## YAMAHA

### 21-3824 Round Key Switch

### 21-5209 Flat Key Switch (OEM)

SR250G/H/J "Exciter"	80-82
SR250TH "Exciter II"	80-82
SRX250T/TC	1987
XS400H "Special II"	1981
XS400SH/SJ "Heritage Special"	81-82
XS400RJ/RK "Seca"	82-83
XV500K "Virago"	1983
XJ550H/J/K "Maxim"	81-83
XJ550RH/RJ/RK "Seca"	81-83
FJ600L/LC/N/NC	84-85
FZ600S/SC/T/TC/U/UC	86-88
FZR600W/WC/AC	89-90
FZR600RA/RAC/RB/RBC/RD/RDC	90-92
FZR600RE/REC/RF/RFC/RG/RGC	93-95
FZR600RH/RHC/RJ/RJC	96-97
XJ600SD/SDC/SE/SEC "Seca II"	92-93
XJ650G/H/J/K "Maxim"	80-83
XJ650LH "Midnight Maxim"	1981
XJ650RJ "Seca"	1982
XS650H "Special II"	1981
XS650SH "Special"	1981
XS650SJ/SK "Heritage Special II"	82-83
FZ700T/TC	1987
FZ750N/S/SC	85-86
FZ750U/UC	1988
FZR750RT/RU	87-88
XJ750K "Maxim"	1983
XJ750MK "Midnight Maxim"	1983
XS750SE/SF	78-79
XV750H/J/K "Virago"	82-83
XV750MK "Midnight Virago"	1983
XS850LH/SH "Special"	1981
XJ900RK "Seca"	1983
XV920RH/RJ (Euro) "Virago" (chain drive only)	81-82
<b>Important Note: Does not fit XV920J/K &amp; MK Virago (shaft drive) (82-83)</b>	
FZR1000T/TC/U/UC	87-88
FZR1000W/WC/A/AC/B/BC	89-91
FZR1000D/DC/E/EC	92-93
FJ1100L/LC/N/NC	84-85
FJ1200S/SC/T/TC	86-87
FJ1200W~AEC (ABS)	89-93

**Toll Free: 800-727-6767**

**www.klsupply.com**

## UNIVERSAL IGNITION SWITCH

Comes in die cast housing with two keys. Switch has three positions for operating. Sold each.



**21-5210** Universal Ignition

SHOP EQUIP & TOOLS

HARD PARTS

CARB & FUEL

IGNITION/ELECTRICAL

CONTROL

SUSPENSION

ACCESSORIES


**IN-TANK FUEL PUMP SUB ASSEMBLY**

Here is a better alternative to replacing an entire fuel pump. Includes pump only, no strainer or cover. Sold each.

**18-5925** Fuel Pump sub-assembly

**HONDA**

Application	Year
CBR600F	01-06
CBR600F4	01-03
CB900F	02-07
CBR900RR	00-03
CBR1100XX	99-06



**UNIVERSAL FUEL PUMP POINT SWITCH KIT**

New from K&L, kit includes one set of fuel pump point switches. This set is not available through dealerships, and allows repair rather than replacement of costly OEM fuel pumps Sold each.

**18-4615** Universal Fuel Pump Point Switch Kit

**HONDA**

Application	Year
CBR600	87-98
VT600	88-98
VT750	97-03
CBR900RR	92-95
CBR1000F	87-91

**KAWASAKI**

Application	Year
ZX1000	88-90
VN1500D Classic	96-97
VN1500E Classic	98-99
VN1500G Tourer	98-99

**KAWASAKI**

ZX600 ZX-6R	95-01
ZX600E	93-01
ZX750 ZX-7, 7R	91-02
ZX900 ZX-9, 9R	94-03

**YAMAHA**

YZF-R6	99-02
FZR1000	87-95
FZS1000 Fazer	01-05
YZF-R1	98-01
FJ1200	88-92

**REPLACEMENT FUEL PUMPS**

New from K&L, fuel pump replacement of the same quality as OEM fuel pumps Sold each. **Made In Japan.**

- 18-5528** Honda CBR600F4/ VT750
- 18-5529** Honda CBR600/VT600
- 18-5530** Kawasaki ZX600/900
- 18-5526** Yamaha V-Star 650
- 18-5527** Yamaha Royal-Star



**18-5529**

**See page 241 for complete applications**



**480 MULTIMETER**

AutoRanging Multimeter with 43 test ranges. 600V AC/DC, 10A Max current, 40M resistance. Tests Diodes, audible continuity signal.

**35-9013** 480 Multimeter



**TURN SIGNAL FLASHER UNITS (RELAY)**

Designed to replace OEM Honda, Kawasaki and Suzuki models. Can also be used in universal applications. Sold each.

**Note: For off-road use only. Not D.O.T. approved.**

<b>21-6554</b>	12V/23W	Round Honda	(2-Prong) OEM 38310-415-671
<b>21-4854</b>	6V/8W	Round Kawasaki	OEM 27002-010/013
<b>21-4341</b>	12V/23W	Square Kawasaki	OEM 27002-1053
<b>21-4341</b>	12V/23W	Square Suzuki	OEM 38610-31310
<b>21-4342</b>	12V/10W	Round Kawasaki	OEM 27002-011
<b>21-5762</b>	12V	Square (small)	Universal applications
<b>21-6570</b>	12V/23W	Round Honda	OEM 38310-415-671 (3-Prong)

**HONDA 21-6570** 12V/23W Round OEM 38301-415-671 (3-Prong)

MB5	1982
NU50/M	82-83
NX50M	81-82
C70	82-83
NH80MD	1983
CM200T	81-82
XL200R	1983
CM250C	82-83
XL250R	82-83
CB400T/T1/T2/ Hawk	79-81
CM400A/C/E/T All	79-81
CB450SC/T NightHawk	82-83
CM450A/C/E	82-83
CX500 CX500C/D/TC/	79-82
FT500	82-83
GL500 GL500I Silver Wing	81-82
XL500R	1982
CB650 CB650C/SC Nighthawk	79-81
CX650 "Turbo"	1983
GL650 GL650I Silver Wing	1983
CB750C/SC Nighthawk	80-83
CB750F	77-82
CB750K	79-82
CB750L	1979
CB900C	80-82
CB900F	81-82
CBX-1000	79-82
GL1000 "Goldwing"	1979
GL1100 GL1100I/A	80-82



**21-6570**

**KAWASAKI 21-4854** 6V/8W Round Kawasaki OEM 27002-010/013

AR50 AR80	1982
MC1A/B	74-75
G5B/C	74-75
KE100A5~B9 Dual-Sport	76-01
KM100A1~A7 Off-Road	76-81
KV100A7 Off-Road	1976
KE125A3~A10 Dual-Sport	76-83
KS125 KS125A Dual-Sport	74-75
GT4TR GT4TRA~E "Trail Boss"	70-75
F6 F6A/B Dual-Sport	71-73
F7 F7A~D Dual-Sport	71-75
F11 F11A/B Dual-Sport	73-75



**21-4854**

# TURN SIGNAL FLASHER UNITS (RELAY)

SHOP EQUIP & TOOLS

HARD PARTS

CARB & FUEL

IGNITION/ELECTRICAL

CONTROL

SUSPENSION

ACCESSORIES

## KAWASAKI 21-4341 12V/23W Square OEM 27002-1053

BN125A4~A9F "Eliminator"	01-09
KMX125A12~A14	99-01
EL250B1~E4 "Eliminator"	88-94
KLR250D2~D22	85-05
EX250E1/E2/F2~F8 "Ninja 250"	86-94
EN450A1~A6 "Ltd 454"	85-90
EN500A1~A7	90-96
KZ550F2	1984
ZR550B3/B4 Zephyr	92-93
KL600A1/B1/B2	84-86
KLR650A1~A7F	87-07
KLX650C1~C4	93-96
KL650B2/B3 "Tengai 650"	90-91
ZR750C1~C3 "Zephyr 750"	91-93
ZX900B1~B4 "Ninja ZX 9R"	94-97
VN1500A10~13/C3/C4 "Vulcan 1500"	96-99
VN1500A1~A9 "Vulcan 88"	87-95
VN1500B1~B3 "Vulcan 88 SE"	87-89



21-4341

## SUZUKI 21-4341 12V/23W Square OEM 38610-31310

XN85D	1983
GN125	91-95
GN125Z	1983
SP200	86-88
GN250	82-88
GS250T	80-81
GS300L	82-85
DR350SET	90-94
GSF400 "Bandit"	91-92
GS425E/L	1979
GS450E	80-83
GS450GA	82-85
GS450L "Cruiser"	80-88
GS450ST/SX "Sport"	80-82
GS450T/TX	81-83
GS500E	89-92
GS550E	77-79, 83
GS550 EF/ES/ES3/ESE/ESF/ESG	83-86
GS550L	79-80, 83, 85-86
GS550M	1982
GS550T	1981
SP600	1985
GSX600F "Katana"	88-92
DR650SM	90-91
GS650E	81-82
GS650G/GL	81-83
GS650M	1983
LS650F/P "Savage"	86-88, 95
GS700E/ES	1985
GV700GL "Madura"	1985
VS700GLEF/EP/F/P "Intruder"	89-87
GS750B/C/EC/EN/N	77-79
GS750ES	1983
GS750T	82-83
GSX 600F "Katana"	88-92
GSX 750F "Katana"	89-92
GSX-R750G/H	86-87
GSX-R750L	88-90
GSX-R750N	91-92
GSX-R750R	86-87
VS750FLPM	88-91
VX800	90-92
GS850G	1979
GS1000C/EC/EN/N	78-79
GS1000L/S	1979
GSX1100F "Katana"	88-93
GSX1100G	91-93
GSX-R1100	86-92
VS1400 "Intruder"	87-92



21-4341

## KAWASAKI 21-4342 12V/10W Round OEM 27002-011

KZ200-A1/A1A/A2	78-79
KH250	1976
KZ250-D1/D2/L1 "CSR""CSR Belt"	80-82
KZ250-W1 "Ltd Belt"	1983
S1-A/B/C 250 "Mach I"	73-75
KZ305-A1/A2 "CSR"	81-82
KZ305-B2/B3 "LTD"	1982
EX305-B1 "GPz"	1983
S2/S2-A 350 "Mach II"	72-73
KH400 KH400A1~All	74-79
S3/S-A 400 "Mach II"	74-75
KZ440-B1/B2/G1	80-82
KZ440-A1~A4 "LTD"	80-83
KZ440-D1~D5 "LTD Belt"	80-83
KH500-A8	1976
H1 H1-C/D/E/F 500 "MarchIII"	69-75
H2 H2-B/C/ 500 "MarchIV"	72-75
KZ550-A1~A4	80-83
KZ550-C1~C4 "LTD"	80-83
KZ550-D1/H1/H2 "GPz"	81-83
KZ550-M1/F1	1983
KZ650-B1~B3/F1	77-80
KZ650-H1~H3 "CSR"	81-83
KZ650-C1~C3 "Custom"	77-79
KZ650-E1 "LTD"	1980
KZ650-D1/D1A/D2 "SR"	78-79
KZ700-A1	1984
KZ750-B1~B4/E1~E3/L3/K2	76-84
KZ750-M1 "CSR Twin"	1982
KZ750-H1~H4 "LTD"	80-83
KZ750-R1 "GPz"	1982
KZ750-K1 "LTD Belt"	1983
KZ750-G1 "LTD II"	1980
KZ750-F1 "LTD Shaft"	1983
KZ750-N1~N2 "Spectre"	82-83
KZ900-A1/A5	76-77
KZ900-B1 "LTD"	1976
KZ1000-A1~A4/J1~J3	77-83
KZ1000-G1 "Classic"	1980
KZ1000-M1/M2	81-82
KZ1000-R1-2 "Eddie Lawson Replica"	82-83
KZ1000-B1~B4/K1/K2 "LTD"	77-82
KZ1000-C1~C4/P1~P9 "Police 1000"	78-90
KZ1000-E1/E2 "Shaft"	79-80
KZ1000-D1/D3 "Z1R"	78-80
KZ1100-B1/B2 "GPz"	81-82
KZ1100-L1 "LTD Shaft"	1983
KZ1100-A1~A3 "Shaft"	81-83
KZ1100-D1/D2 "Spectre"	82-83
KZ1300-A1~A4/B2	79-82



21-4342

**tecMATE**

**PROBULATOR LEAD SET**

- Enter connector housings without damage to connector or cable
- Establish sure electrical contacts within connectors
- Accepts standard 4mm Ø banana plugs
- Coated brass scoop-points resist corrosion
- 2 pairs per set

**35-2556** Probulator Lead Set

## REPLACEMENT KILL SWITCHES

All kill switches listed are normally open and provide a connection to ground when operated. Direct plug-in into stock wiring harness. Sold each.

### HONDA

**21-1224** (two wire plug-in)  
35130-KT0-670, 35130-KZ3-860



**21-1224**

CR60R	83-84
CR80R	80-85
CR85R RB	03-04
CR125	79-85
XR200 XR200R	80-88
CR250R	80-97
XR250 XR250R	80-92
XR350R	83-85
CR450	1981
CR480	82-83
CR500R	84-85
XR500 XR500R	80-84
XR600R	85-87

### KAWASAKI

**21-6707** (two wire plug-in)  
27010-1350, 27010-1161



**21-6707**

KX60	85-03
KDX80	84-88
KX80 KX80 "Big Wheel"	84-90
KDX125	84-02
KDX200	84-06
KDX220	97-05
KDX250	84, 91-94
KLX250	94-96
KX250	84-02
KXT250 "Tecate"	1985
KLX300	97-07
KX500	84-04
KLX650	93-96

### SUZUKI

**21-6708** (2 wire plug-in)  
37820-14X50, 37820-27C00



**21-6708**

JR50	00-06
RM50	78-90
RM60	79-83
DS80	96-00
JR80	01-04
RM80	77-85, 96-01
RM80S	86-95
RM85	02-08
RM85L	03-08
RM100	76-81
RM125	75-80, 86-88
RM125M	89-91
RM125S	92-95
RM250	76-79, 86-88
RM250N	89-92
RM250S	93-95
RMX250T	89-96
RMX250W	97-98
RM400	78-79

### YAMAHA

**21-6706** (2 wire plug-in)  
23X-83976-00-00, 22W-83976-00-00



**21-6706**

YZ60J	1982
IT175J/K	82-83
YZ80 All	86-01
YZ85 "Race Kart"	02-03
YZ85P/R/S	02-04
YZ100D~K	77-83
YZ125L1/N/T/U/W/A	84-90
YZ125 "Race Kart"	02-03
TT125RM/RMC	2000
TTR125LM/LP	00,02
TTR125 TTR125L	00-04
YZ125	77-04
IT200L/N/S	84-86
WR200	1992
TT225S/T	86-87
IT250H/J/K	81-83
YZ250 "Motocross"	84-90
WR250	91-97, 01
YZ250	77-11
TY350N/S/T "Trials"	85-86
YZ400F "Motocross"	98-99
WR400FK~FM	98-01
YZ400/F	77-79
WR426F	2001
YZ426FM FN	00-01
IT465	81-82
YZ426G/H	80-81
IT490K/L	83-84
YZ490 YZ490 "Motocross"	82-90
WR500ZD/ZE	92-93
TT600K/L/N/S	83-86



## BRAKE LIGHT SWITCHES

### HONDA

**21-1235** Front Brake Switch  
35340-MM5-600 (or)  
35340-MA5-671



**21-1235**

CB50R	2004
NHX110	2004
CB125TT	1990
PCX125	2011
SH150I	2010
CRF230L/M	08-09
CN250	85-09
NX250	88-90
PS250	05-06
CMX250C All	85-87,96-97,99-09
NSS250 NSS250A	01-07
NSS250AS NSS250S	04-07
VTR250	88-90
XR250L	91-96
XL350	84-85
CB400F/T	81,89-90
CM400A/C/T	1981
CB450SC/T	83-86
CM450A/C	82-83
CMX450C	86-87
FT500	82-83
GB500	89-90
GL500 GL500I	81-82
CX500C/D/TC	81-82
VF500C/F	84-86
VT500C/FT	83-86
CB550SC	1983
CB600F	04,06
CBR600F CBR600F2~3	87-06
CBR600RR	03-06
CBR600SE	1998
CBR600SJR	1996
FSC600 FSC600A/D	02-10
VT600C VT600CD/CD2	88-07
XL600R/V	83-90
CB650 CB650C/SC	81-85
GL650 GL650I	1983
NT650	88-91
NX650	88-89
CX650C/T	1983
XR650L	93-09
CB700SC	84-86
NSA700A	2009

NT700V NT700VA	2010
VF700C/F/S	84-87
VFR700F/F2	86-88
VT700C	84-87
CB750 CB750C/F/K/SC	81-83
RVF750R RC45	1994
VF750C	83-84, 88, 94-03
VF750CD/C2	95-00
VF750F	83-84
VF750S	82-83
VFR750F	86, 90-97
VFR750R RC30	1990
VT750 All	98-10
PC800	89-90 94-98
VFR800 VFR800A	02-09
VFR800FI	98-01
VT800C	1988
CB900	81-82 02-07
CBR900	93-03
CBX-1000	81-82
CB1000 CB1000C	1984 94-95
CBR1000F	87-96
RVT1000R	00-06
VF1000F/R	85-87
VTR1000F	98-05
CB1100F	1983
CBR1100XX	97-03
GL1100 GL1100A/I	82-83
ST1100 ST1100A/P	91-02
VF1100C/S	83-86
VT1100C/C2/C3/D2/T	85-07
GL1200 GL1200A/I/L	84-87
VFR1200F	2010
ST1300 ST1300A/P/PA	03-10
VT1300C All	2010
VTX1300C/R/S/T	03-09
GL1500	91-03
VXT1800	02-08

### HONDA

**21-1234** Rear Brake Switch  
35350-KJ9-405



**21-1234**

XL75	77-79
XL80S	80-83
XL100 XL100S	76-83
CB125S	76-82
CT125	1977
MT125	1976
XL125 XL125S	76-80
XL175	76-78
CM185T	78-79
XL185S	79-80
CB200T	1976
CM200T	80-82
CM250C	82-83
MT250	1976
XL250S	78-80
CB360T	1976
CJ360T	76-77

CB400	76-81
CM400	79-81
CB450SC/T	82-86
CM450A/C/E	82-83
CB500T	1976
CB550F/K	1976
CB750A/F/K	1976
GL1000 GL1000LTD	76-79

**BRAKE LIGHT SWITCHES**

**KAWASAKI**

**21-1238** Front Brake Switch  
27010-1170

**21-1238**



AN110-C6/C7/D2/D3	00-02	ZX750 "Ninja ZX-7"	89-95
AN112-D2/D3	03-04	ZX750 "Ninja ZX-7R"	91-03
KMX125-A12-14	99-01	ZX750 "Ninja ZX-7RR"	96-97
EL250 "Eliminator"	88-94	VN750A7~A21 "Vulcan"	91-05
KL250-D8-D22	91-05	ZR750C1~C3 "Zephyr"	91-93
KSF250-A14-18 "Mojave"	00-04	ZR750-F2 "ZR-7"	2000
EX250 "Ninja 250R"	86-12	VN800A1~11/CI-2 "Vulcan"	95-05
KL250G4-8 "Super Sherpa"	00-04	VN800B1-B10 "Vulcan Classic"	96-05
KLF300B11-17 "Bayou"	98-04	ZL900A1~2 "Eliminator"	85-86
KLF300C10-17 "Bayou4x4"	98-05	ZX900A1~A3 "Ninja"	84-86
KEF300A6 "Lakota 300"	2000	ZX900 "Ninja ZX-9R"	94-03
KEF300B1~3 "Lakota 300"	01-03	ZG1000A "Concours"	86-08
KLF400-B6 "Bayou 400 4X4"	98-99	ZX1000R ZX-10 "Ninja"	86-90
ER500A3/A4/C1/C2	99-02	ZX1000RC1 ZX-10R Ninja	2004
EX500A1~A7	87-93	KZ1000P "Police 1000"	91-05
EX500D1~D12 "Ninja 500R"	94-05	ZL1000A1 "Eliminator"	1987
EN500A1~A7 "Vulcan 500"	90-96	ZX1100E/F "GPZ 1100"	95-97
EN500C1-C10 "VulcanLTD"	96-05	ZX1100 ZX-11 "Ninja"	90-01
ZR550B1~B4 "Zephyr"	90-93	ZR1100A "Zephyr"	92-95
ZL600A1/A2 Eliminator	86-87	ZR1100C3~C4 ZRX1100	99-00
ZL600B2/B3 Eliminator	96-97	ZX1200 ZX-R "Ninja"	00-04
ZX600 ZX600R/RX Ninja	85-97	ZG1200A "Voyager XII"	1986
ZX-6 ZX-6R ZX-6RR Ninja	90-04	ZR1200A "ZRX1200R"	01-03
ZX636B1/B2 "Ninja ZX-6R"	03-04	ZX1200C "ZZR1200"	02-03
KL650A1~A19	87-05	VN1500 "Vulcan 88 /SE"	87-95
KLX650C1~C4	93-96	VN1500 "Vulcan1500 All"	96-05
KVF650A1/A2 "Prairie 4X4"	02-03	VN1600 "Vulcan Classic"	03-05
KVF650B1/B2 "Prairie Adv"	02-03	VN2000 "Vulcan 2000"	2004
KL650B2/B3 "Tengai"	90-91		
EJ650A2/A3	00-02		
KSV700A1/A2/B1/B2	04-05		
ZX750F1~F4 "Ninja 750R"	87-90		

**SUZUKI**

**21-1238** Front Brake Switch  
57460-17C00



**21-1238**

DR125SE	94-96	SV650 SV650A/S/SA	99-07
GN125E	91-96	GSX750F Katana	89-03
DR200SE	96-05	GSX-R750	88-03
DR250S	90-95	VS750G Intruder	88-91
GZ250	99-07	VL800 VL800T/Z	01-05
LT-F250	02-06	VS800G Intruder	92-05
LT-Z250	04-08	VX800	90-94
DR350S	90-99	VZ800 Marauder	97-03
DR-Z400	00-04	RF900RV	94-97
GSF400 Bandit	91-93	DL1000 V-Strom	02-06
LT-A400 LT-A400F/C	02-07	GSX-R1000 GSX-R1	01-04
LT-F400 LT-F400F	02-07	SV1000S	03-05
LT-Z400 LT-Z400Z	03-07	TL1000R/S	97-03
GS500E	01-02	GSX-R1100F Katana	88-93
GS500E	89-00	GSX-R1100	89-98
LT-A50 LT-A500F	02-03	GSF1200 GSF1200S	97-05
LT-F50 LT-F500F	98-03	GSX1300R Hayabusa	99-03
GSF600S	96-03	VS1400GLPS/GLP	87-03
GSX600F Katana	88-03	VL1500 Intruder LC	98-04
GSX-R600	92-03		
RF600RT RF600R	94-96		
AN650 Burgman	03-05		
DR650S	90-05		
LS650F Savage	86-88, 1995		
LS650P	86-88, 95-04		

**UNIVERSAL**

**21-1222** Frame mounted rear  
brake switch



**21-1222**

**BRAKE LIGHT SWITCHES**

**SUZUKI**

**21-1240** Front Brake Switch  
57460-49300

**21-1240**



GS250T	80-81	GS850G/GL	80-83
GN400T/TX/XT/XX	80-82	GS1000E/G/GL/L/S	79-82
GS425L	1979	GS1100	80-83
GS450 ALL	80-82	GV1200GLF/F2/G	85-86
GS550	79-86		
GS650(MODEL X/Z)	81-83		
GV700E/ES/GL	1985		
GS750E/ES/L/S/T	79-83		

**YAMAHA**

**21-0921** Rear Brake Switch  
1J7-82530-00-00 1J7-82530-20-00

**21-0921**



LB50PE/F	78-79	XJ1100J	1982
LB802AC/D/E	76-78	XS1100E	78-81
LB80IHC	1976		
XS2-D	1977		
XS650SE/SF/SG	78-80		
XS750 XS750D/2D/E	77-78		

**NEUTRAL SWITCHES**

Replacement for Stock Switch. *Made in Japan.* Sold each.



**21-3379      21-3380      21-3394      21-3395      21-3396**

**HONDA**

Application	Year
<b>21-3379</b> Ref# 35600-MAW-601	
VT600 "Shadow"	89-07
XL600V "Transalp"	89-90
NT650	89-91
VT750C "Shadow"	98-10
NT700	2010

**21-3380** Ref# 35600-KE8-003

ATC250ES/SX	1985
TRX250	1985
VTR250	88-90
VF500F	84-86
CB600F	04-06
CBR600F2/F3/RR	91-06
NX650	1989
RVF750R	1994
VFR700F/F2	86-87
VF750C "Magna"	94-03
VFR750R/F	86-97
VFR800	98-09
CBR900F/RE/RR	93-07
RVT1000R RC51	00-06
VTR1000 "Superhawk"	98-05
CBR1100XX	97-03
ST1100 ST1100A/P	91-03
VT1100 "Shado" w	85-07
VTX1300C	03-09
VTX1800C	02-08

**21-3395** Ref# 35600-MK4-860

GB500	89-90
XR650L	93-09
ST1300	03-11

**HONDA**

Application	Year
<b>21-3382</b> Ref# 35600-425-023	
VT600C	1988
NT650	1988
VT700C	84-87
CB750 C/F/K /SC	79-83
PC800	89-98
VT800C	1988
CB900 C/F	80-82
CB1100F	1983

**21-3394** Ref# 35600-MM5-003

CBR600F	89-90
CBR1000F	87-96
CBX	79-82
GL1500	88-00
GL1800	01-10


**21-3396** Ref# 35600-HA0-003

ATC250	86-87
TRX250 E/T	92-11
TRX300	88-09
TRX350 F/T	00-06
TRX400EX	99-09
TRX450ER	06-09
TRX700XX	08-09
CBR1000RR	04-07
VFR1200	2010



## RADIATOR FAN (THERMO) SWITCHES

Designed for Stock Replacement use. *Made in Japan.* Sold each.



HONDA	
Application	Year
<b>21-7351</b> Ref# 37760-MT2-003	
CRF250X	04-07
NSS250	01-07
CB600F	04-06
CBR600	91-06
VT600 "Shadow"	91-07
VFR700F	86-87
VFR750 "Interceptor"	84-97
VT750C "Shadow"	98-09
PC800	89-98
CBR900RR	93-01
CB1000	94-95
CBR1000F	87-96
RVT1000R	00-01
VTR1000	98-05
CBR1100XX	97-00
ST1100P	2003
VT1100C "Shadow"	98-07
VTX1300	03-09
GL1500C "Goldwing"	88-00
GL1500C "Valkyrie"	97-03
VTX1800	02-08

<b>21-7346</b> Ref# 37760-MB9-000	
GL1000 "GoldWing"	75-79
GL1100 "GoldWing"	80-83
GL1200 "GoldWing"	84-87

KAWASAKI	
Application	Year
<b>21-7347</b> Ref# 27010-1443	
EX250 "Ninja"	08-12
KLX250S	09-12
ZX600 ZX-6RR	03-04
ZX636 ZX-6R	03-04
KLX650	08-11
KVF650 "Brute Force"	11-12
ZR750 Z750S	05-06
ZR1000 Z1000	03-06
ZX1200 ZX-12R	02-06
ZX1200 ZZR1200	02-05

KAWASAKI	
Application	Year
<b>21-7348</b> Ref# 27010-1202	
KLF400B "Bayou"	93-99
KVF400 "Prairie"	97-02
ZX600 ZX6	90-02
ZX600 ZZR600	03-05
KVF650 "Brute Force"	05-10
KVF650 "Prairie"	02-03
KSV700 KFX700	04-09
KVF700 "Prairie"	04-06
KVF750 "Brute Force"	05-07
ZX750 ZX-7/7R/7RR	89-03
VN800 "Vulcan"	95-05
ZX900 ZX-9R	94-97
ZG1000 "Concours"	86-06
ZX1000 ZX10	88-90
ZX1100 ZX-11	90-01

SUZUKI	
<b>21-7347</b> Ref# 17680-50F10	
AN400 "Burgman"	03-09
AN650 "Burgman"	03-09
DL650 "V-Strom"	04-11
SV650	03-08

<b>21-7349</b> Ref# 17680-50F70	
LT-Z400	03-08
LT-A500F	00-07
LT-F500F	98-07

<b>21-7350</b> Ref# 17680-33E00	
GSX-R600	97-05
GSX-R750	96-05
VL/VZ800	01-12
DL1000 V-Strom	02-12
GSX-R1000	01-04
SV1000	03-07
TL1000R/S	98-03
GSX-1300R "Hayabusa"	99-07

## AIR TEMP SENSOR


Designed for Stock Replacement use. *Made in Japan.* Sold each.

SUZUKI	
<b>21-1478</b> Ref# 13650-61B00	
GSXR600	01-05
AN650 "Burgman"	03-11
GSXR750	96-05
GSXR1000/Z	01-06
SV1000/S	03-07
TL1000R	98-03
TL1000S	97-01
GSX1300R "Hayabusa"	99-07



## WATER TEMPERATURE SENDING UNITS

Direct Replacement for Stock Applications. *Made in Japan.* Sold each.



HONDA	
Application	Year
<b>21-3428</b> Ref# 37750-PC1-004	
CBR600F	87-90
CBR600F2	91-94
CBR600F3	95-98
VT600	88-00
XL600	89-90
NT650 "Hawk"	88-91
VF750C "Magna"	94-03
VFR750 "Interceptor"	90-97
PC800	89-90
PC800	94-98
CBR900RR	93-97
CBR1000	87-96
ST1100	91-03
VT1100	85-07
GL1500 "Goldwing"	88-00

HONDA	
Application	Year
<b>21-3432</b> Ref# 37750-611-154	
CX500	78-82
GL500	81-81
CX650	1983
GL650	1983
GL1000	75-79
GL1100	80-83
GL1200	84-87

SUZUKI	
<b>21-3450</b> Ref# 34850-50A00	
RF600	94-96
GSX-R750	93-95
VS800	92-00
RF900	94-97
GSX-R1100	93-98

## OIL PRESSURE SWITCH

Replacement for Stock Switch. *Made in Japan.* Sold each.



HONDA	
Application	Year
<b>21-1463</b> Ref# 37240-P13-013	
CB400A/T/TI/TII	78-81
CM400A/C/E/T	79-81
CX500 CX500C/D	78-81
GL500 GL500I	1981
CB550F/K	76-78
CB650 CB650C/SC	79-82
NSA700A	2009
CB750A	76-78
CB750C "Custom"	94-03
CB750F/K	76-82
CB750L	1979
CB750SC	82-83
CB900C	80-82
CB900F	81-82
CB900F	02-07

CB900RE/RR	00-03
CBR1000RR	04-08
VF1000F "Interceptor" 1984	
CBR1000RR-R	
"Repsol-Edition"	05-07
CBX	79-82
GL1000 GL1000Ltd	76-79
VF1000R	85-86
CBR1100XX	01-03
GL1100 GL1100I	80-81

## TETHER LINE ON-OFF SWITCH

Deadman type Switch with mounting bracket. Comes complete with wire & rubber cover to keep dirt and water out.



**21-8445** Tether Line On-Off Switch

**Toll Free: 800-727-6767**  
**www.klsupply.com**

## TURN SIGNAL STEMS

Stock style replacements, Sold each.

### HONDA

23-6581 33490-MK3-000  
33490-MB1-003

CB550	1983
CX650C	1983
VF700C	85-86
VT700C	84-85
VF750C	1982
VT750C	1983
CB1000C	1983
VF1100C	83-86
VT1100C	85-86

23-4746 33690-KR3-672

CMX250C	85-87
CMX250CD	1986
CMX450C	86-87

23-6581



23-4746

## ALUMINUM MARKER LIGHTS



Aluminum marker lights. Sold in pairs. **Note: Not D.O.T. approved.**

Description	Signal	Bulb (Box/10)
Amber (single filament)	23-7946	23-7943
Amber (dual filament)	23-7954	23-7905
Smoke (single filament)	23-7952	23-7943
Smoke (dual filament)	23-7956	23-7905
Clear (single filament)	23-7953	23-7915
Clear (dual filament)	23-7957	23-7916

SHOP EQUIP & TOOLS

HARD PARTS

CARB & FUEL

IGNITION/ELECTRICAL

CONTROL

SUSPENSION

ACCESSORIES

## OEM STYLE REPLACEMENT TURN SIGNALS

Designed as OEM replacements. Sold Each.

### HONDA

23-0341 Front CB650SC/CB1000C  
23-0161 Rear CB650SC/CB1000C

### YAMAHA

23-0165 F/R XJ550/XJ650 Maxim



23-0161 & 23-0341



AMBER

CLEAR

## REPLACEMENT BULBS for MARKER LIGHTS

Bulbs sold are clear and amber as indicated after part number. Sold box/10.

23-7943	Flush mount & Aluminum-12V-23W single filament (clear)
23-7905	Flush mount, Aluminum & Mini Stalk-12V dual filament (clear)
23-7915	Flush mount, Aluminum & Mini Stalk-12V single filament (amber)
23-7916	Flush mount & Aluminum-12V dual filament (amber)

SHORT STALK I



SHORT STALK II



## MINI STALK MARKER LIGHTS

Customize the look of almost any dual sport/offroad motorcycle with these mini stalk turn signals. Sold in pairs. Replacement bulb sold box/10. **Note: For offroad use only. Not D.O.T. approved.**

Description	Short Stalk I	Short Stalk II	Bulb (Box/10)
Black/ Amber (single filament)	23-5589		
Black/ Amber (dual filament)		23-7963	23-7905

## FLUSH MOUNT MARKER LIGHTS

**Note: For offroad use only. Not D.O.T. approved.**



Description	Signal	Bulb(Box/10)
Black/ Amber (single filament, pair)	23-8918	23-7943
Black/ Amber (dual filament)		23-7905
Black/ Clear (single filament)	23-7971	23-7915
Black/ Clear (dual filament)	23-7969	23-7916

tecMATE



35-7983

## TESTMATE MINI BATTERY & CHARGING SYSTEM TESTER/ANALYZER

This compact, easy to use tester is ideal for quick diagnosis without having to remove wiring. Simply connect the included harness to the battery in question and begin testing. With the ignition off, battery voltage is displayed. When the starter is engaged, cranking voltage is displayed. With the engine running, charging voltage at various R.P.M.'s can be observed, indicating potential regulator and alternator trouble. Easier to read than a multimeter, the Testmate is small enough to use anywhere with no need to switch between scales.

35-7983 TestMate Mini

SHOP EQUIP & TOOLS

HARD PARTS

CARB & FUEL

IGNITION/ELECTRICAL

CONTROL

SUSPENSION

ACCESSORIES

## KAWASAKI INSTRUMENT COVERS

Chrome covers designed to "dress up" instruments with a custom look.

Kawasaki early model  
KZ650/750/900/1000.  
Sold pairs. (Speedo/Tach)

- 22-2739 Meter Top Covers
- 22-2740 Meter Base Covers



22-2739



22-2740



24-8029

24-2917

24-3218

## EMGO HEADLIGHT UNITS for KAWASAKI

Similar to OEM Kawasaki unit. Complete units includes shell, rim & retainer. (headlight & wiring not included)

- 24-8029 Black shell (body) with chrome headlight rim/retainer
- 24-8030 Chrome shell (body) with chrome headlight rim/retainer

## EMGO HEADLIGHT UNITS

Universal . Units include shell, rim & retainer, and headlight.

- 24-2917 Chrome with H4 Bulb
- 24-3218 Black/Chrome with H4 Bulb
- 23-7902 Replacement H4 bulb for 12V 60/55W P-43T
- 23-7944 12V 45/45W Universal Replacement bulb

## HEADLIGHT RIM/ RETAINER

Rim/Retainer Assembly comes with hardware.

- 24-2484 Rim/Retainer Assembly
- KH500A6 1976
- KZ550A/C 80-83
- KZ650B/C/D/E/F/H 77-83
- KZ750B1~B4/G1 (2 cyl) 77-80
- KZ750E/H 80-83
- KZ750M1 CSR 1982
- Z1/A/B-900 73-75
- KZ900A4 & KZ900B1 LTD 1976
- KZ1000A/B/C/E/G 77-80
- KZ1000J/K/M 81-83
- KZ1100A1/A2 Shaft 81-82



## HEADLIGHT ON-OFF SWITCH

This handlebar mount type switch gives you the option of turning off the headlight.



- 21-0959 On-off Handlebar Switch for single headlight

## HEADLIGHT ASSEMBLY for HONDA MOPED

Designed as OEM replacement. Includes headlight bulb. Sold each.



- 23-8104 33120-147-671 - 6 volt
- NA50 Express II 79-81
- NC50 Express 77-83
- PA50I/II Moped 78-83

## CANDLEPOWER HALOGEN HEADLIGHTS

Round headlights designed for motorcycle use, H4 bulb included

- 23-7126 7" round(180mm)
- 23-7140 162mm( 6 1/2")



## SEALED BEAMS

Designed as OEM replacements. Sold each.



24-7890

P/N	Mfg/N	Volts	Watts	Size
24-7890	4467	12	35/50	5-3/4" round
23-7891	6015	12	50/60	7" round

## CHROME HEADLIGHT BRACKETS

Universal applications.  
Sold in pairs.



24-4007

- 24-4007 Chrome Headlight Brackets

**Toll Free: 800-727-6767**

**www.klsupply.com**





H-4 BASE P43T

H-7 BASE PX26D

## QUARTZ HALOGEN H-4 BULBS Sold each.

23-3431	12V 35/35W	P-43T
23-7902	12V 60/55W	P-43T
23-7903	12V 100/55W	P-43T
23-7907	12V 130/90W	P-43T

## QUARTZ HALOGEN H-7 BULB Sold each.

23-7904	12V 55W	PX26D
---------	---------	-------

**Honda:** CBR929RR (00-01), RVT1000R (2000), CBR1100XX (97-02), GL1800

**Suzuki:** GSX-R750 (00-04), GSX1300R Hayabusa (99-04) RH side



23-7944

23-8183

23-8201

23-3430

## HEADLIGHT BULBS Sold in pk/10.

23-8183	6V 25/25W universal
23-8201	12V 25/25W universal
23-7944	12V 45/45W universal

## TAIL LIGHT BULBS DUAL FILAMENT

Available in 12 volt only. Sold in box of 10.

23-7900	12V 32/3CP Tail light bulb
---------	----------------------------

## INSTRUMENT BULB.

12Volt/3W

23-3430	Wedge-Type plug in. Sold in box of 10.
---------	--

## MOTION PRO RUBBER TAILPLATE with TAILLIGHT ASSEMBLY

D.O.T. and CHP approved for use in all 50 states. Lens assembly is molded from tough Lexan™. For enduro or off road use.

23-8277	Rubber Tailplate & Taillight
---------	------------------------------



## COUPLER FOR TURN SIGNAL



34-0294

34-0294	2 Pin Male Coupler for Turn Signal, Black	pk/100
---------	---	--------

**Note:** Pins not available for 34-0294



21-0644

21-0670

21-0616

## NIKKO MOTORCYCLE HORNS

Designed specifically for motorcycle applications. *Made in Japan.*

### NIKKO HORNS

21-0644	SF-100C-12V	Single, chrome 12V/3 amp. 110 db.
21-0645	SFD100C-12V	Dual, chrome 12V/3 amp. 110 db.
21-0669	CF0640-6V	Single, black 6V/3 amp. 105 db.
21-0670	CF0640-12V	Single, black 12V/2.5 amp. 105 db.
21-0616	GF-4AG-00	Single, 12V/1.5 amp-dual sport bikes Yamaha OEM 4AG-83371-00-00

### EMGO HORN

21-0646	KS-729B/C	Single, black 12V 2.5 amp
---------	-----------	---------------------------

21-0646



## PLUG-IN BLADE FUSES

For most late model motorcycles.



ATC Blade Fuse

### ATC PLUG-IN BLADE FUSES

20-5247	20 Pc. Assortment†	5 each of 10, 15, 20, and 30 amp.
20-5242	10 amp (25 pcs)	20-5244 20 amp (25 pcs)
20-5243	15 amp (25 pcs)	20-5246 30 amp (25 pcs)




ATM Mini Blade Fuse

### ATM MINI PLUG-IN BLADE FUSES

20-5252	20 Pc. Assortment, 5 each of 10, 15, 20, and 30 amp.	
20-5423	10 amp (25 pcs)	20-5425 20 amp (25 pcs)
20-5424	15 amp (25 pcs)	20-5426 30 amp (25 pcs)

## OPEN BARREL TYPE CRIMPER

This economical crimper works on open barrel terminals from 14 to 24 gauge. Crimps both B and F series



35-1870

35-1870	Open Barrel Type Crimper
---------	--------------------------

SHOP EQUIP & TOOLS

HARD PARTS

CARB & FUEL

IGNITION/ELECTRICAL

CONTROL

SUSPENSION

ACCESSORIES

# STEERING STEM & SWINGARM BEARINGS



## REPLACEMENT STEERING BEARING KITS

**QUALITY** Tapered steering bearing replacement kits. These kits are sourced from **Koyo, NTN, MBS** and **MCI** mfgs. in Japan. Kits contain one upper bearing, one lower bearing, and two dust seals when required. **Made in Japan.**

K&L P/N	Mfg. P/N	Upper Bearing	Lower Bearing
<b>BMW</b>			
31-6102	SSW901	25 x 62 x 16mm	26 x 62 x 16mm
31-6104	SSW903	20 x 47 x 20.6mm	UPPER ONLY
<b>DUCATI</b>			
31-6092	SSD901	35 x 55 x 14.5mm	35 x 55x 14.5mm
<b>HONDA</b>			
31-6092	SSD901	35 x 55 x 14.5mm	35 x 55 x 14.5mm
31-2230	SSH902R	26 x 47 x 15mm	26 x 47 x 15mm
31-2219	SSH903	26 x 47 x 15mm	30 x 55 x 17mm
31-2224	SSH903R	26 x 47 x 15mm	30 x 55 x 17mm
31-2225	SSH904	26 x 47 x 15mm	30 x 51 x 15mm
31-2226	SSH905	30 x 51 x 15mm	30 x 51 x 15mm
31-2264	SSH907	30 x 51 x 15mm	30 x 55 x 18mm
31-2268	SSH908	26 x 47 x 15mm	26 x 47 x 15mm
31-2229	SSH909	26 x 47 x 15mm	35 x 55 x 14mm
<b>KAWASAKI</b>			
31-2218	SSH901	25 x 47 x 15mm	30 x 55 x 17mm
31-2222	SSK902	25 x 47 x 15mm	28 x 52 x 16.5mm
31-2237	SSK905	28 x 52 x 16.5mm	30 x 55 x 17mm
31-2216	SSK907	35 x 55 x 14mm	35 x 55 x 14mm
31-2215	SSK908	25 x 47 x 15mm	30 x 50 x 9mm
<b>KTM</b>			
31-6077	SST901	29 x 50.25 x 15mm	29 x 50.25 x 15mm
<b>SUZUKI</b>			
31-2232	SSS901	25 x 47 x 15mm	26 x 47 x 15mm
31-2218	SSH901	25 x 47 x 15mm	30 x 55 x 17mm
31-2263	SSS903	30 x 55 x 17mm	30 x 55 x 17mm
31-2242	SSS903R	30 x 55 x 17mm	30 x 55 x 17mm
<b>YAMAHA</b>			
31-2218	SSH901	25 x 47 x 15mm	30 x 55 x 17mm
31-2227	SSY901-J	28 x 52 x 16.5mm	28 x 52 x 16.5mm
31-2241	SSY902	28 x 52 x 16.5mm	28 x 52 x 16.5mm
31-2246	SSY903T	28 x 52 x 16.5mm	30 x 52 x 16mm
31-5563	SSY911	30 x 55 x 17mm	31 x 55 x 17mm
31-2242	SSS903R	30 x 55 x 17mm	30 x 55 x 17mm

## UPGRADED STEERING BEARING KITS

**QUALITY** Tapered steering bearing replacement kits for applications that use race/ball bearings. Kits contain one upper bearing and one lower bearing. **Made in Japan.**

K&L P/N	Mfg. P/N	Upper Bearing	Lower Bearing
<b>HONDA</b>			
31-5815	SSH200	22.5 x 41 x 12.5mm	24 x 41 x 12.5mm
31-5830	SSH750	26 x 48.5 x 15.2mm	30 x 50 x 14.4mm
<b>KAWASAKI</b>			
31-5816	SSK100	30 x 48 x 14mm	30 x 48 x 13mm
31-5834	SSK400	30 x 48 x 14mm	30 x 52 x 17mm
<b>SUZUKI</b>			
31-5832	SSY125	25 x 48 x 13mm	30 x 48 x 13mm
31-5835	SSS250	25 x 48 x 16mm	27 x 48 x 14mm
<b>YAMAHA</b>			
31-5817	SSY080	25 x 43 x 11mm	30 x 48 x 12mm
31-5832	SSY125	25 x 48 x 13mm	30 x 48 x 13mm
31-5833	SSY500	25 x 48 x 15.2mm	30 x 48 x 15mm

## SWINGARM NEEDLE BEARINGS



High-quality replacement bearings. **Made in Japan** to OEM specifications.

Sold in sets.

Some applications require two pairs.

<b>HONDA</b>			
K&L P/N	OEM Reference	Bearing Dimensions	Qty
31-2234	91071-MJ0-004	22 x 29 x 30mm	pk/2
31-0825	91066-MC7-004	17 x 40 x 13.25mm	pk/2

<b>KAWASAKI</b>			
K&L P/N	OEM Reference	Bearing Dimensions	Qty
31-2234	92046-1174	22 x 29 x 30mm	pk/2
31-0833	92046-1214	22 x 28 x 12mm	pk/4
31-0828	92046-1115	22 x 28 x 16mm	pk/4
31-2233	92046-1035	25 x 33 x 30mm	pk/2

<b>SUZUKI</b>			
K&L P/N	OEM Reference	Bearing Dimensions	Qty
31-2234	09263-22017	22 x 29 x 30mm	pk/2
31-2233	09263-25024	25 x 33 x 30mm	pk/2

<b>YAMAHA</b>			
K&L P/N	OEM Reference	Bearing Dimensions	Qty
31-0825	93332-00010-00	17 x 40 x 13.25mm	pk/2
31-0830	93317-32231-00	22 x 28 x 20mm	pk/2
31-0831	93317-22262-00	22 x 28 x 16mm	pk/4

## ATV STEERING SHAFT BUSHING KIT



**28-4877** Steering Shaft Bearing set Contains 1x 93306-20348 (Bearing), 1x 93102-25081, 1x 93102-25099 (Dust Seals).

<b>Application</b>			
YFB250FW Timberwolf	94-00	YFZ350 Banshee	87-06
YFM350FW Big Bear	87-99	YFM400 Kodiak 4WD	93-02
YFM350FX Wolverine	95-05	YFZ450	04-05
YFM350R Raptor	04-10	YFM600F Grizzly	98-01
YFM350U Big Bear	96-99	YFM660F Grizzly	02-08
YFM350X Warrior	88-04	YFM660R Raptor	01-05

**28-4870** Lower Steering Shaft Bushing set Contains 2x 90381-15040 and 2x 93210-15566

<b>Application</b>			
YFM50R Raptor	04-08	YFS200 Blaster	88-06
YFS60 4-Zinger	1986	YFM225 Moto-4	86-88
YFM80 Badger	85-01	YFB250 Timberwolf 2WD	92-98
YFM80 Grizzly	06-08	YFM250 Moto-4	89-91
YFM80R Raptor	02-08	YFM250B Bruin 2WD	05-06
YFM100 Champ	87-91	YFM250B Big Bear	07-09
YFA1 Breeze	89-04	YFM250R Raptor	08-11
YFM125G Grizzly	04-11	YFM250X Bear Tracker	99-04
YFM125R Raptor	11-12	YFM350ER Moto-4	87-95
YFM200DX Moto-4	85-89		

## STEERING and SWINGARM BEARING APPLICATIONS

<b>BMW Street Application</b>	<b>Year</b>	<b>Steering Bearings</b>	<b>Swingarm Bearings</b>
R50/5	70-73	31-6102	—
R60/5/6/7	70-78	31-6102	—
F650GS/DAKAR	01-07	31-6102	—
G650GS	09-10	31-6102	—
G650X	07-08	31-6102	—
R65	78-88	31-6102	—
R65LS	81-84	31-6102	—
K75	86-95	31-6102	—
K75/C	86-90	31-6102	—
K75/RT	90-95	31-6102	—
K75/S	87-95	31-6102	—
R75/5/6/7	70-76	31-6102	—
F800GS	09-12	31-6102	—
R80	80-84	31-6102	—
R80G/S	80-87	31-6102	—
R80RT	82-87	31-6102	—
R80ST	80-84	31-6102	—
R80/7	78-90	31-6102	—
R850R	96-97	31-6104	—
R90/6	74-76	31-6102	—
R90S	74-76	31-6102	—
R900RT	05-12	31-6104	—
K1	89-92	31-6102	—
K100	85-86	31-6102	—
K100LT	87-91	31-6102	—
K100RS	84-92	31-6102	—
K100RT	85-88	31-6102	—
R100/7	77-78	31-6102	—
R100/T	79-84	31-6102	—
R100CS	81-84	31-6102	—
R100GS	88-95	31-6102	—
R100R	90-95	31-6102	—
R100S	76-80	31-6102	—
R100RS	77-93	31-6102	—
R100RT	79-95	31-6102	—
K1100LT	92-97	31-6102	—
K1100RT	93-96	31-6102	—
R1100GS	95-00	31-6104	—
R1100R	95-00	31-6104	—
R1100R	95-00	31-6104	—
R1100RS	94-02	31-6104	—
R1100RT	95-01	31-6104	—
R1150GS	01-04	31-6104	—
R1150GS Adventure	01-04	31-6104	—
R1150R	01-05	31-6104	—
R1150RS	03-04	31-6104	—
R1150RT	01-05	31-6104	—
HP2 Enduro	06-07	31-6102	—
HP2 Megamoto	07-08	31-6102	—
K1200LT	99-09	31-6104	—
R1200C	98-04	31-6104	—
R1200GS	05-12	31-6104	—
R1200GS Adventure	06-12	31-6104	—
R1200GS WC	2013	31-6104	—
R1200R	07-12	31-6104	—
R1200RT	05-12	31-6104	—

<b>DUCATI Street Application</b>	<b>Year</b>	<b>Steering Bearings</b>	<b>Swingarm Bearings</b>
Monster 400/620	04-08	31-6092	—
Multistrada 620	2006	31-6092	—
Monster 695/696	07-11	31-6092	—
748/R/S	95-02	31-6092	—
749/R/S	03-06	31-6092	—
Monster 750 IE	2002	31-6092	—
Monster 796	10-11	31-6092	—
Monster 800	03-04	31-6092	—

<b>DUCATI Street Application</b>	<b>Year</b>	<b>Steering Bearings</b>	<b>Swingarm Bearings</b>
Monster S2R	05-07	31-6092	—
848	08-11	31-6092	—
Monster 900 IE	2002	31-6092	—
916/R/SP/SPS	94-98	31-6092	—
Monster S4 916	01-02	31-6092	—
ST4 916	99-03	31-6092	—
ST2 944	97-03	31-6092	—
996/R/S/SPS	99-01	31-6092	—
Monster S4R	03-06	31-6092	—
ST4/ST4S	01-05	31-6092	—
998/R/RS/S	02-04	31-6092	—
999/S/R	03-07	31-6092	—
Desmosedici RR	2008	31-6092	—
1000 GT Touring	07-10	31-6092	—
Monster S/S2R	03-08	31-6092	—
Monster S4/ S4RS	07-08	31-6092	—
Multistrada /S/DS	03-06	31-6092	—
Paul Smart L.E.	2006	31-6092	—
Sport 1000/S	06-09	31-6092	—
ST3/S	05-07	31-6092	—
1098/S	07-08	31-6092	—
Hypermotard	08-10	31-6092	—
Monster/S	09-10	31-6092	—
Multistrada/S	07-09	31-6092	—
Streetfighter/S	10-11	31-6092	—
1198/R/S	09-10	31-6092	—
Multistrada/S	2010	31-6092	—

<b>HONDA Street Application</b>	<b>Year</b>	<b>Steering Bearings</b>	<b>Swingarm Bearings</b>
MB5-50	1982	31-5815	—
NSF50F	1990	31-5815	—
CB/CL100/K1/K2	70-72	31-5815	—
CL100S1/S2/S3 Scrambler	71-73	31-5815	—
CB125S	1976	31-5815	—
CB125S	78-82	31-5815	—
CB125S	84-85	31-5815	—
CB125S/S1/S2	73-75	31-5815	—
CB125TT	1990	31-5815	—
MT125R/R11 Roadracer	77-78	31-5815	—
CM185T Twinstar	78-79	31-5815	—
CM200T Twinstar	80-82	31-5815	—
CB250 Nighthawk	91-08	31-5815	—
CBR250R/RA	11-13	31-2224	—
CM250C Custom	82-83	31-5815	—
CMX250C Rebel	96-12	31-5815	—
CMX250C/CD Rebel 250	85-87	31-5815	—
CMX250C2	99-00	31-5815	—
VTR250 Interceptor	1988	31-5830	31-0825
VTR250 Interceptor	89-90	31-2219	31-0825
CB350/K2-K4	68-72	31-5830	—
CB350F/F1	73-74	31-5830	—
CB350G	1973	31-5830	—
CL350/K2-K4	68-73	31-5830	—
SL350/K2/K3	69-73	31-5830	—
CB360/G	1974	31-5830	—
CB360T	75-76	31-5830	—
CJ360T	76-77	31-5830	—
CL360/K1	74-75	31-5830	—
CB400A Automatic	1978	31-5830	—

SHOP EQUIP & TOOLS

HARD PARTS

CARB & FUEL

IGNITION/ELECTRICAL

CONTROL

SUSPENSION

ACCESSORIES

**Toll Free: 800-727-6767**

**www.klsupply.com**

# STEERING STEM & SWINGARM BEARINGS

SHOP EQUIP & TOOLS

HARD PARTS

CARB & FUEL

IGNITION/ELECTRICAL

CONTROL

SUSPENSION

ACCESSORIES

<i>HONDA Street Application</i>	<i>Year</i>	<i>Steering Bearings</i>	<i>Swingarm Bearings</i>
CB400F CB-1	89-90	31-2224	—
CB400F Super Sport	75-77	31-5830	—
CB400T Hawk	80-81	31-5830	—
CB400TI/TII Hawk	78-79	31-5830	—
CM400A Automatic	79-81	31-5830	—
CM400C Custom	1981	31-5830	—
CM400E	80-81	31-5830	—
CM400T	79-81	31-5830	—
CB450(4 Speed)	65-68	31-5830	—
CB450/K1-K7	68-74	31-5830	—
CB450SC Nighthawk	82-83	31-5830	—
CB450SC Nighthawk	85-86	31-5830	—
CB450T Hawk	1982	31-5830	—
CL450/K2-K6	68-74	31-5830	—
CM450A Automatic	82-83	31-5830	—
CM450C Custom	1982	31-5830	—
CM450E	82-83	31-5830	—
CMX450C Rebel	86-87	31-2224	—
CB500/K1/K2	71-73	31-5830	31-6923(kit)
CB500F/FA	2013	31-2224	—
CB500T	75-76	31-5830	—
CBR500R/RA	2013	31-2224	—
CX500	78-79	31-5830	—
CX500C Custom	79-82	31-5830	—
CX500D	79-81	31-5830	—
CX500TC Turbo	1982	31-2219	31-0825
FT500 Ascot	82-83	31-5830	—
GB500	89-90	31-5830	—
GL500 Silverwing	81-82	31-5830	—
GL500I Silverwing Interstate	81-82	31-5830	—
VF500C Magna	84-85	31-2224	31-0825
VF500F Interceptor	84-86	31-2224	31-0825
VT500C Shadow	83-84	31-5830	—
VT500C Shadow	85-86	31-2224	—
VT500FT Ascot	83-84	31-5830	—
CB550F Super Sport	75-77	31-5830	31-6923(kit)
CB550K	77-78	31-5830	31-6923(kit)
CB550K/K1	74-76	31-5830	31-6923(kit)
CB550SC Nighthawk	1983	31-5830	—
CBR600F Hurricane	87-90	31-2224	—
CBR600F2 Hurricane	91-94	31-2224	—
CBR600F3 Hurricane	95-98	31-2224	—
CBR600F4 Hurricane	99-06	31-2224	—
CBR600SE Hurricane	1998	31-2224	—
CBR600SJR	1996	31-2224	—
CBR600RR	03-12	31-2224	—
CBR600RA (ABS)	09-12	31-2224	—
VT600C/CD/CD2 Shadow	88-09	31-2224	—
CB650 SOHC	79-82	31-5830	—
CB650SC Nighthawk	82-85	31-5830	—
CX650C	1983	31-5830	—
CX650T Turbo	1983	31-2219	31-0825
GL650 Silverwing	1983	31-5830	—
GL650I Silverwing Interstate	1983	31-5830	—
NT650 Hawk GT	88-91	31-2224	—
CB700SC Nighthawk	84-86	31-2224	—
NSA700A	2009	31-2224	—
NT700V/VA	11-12	31-2224	—
VF700C Magna	1987	31-2219	—
VF700C Magna	84-86	31-2219	31-0825
VF700F Interceptor	84-85	31-2219	—
VF700S Sabre	84-85	31-2219	31-0825
VFR700F Interceptor	1986	31-2224	—
VFR700F2 Interceptor	86-87	31-2224	—
VT700C Shadow	84-85	31-5830	—
VT700C Shadow	86-87	31-2219	—
CB750 Nighthawk	91-03	31-2219	—
CB750A Automatic	76-78	31-5830	31-6923(kit)
CB750C Custom	80-82	31-2219	—
CB750F Super Sport	75-78	31-5830	31-6923(kit)



31-2219

<i>HONDA Street Application</i>	<i>Year</i>	<i>Steering Bearings</i>	<i>Swingarm Bearings</i>
CB750F Super Sport	80-82	31-2219	—
CB750K	69-70	31-5830	—
CB750K	71-78	31-5830	31-6923(kit)
CB750K	80-82	31-2219	—
CB750SC Nighthawk	82-83	31-2219	—
VF750C Magna	82-83	31-2219	31-0825
VF750C Magna	1988	31-2224	—
VF750C Magna	94-01	31-2224	—
VF750C2 Magna Deluxe	97-01	31-2224	—
VF750CD Magna	95-96	31-2224	—
VF750F Interceptor	1983	31-2219	—
VF750F Interceptor	1984	31-2219	—
VF750S Sabre	82-83	31-2219	31-0825
VFR750F	90-97	31-2224	—
VFR750F Interceptor	1986	31-2224	—
VT750C Shadow	83-85	31-5830	—
VT750C/CD/CD2/CD2F/DC Shadow	98-09	31-2219	—
VT750RS	10-12	31-2224	—
PC800 Pacific Coast	89-90	31-2224	—
PC800 Pacific Coast	94-98	31-2224	—
VFR800FI Interceptor	98-09	31-2224	—
VT800C Shadow	1988	31-2219	—
CB900C Custom	80-82	31-2219	—
CB900F Super Sport	81-82	31-2219	—
CB900F	02-07	31-2219	—
CBR900RR	93-99	31-2224	—
CBR929RR	00-01	31-2224	—
CB1000	94-95	31-2224	—
CB1000C Custom	1983	31-2219	—
CB1000R	11-13	31-2224	—
CBR1000F Hurricane	87-88	31-2224	—
CBR1000F Hurricane	90-91	31-2224	—
CBR1000F Hurricane	93-96	31-2224	—
CBR1000RR	04-07	31-2224	—
CBR1000RR	08-14	31-6092	—
CBR1000RA	09-14	31-6092	—
CBX1000	1979	—	31-6926(kit)
CBX1000	80-82	31-2219	—
GL1000 Goldwing	75-76	31-5830	—
GL1000L LTD	1976	31-5830	—
VF1000F Interceptor	1984	31-2219	—
VF1000R	85-86	31-2219	—
VTR1000F Super Hawk	98-04	31-2224	—
CB1100/A	2013	31-2224	—
CB1100F Super Sport	1983	31-2219	—
CBR1100XX Blackbird	97-06	31-2224	—
GL1100 Goldwing	80-83	31-2219	—
GL1100A Goldwing Aspencade	82-83	31-2219	—
GL1100I Goldwing Interstate	80-83	31-2219	—
ST1100	91-02	31-2219	—
ST1100A (ABS)	92-02	31-2219	—
VF1100C Magna	83-86	31-2219	31-0825
VF1100S Sabre	84-85	31-2219	31-0825
VT1100C Shadow 1100	85-86	31-2219	31-0825
VT1100C Shadow 1100	87-90	31-2219	—
VT1100C Shadow 1100	92-96	31-2219	—
VT1100C Shadow 1100 Spirit	97-07	31-2219	—
VT1100C2 Shadow ACE	95-99	31-2219	—

# STEERING STEM & SWINGARM BEARINGS

<b>HONDA Street Application</b>	<b>Year</b>	<b>Steering Bearings</b>	<b>Swingarm Bearings</b>
VT1100C2 Shadow Sabre	2000	31-2219	_____
VT1100C2-2 ACE	1997	31-2219	_____
VT1100C3 Shadow Aero	98-00	31-2219	_____
VT1100D2 ACE	1999	31-2219	_____
VT1100T ACE Tourer	98-00	31-2219	_____
GL1200 Goldwing	1984	31-2219	_____
GL1200A/I/L/SEi	84-87	31-2219	_____
ST1300/A/P	03-12	31-2224	_____
VTX1300 C/R/S/T	03-09	31-2224	_____
GL1500 Goldwing A/I/SE	88-00	31-2219	_____
GL1500C Valkyrie	97-00	31-2219	_____
GL1500CF Valkyrie Interstate	99-01	31-2219	_____
GL1500CT Valkyrie Tourer	97-00	31-2219	_____
GL1800 Goldwing	01-10	31-2229	_____
GL1800A Goldwing Aspencade	01-10	31-2229	_____
VTX1800 (All)	01-08	31-2219	_____

<b>HONDA ATV Application</b>	<b>Year</b>	<b>Steering Bearings</b>	<b>Swingarm Bearings</b>
ATC70/K1	73-74	31-5815	_____
ATC70	78-85	31-5815	_____
ATC90/K1/K2/K3	70-75	31-5815	_____
ATC90	76-78	31-5815	_____
TRX90 Sportrax 90	93-05	_____	31-4961(kit)
ATC110	79-85	31-5815	_____
ATC125M	84-87	31-5815	_____
ATC185	1980	31-5815	_____
ATC185S	81-83	31-5815	_____
ATC200	81-83	31-5815	_____
ATC200E Big Red	82-83	31-5815	_____
ATC200ES Big Red	1984	31-5815	_____
ATC200S	84-85	31-5815	_____
TRX200 Fourtrax	1984	_____	31-0825
TRX200 Fourtrax 200	90-91	_____	31-4961(kit)
TRX200D Fourtrax 200	91-97	_____	31-4961(kit)
TRX200SX Fourtrax	86-88	_____	31-4961(kit)
ATC250ES	85-87	_____	31-0825
ATC250SX	85-87	_____	31-0825
TRX250 Fourtrax	85-87	_____	31-0825

<b>HONDA Dual Sport/Offroad Application</b>	<b>Year</b>	<b>Steering Bearings</b>	<b>Swingarm Bearings</b>
CRF50F	04-12	31-5815	_____
MR50/K1 Elsinore	74-75	31-5815	_____
Z50A Mini Trail 50	76-78	31-5815	_____
Z50AK3/AK4/AK5	72-75	31-5815	_____
Z50R	79-87	31-5815	_____
Z50RD Special	1986	31-5815	_____
CR60R	1983	31-5815	_____
CL70/K1/K2/K3 Scrambler	69-73	31-5815	_____
CRF70F	04-12	31-5815	_____
CT70 Trail 70	69-71	31-5815	_____
CT70 Trail 70	76-82	31-5815	_____
CT70H/HK1 Trail 70H	70-73	31-5815	_____
CT70K1/K2/K3/K4 Trail 70	72-75	31-5815	_____
SL70/K1	71-73	31-5815	_____
XL70	74-76	31-5815	_____
XL75	77-79	31-5815	_____
XR75	76-78	31-5815	_____
XR75/K1/K2	73-75	31-5815	_____
CR80R	80-81	31-5815	_____
CR80R	92-02	31-2268	_____
CR80RB Expert	96-02	31-2268	_____
CRF80F	04-12	31-5815	_____

<b>HONDA Dual Sport/Offroad Application</b>	<b>Year</b>	<b>Steering Bearings</b>	<b>Swingarm Bearings</b>
XL80S	80-85	31-5815	_____
XR80	79-84	31-5815	_____
XR80R	85-03	31-5815	_____
CR85R,RB	03-07	31-2268	_____
CT90 Trail 90	66-68	31-5815	_____
CT90 Trail 90	76-79	31-5815	_____
CT90K1~K6 Trail 90	69-75	31-5815	_____
SL90 Motosport	1969	31-5815	_____
ST90/K1/K2 Trailsport 90	73-75	31-5815	_____
CRF100F	04-12	31-5815	_____
SL100/K1/K2/K3 Motosport	70-73	31-5815	_____
XL100	76-78	31-5815	_____
XL100/K1	74-75	31-5815	_____
XL100S	79-85	31-5815	_____
XR100	81-84	31-5815	_____
XR100R	85-03	31-5815	_____
CT110 Trail 110	1986	31-5815	_____
CT110 Trail 110	80-84	31-5815	_____
CR125M/M1 Elsinore	74-78	31-5815	_____
CR125R	86-89	31-2230	_____
CR125R	90-92	31-2225	_____
CR125R	93-94	31-2226	_____
CR125R	95-97	31-2264	_____
CR125R	98-05	31-2226	_____
CT125 Trail 125	1977	31-5815	_____
MT125K Elsinore	74-76	31-5815	_____
SL125/K1/K2 Motosport	71-73	31-5815	_____
TL125/K1/K2/S Trials	73-76	31-5815	_____
XL125/K1	74-75	31-5815	_____
XL125S	76-82	31-5815	_____
XL125S	84-85	31-5815	_____
CRF150F	03-12	31-2268	_____
CRF150R/RB	07-12	31-2268	_____
MR175K Elsinore	75-77	31-5815	_____
XL185S	79-83	31-5815	_____
XR185	1979	31-5815	_____
XR200 (2 shock)	80-84	31-5815	_____
XR200R	81-87	31-2230	_____
XR200R	88-02	31-2268	_____
CRF230L/M	08-09	31-2230	_____
CRF230R	03-13	31-2268	_____
CR250R	90-91	31-2225	_____
CR250R	86-89	31-2230	_____
CR250R	92-94	31-2226	31-2234
CR250R	95-96	31-2264	31-2234
CR250R	97-05	31-2226	31-2234
CRF250R/X	04-09	31-2226	_____
NX250	88-90	31-2230	_____
XR250L	91-96	31-2230	_____
XR250R	84-87	31-2230	_____
XR250R	92-04	31-2230	_____
XR400R	96-04	31-2230	_____
CRF450R	02-08	31-2226	31-2234
CRF450X	05-12	31-2226	_____
CR500R	1989	31-2230	_____
CR500R	84-85	31-2230	_____
CR500R	86-88	31-2230	_____
CR500R	90-01	31-2225	_____
XL600V Transalp	89-90	31-2230	_____
XR600R	88-00	31-2230	_____
NX650	88-89	31-2230	_____
XR650L	93-13	31-2230	_____
XR650R	00-07	31-2225	_____

SHOP EQUIP & TOOLS

HARD PARTS

CARB & FUEL

IGNITION/ELECTRICAL

CONTROL

SUSPENSION

ACCESSORIES

**Toll Free: 800-727-6767**

**www.klsupply.com**

# STEERING STEM & SWINGARM BEARINGS

<i>KAWASAKI Street</i>			
Application	Year	Steering Bearings	Swingarm Bearings
BN125A Eliminator	01-09	31-5834	31-2234
EL250 Eliminator	88-93	31-5834	—
EX250 Ninja 250R	86-12	31-5834	—
KH250A5 (2-stroke triple)	1976	31-5816	—
KZ250L1 CSR	1982	—	31-0828
KZ250W1 LTD	1983	—	31-0828
S1A/B/C-250 (2-stroke triple)	73-75	31-5816	—
EX300 Ninja	2013	31-5834	—
EX305B1 GPz	1983	31-5816	31-0828
KZ305A1/A2 CSR	81-82	31-5816	31-0828
KZ305B1 CSR Belt	1982	31-5816	31-0828
KZ305B2/B3 LTD Belt	87-88	31-5816	31-0828
S2/S2A 350 (2-stroke triple)	72-73	31-5816	—
KH400 (2-stroke triple)	76-78	31-5816	—
KZ400/D/D3/D4	74-77	31-5816	—
KZ400A1/A2 Deluxe	77-78	31-5816	—
KZ400B1/B2	78-79	31-5816	31-0828
KZ400C1	1978	31-5816	31-0828
KZ400H1 LTD	1979	31-5816	31-0828
KZ400S/S2/S3 Special	75-77	31-5816	—
S3/A-400 (2-stroke triple)	74-75	31-5816	—
KZ440 Series, all except belt drive	80-83	31-5816	31-0828
KZ440G1 Belt	1982	31-5816	—
EN450A1~A6 LTD 454	85-90	31-2222	31-0828
EN500A1~A6 Vulcan 500	90-96	31-2222	31-0828
EN500C1~C6 Vulcan 500 LTD	96-05	31-2222	31-2234
EX500 Ninja 500R	87-09	31-5834	—
H1C/D/E/F-500 (2-stroke triple)	72-75	31-5816	—
KH500A8 2-stroke triple	1976	31-5816	—
KZ550A1/A2/A3/A4	80-83	31-5834	31-0828
KZ550C1/C2/C3/C4 LTD	80-83	31-5834	31-0828
KZ550D1 GPz	1981	31-5834	31-0828
KZ550F1/F2 Spectre & LTD	83-84	31-2222	—
KZ550H1/H2 GPz	82-83	31-2222	31-2233
KZ550M1 LTD	1983	31-2222	—
ZR550B1/B2/B3/B4 Zephyr	90-93	31-2222	31-2233
ZX550A1/A2 GPz	84-85	31-2222	—
ZX600A1/A2/A3 Ninja 600R	85-87	31-2222	—
ZX600B1 Ninja 600RX	1987	31-2222	—
ZX600C1~C10 Ninja 600R	88-97	31-2222	31-2233
ZX600D1/D2/D3/D4 Ninja ZX-6	90-93	31-2222	—
ZX600E1~E12 Ninja ZX-6	93-04	31-2222	—
ZX600F1/F2/F3 Ninja ZX-6R	95-97	31-2222	—
ZX600G ZX-6R	98-99	31-2215	—
ZX600J ZX-6R	00-04	31-2215	—
ZX600J ZZR600	05-08	31-2215	—
ZX600K/M/N ZX-6RR	05-06	31-2216	—
ZX600P/R ZX-6R	07-12	31-2216	—
ZX636B1/B2	03-06	31-2216	—
EJ650A2/A3 W650	00-01	31-2222	31-2233
ER650 ER-6n	09-10	31-2216	—
EX650 Ninja	06-12	31-2216	—
KLE650 Versys	09-10	31-2216	—
KZ650B1/B2/B2A/B3	77-79	31-5834	—
KZ650C1/C2/C3 Custom	77-79	31-5834	—
KZ650D1/D1A/D2 SR	78-79	31-5834	—
KZ650E1/F1	1980	31-5834	31-0828
KZ650H1/H2/H3 CSR	81-83	31-5834	31-0828
KZ700A1	1984	31-2222	31-0828
ZN700A1/A2 LTD	84-85	31-2222	—
H2/A/B/C-750 triple	72-75	31-5816	—
KZ750B1/B2 (2-cylinder)	76-77	31-5834	—
KZ750B3/B4 (2-cylinder)	78-79	31-5834	31-0828
KZ750E1/E2/E3	80-82	31-5834	31-0828
KZ750F1 LTD	1983	31-2222	—
KZ750G1 LTD (2-cylinder)	1980	31-5834	31-0828
KZ750H1/H2/H3/H4 LTD	80-83	31-5834	31-0828
KZ750K1/K2 LTD (2-cylinder)	83-84	31-5834	31-2233
KZ750L3	1983	31-2222	31-0828
KZ750M1 CSR (2-cylinder)	1982	31-5834	31-2233



<i>KAWASAKI Street</i>			
Application	Year	Steering Bearings	Swingarm Bearings
KZ750N1/N2 Spectre	82-83	31-2222	—
KZ750R1 GPz	1982	31-2222	31-0828
VN750A2-A21 Vulcan	86-05	31-2222	—
ZR750C1/C2/C3 C4 Zephyr	91-95	31-2222	—
ZR750F2 ZR-7	00-03	31-2222	—
ZX750 Ninja ZX-7/ ZX-7R	91-95	31-2216	—
ZX750A1/A2/A3 GPz	83-85	31-2222	31-2233
ZX750E1/E2 GPz Turbo	84-85	31-2222	31-2233
ZX750F1/F2/F3/F4 Ninja 750R	87-90	31-2222	31-2233
ZX750H1/H2 Ninja ZX-7	89-90	31-2222	—
ZX750N1/N2 Ninja ZX-7RR	96-97	31-2216	—
ZX750P ZX-7R	96-03	31-2216	—
VN800A1~A7 Vulcan 800	95-05	31-2222	31-2234
VN800B1~B6 Vulcan 800 Classic	96-05	31-2222	31-2234
VN800C Vulcan 800 Drifter	99-01	31-2222	31-2234
KZ900A4/A5	76-77	31-5834	31-6924(kit)
KZ900B1 LTD	1976	31-5834	31-6924(kit)
VN900B/C/D	09-12	31-2222	31-2233
Z1/A/B-900	73-75	31-5834	31-6924(kit)
ZL900A1/A2 Eliminator	85-86	31-2222	—
ZX900A1/A2/A3 Ninja 900R	84-86	31-2222	31-2233
ZX900B1/B2/B3/B4 Ninja ZX-9R	94-97	31-2216	—
ZX900C1/C2 Ninja ZX-9R	98-99	31-2216	—
ZX900E/F Ninja ZX-9R	00-03	31-2215	—
KZ1000A1/A2/A2A	77-78	31-5834	31-0828
KZ1000A3/A3A/A4 MKII	79-80	31-5834	31-0828
KZ1000B1/B2/B3/B4 LTD	77-80	31-5834	31-0828
KZ1000C Police	78-81	31-5834	31-0828
KZ1000D1 Z1R	1978	31-5834	31-0828
KZ1000D3 Z1R	1980	31-5834	31-0828
KZ1000G1 LTD Classic	1980	31-5834	31-0828
KZ1000J1/J2/J3	81-83	31-2222	31-2233
KZ1000K1/K2 LTD	81-82	31-2222	31-2233
KZ1000M1/M2 CSR	81-82	31-2222	31-2233
KZ1000P1~P21 Police	82-02	31-2222	31-2233
KZ1000R1/R2 Replica	82-83	31-2222	31-2233
ZG1000A1~A20 Concours	86-05	31-2222	—
ZL1000A1 Eliminator	1987	31-2222	—
ZR1000A/B/D Z-1000	03-11	31-2216	—
ZR1000D Z-1000	10-12	31-2216	—
ZX1000 G/H Ninja 1000	11-12	31-2216	—
ZX1000 ZX-10R (All)	04-12	31-2216	—
ZX1000A1/A2 Ninja 1000R	86-87	31-2222	31-2233
ZX1000B1/B2/B3 Ninja ZX-10	88-90	31-2222	—
ZX1000C-K ZX-10R	04-13	31-2216	—
KZ1100A1/A2/A3 Shaft	81-83	31-2222	—
KZ1100B1/B2 GPz	81-82	31-2222	31-2233
KZ1100D1/D2 Spectre	82-83	31-2222	—
KZ1100L1 LTD	1983	31-2222	—
ZN1100B1/B2 LTD Shaft	84-85	31-2222	—
ZR1100A1~A4 Zephyr	92-95	31-2222	—
ZR1100C3/C4 ZRX1100	99-00	31-2222	—
ZX1100A1/A2 GPz	83-84	31-2222	31-2233
ZX1100D1~D9 Ninja ZX-11	93-01	31-2216	—
ZG1200A1 Voyager XII	1986	31-2218	—
ZG1200A1-A4, ZRX1200	01-04	31-2222	—

# STEERING STEM & SWINGARM BEARINGS

KAWASAKI Street			
Application	Year	Steering Bearings	Swingarm Bearings
ZG1200B1~B15 Voyager XII	87-01	31-2218	—
ZX1200A ZX-12R	00-01	31-2215	—
ZX1200B ZX-12R	02-05	31-2216	—
ZX1200C1-C4 ZZR1200	02-05	31-2216	—
ZG1400A/B Concours	08-12	31-2216	—
ZX1400 A/C/E ZX-14R	06-12	31-2216	—
VN1500A1~A9 Vulcan 88	87-95	31-2222	31-2233
VN1500A10~A12 Vulcan 1500	96-98	31-2222	31-2233
VN1500B Vulcan 88 SE	87-90	31-2222	31-2233
VN1500C3/C4 Vulcan 1500L	96-97	31-2222	31-2233
VN1500D1/D2 Vulcan Classic	96-97	31-2222	—
VN1500E1~E7/ Vulcan Classic	98-08	31-2222	—
VN1500G Nomad	99-01	31-2216	—
VN1500J1/J2/R1 Vulcan Drifter	99-01	31-2216	—
VN1500L1~L5 Vulcan Nomad F.I.	00-04	31-2216	—
VN1500N Vulcan Classic F.I.	00-01	31-2216	—
VN1600, All	03-08	31-2216	—
VN1700E/F/G	09-11	31-2216	—
VN2000, All	04-10	31-2216	—

KAWASAKI ATV			
Application	Year	Steering Bearings	Swingarm Bearings
KXT250A1/A2/B1/B2 Tecate 3	84-87	31-2218	—

KAWASAKI Dual Sport/Offroad			
Application	Year	Steering Bearings	Swingarm Bearings
KLX125/L	03-06	31-2232	—
KX125B1/B2/C1/D1/E1/E2	82-87	31-2218	—
KX125F1/G1/H1/H2	88-91	31-2218	—
KX125J1/J2/K1/K2	92-95	31-2237	31-0833
KX125	96-05	31-2237	31-2234
KDX200 ALL	83-04	31-2218	—
KDX220A4~A11	97-04	31-2218	—
KDX250A1/B1/B2/B3/B4	80-84	31-2218	—
KL250D2~D22 KLR250	85-05	31-2222	—
KL250G Super Sherpa	00-03	31-2222	31-2234
KLX250D2/D3/D4	94-96	31-2218	—
KX250B1/C1/C2	82-84	31-2218	—
KX250	85-91	31-2218	—
KX250F/(LE) Monster Energy	04-12	31-2237	—
KX250J1/J2/K1/K2	92-95	31-2237	31-0833
KX250K3/K4/K5/L1/L2/L3/L4	96-02	31-2237	31-2234
KX250M1/M2/M3	03-05	31-2237	31-2234
KX250N1/N2 KX250F	04-05	31-2237	31-2234
KLX300A2~A10	97-05	31-2218	—
KLX400 Dual Sport	03-04	31-2307	—
KDX420B1	1981	31-2218	—
KX420A1/A2	80-81	31-2218	—
KDX450A1	1982	31-2218	—
KLX450R	08-12	31-2237	31-2234
KX450F/(LE) Monster Energy	04-12	31-2237	—
KL600A1/B1/B2 KLR600	84-86	31-2222	—
KL650A1~A19/ KLR650	87-12	31-2222	—
KL650B2 Tengai KLR	1990	31-2222	—
KL650E KLR	08-12	31-2222	—
KLX650A1/A2/A3 Offroad	93-95	31-2218	31-0833
KLX650C Dual Sport	93-96	31-2218	31-0833
KLX650D1 Offroad	1996	31-2218	31-0833

KTM			
Application	Year	Steering Bearings	Swingarm Bearings
85CC	1986	31-6077	—
125CC	84-05	31-6077	—
200CC	98-05	31-6077	—
240CC	86-89	31-6077	—
250CC	84-05	31-6077	—
300CC	87-05	31-6077	—
350CC	86-95	31-6077	—
360CC	96-97	31-6077	—
380CC	98-02	31-6077	—
400CC	94-95	31-6077	—
420CC	84-96	31-6077	—
440CC	94-95	31-6077	—
495CC	1984	31-6077	—
500CC	83-02	31-6077	—
520CC-540CC	90-99	31-6077	—
525CC	2005	31-6077	—
550CC	92-96	31-6077	—
600CC	84-92	31-6077	—
620CC	84-02	31-6077	—
625CC	2005	31-6077	—
640CC	84-05	31-6077	—
950 Super Enduro R	2008	31-6077	—

SUZUKI Street			
Application	Year	Steering Bearings	Swingarm Bearings
GN250J	1988	31-2218	—
GN250Z/D/F	82-85	31-2218	—
GS250TT/TX	80-81	31-5835	31-2234
GT250A/B Hustler	76-77	31-5835	—
GZ250	99-09	31-2218	—
GS300LZ/LD/LF	82-85	31-5835	31-2234
GT380K/L/M/A/B Sebring	73-77	31-5835	—
AN400 Burgman (Scooter)	03-12	31-2218	—
GN400T/XT/XX/TX/TZ	80-82	31-2218	31-2234
GS400B/XB/C/XC	77-78	31-5835	31-2234
GSF400M/N/P Bandit	91-93	31-2218	31-2233
GS425N/EN/LN	1979	31-5835	31-2234
GS450ET/EX/EZ/ED	80-83	31-2218	31-2234
GS450GA Automatic	82-85	31-2218	—
GS450LF/LG/LH/LJ	85-88	31-2218	31-2234
GS450LT/LX/LZ/LD	80-83	31-2218	31-2234
GS450ST/SX	80-81	31-2218	31-2234
GS450TX/TZ	81-82	31-2218	31-2234
GS450TXZ/TXD	82-83	31-2218	31-2234
GS500EK~K2	89-02	31-2218	31-2234
GS500F	04-09	31-2218	—
GT500A/B Titan	76-77	31-5835	—
RE-5M/A Rotary	75-76	31-5835	—
GS550B/C/EC/N/EN	77-79	31-5835	31-2234
GS550ED/ESD	1983	31-2218	31-2233
GS550ES3/ESE/EF/ESF/ESG	83-86	31-2218	31-2233
GS550ET	1980	31-2218	31-2234
GS550LF/LG	85-86	31-2218	31-2233
GS550LN	1979	31-5835	31-2234
GS550LT/LX/LZ/LD	80-83	31-2218	31-2234
GS550MZ Katana	1982	31-2218	31-2234
GS550TX	1981	31-2218	31-2234
GT550J/K/L/M/A/B Indy	72-77	31-5835	—
GSF600S Bandit	96-99	31-2218	—
GSF600ST~SK2	88-03	31-2218	31-2234
GSX-R600WN/WP	92-93	31-2218	31-2233
GSX-R600	04-11	31-2242	—
GSX-R600V/W/X/Y/K1/K2	97-03	31-2263	—
GSX600F Katana	88-06	31-2218	31-2234
RF600RR/RS/RT	94-96	31-2218	—
AN650 Burgman (Scooter)	03-12	31-2218	—
DL650 V-Strom	04-12	31-2263	—
GR650D/XD Tempter	1983	31-2218	31-2233
GS650EX/EZ	81-82	31-2218	31-2234

**Toll Free:  
800-727-6767**

SHOP EQUIP &amp; TOOLS

HARD PARTS

CARB &amp; FUEL

IGNITION/ELECTRICAL

CONTROL

SUSPENSION

ACCESSORIES

# STEERING STEM & SWINGARM BEARINGS

SHOP EQUIP &amp; TOOLS

HARD PARTS

CARB &amp; FUEL

IGNITION/ELECTRICAL

CONTROL

SUSPENSION

ACCESSORIES

<b>SUZUKI Street</b> Application	Year	Steering Bearings	Swingarm Bearings
GS650GLX/GLZ/GLD	81-83	31-2218	—
GS650GX/GZ/GD	81-83	31-2218	—
GS650MD Katana	1983	31-2218	—
GSF650S Bandit	05-08	31-2218	—
GSX650F	08-09	31-2218	—
LS650 Savage/S40	95-12	31-2218	31-2234
SFV650 Gladius	2009	31-2218	—
SV650	99-02	31-2218	31-2233
SV650	03-08	31-2263	—
SV650/A	08-09	31-2263	—
XN85D Turbo	1983	31-2218	31-2233
GS700EF/ESF	1985	31-2218	31-2233
GV700GLF/GLF2 Madura	1985	31-2218	—
VS700G Intruder	86-87	31-2218	—
GS750B/C/EC/N/EN	77-79	31-5835	31-2234
GS750ED/ESD	1983	31-2218	31-2233
GS750ET/EX/EZ	80-82	31-2218	31-2234
GS750LN	1979	31-5835	31-2234
GS750LT/LX	80-81	31-2218	31-2234
GS750SD Katana	1983	31-2218	31-2233
GS750TZ/TD	82-83	31-2218	31-2234
GSX750F Katana	89-06	31-2218	31-2234
GSX-R750RG/G/H	1986	31-2218	—
GSX-R750	88-93	31-2218	31-2233
GSX-R750WR/WS	94-95	31-2218	—
GSX-R750	96-08	31-2242	—
GT750J/K Lemans	72-73	31-5835	—
VS750GL Intruder	88-91	31-2218	—
VL800 Volusia/C50	01-12	31-2218	—
VL800K1-K3 Volusia	01-03	31-2218	—
VS800GL Intruder	92-01	31-2218	—
VX800	90-93	31-2218	—
VZ800 Marauder	97-09	31-2218	—
GS850G	79-83	31-2218	—
RF900RR~RV	94-97	31-2218	—
DL1000 V-Strom	02-12	31-2242	—
GS1000C/EC/N/EN	78-79	31-2218	31-2233
GS1000ET	1980	31-2218	31-2233
GS1000GT/GLT/GX/GLX	80-81	31-2218	—
GS1000LN	1979	31-2218	31-2233
GS1000SN/ST	79-80	31-2218	31-2233
GS1000SZ Katana	1982	31-2218	31-2233
GSX-R1000K1-K4	01-04	31-2263	—
GSX-R1000	05-11	31-2242	—
TL1000R	98-03	31-2242	—
TL1000S	97-01	31-2263	—
GS1100ET/EX/EZ/ED/ESD	80-83	31-2218	31-2233
GS1100GKZ/GK2/GKD/GKE	82-84	31-2218	—
GS1100GZ/GLZ/GD/GLD	82-83	31-2218	—
GS1100LT	1980	31-2218	31-2233
GS1100SD Katana	1983	31-2218	31-2233
GSX-R1100G~N	86-92	31-2218	31-2233
GSX-R1100WP/WR	93-94	31-2218	31-2233
GSX-R1100WS~WW	95-98	31-2218	—
GSX1100FJ~FP Katana	88-93	31-2218	31-2233
GSX1100GM~GP Shaft	91-93	31-2218	31-2233
GS1150ES3/ESE/EF/ESF/EG	83-86	31-2218	31-2233
GSF1200SV~SY/SAV Bandit	96-05	31-2218	—
GV1200GLF/GLF2/GLG Madura	85-86	31-2218	—
GSF1250SA	07-09	31-2218	—
GSX1250FA	2011	31-2218	—
GSX-1300R Hayabusa	99-13	31-2242	—
GSX1300BK B-King	08-09	31-2242	—
GV1400G Cavalcade LXE	86-87	31-2218	—
GV1400GDG~GDJ Cavalcade LX	86-88	31-2218	—
GV1400GTG/GTH Cavalcade	86-87	31-2218	—
VS1400GLP Intruder	87-09	31-2218	31-2234
VL1500 Intruder	98-09	31-2218	—
VZR1800	06-11	31-2218	—



31-2263

## SUZUKI ATV

Application	Year	Steering Bearings	Swingarm Bearings
LT160EK/EL/EM/EN	89-92	—	31-4963(kit)
LT-F160 Quadrunner	91-96	—	31-4963(kit)
LT-F160 Quad	97-03	—	31-4963(kit)

## SUZUKI Dual Sport/Offroad

Application	Year	Steering Bearings	Swingarm Bearings
RM80	90-01	31-2232	—
RM85L	02-09	31-2232	—
RM100N/T/X	79-81	31-5832	—
DR-Z125/L	03-12	31-2232	—
DR125SER/SES/SET Dual Sport	94-96	31-2218	—
RM125	05-08	31-2323	—
RM125	92-04	31-2307	31-2234
RM125/A/B/C	75-78	31-5835	—
RM125J	1988	31-2218	—
RM125N/T	79-80	31-5832	—
PE175	80-84	31-2218	—
PE175C/N	78-79	31-5835	—
RS175T/X/Z	80-82	31-2218	—
DR200SE Dual Sport	96-09	31-2218	—
DR250L/M/N/P Offroad	90-93	31-2218	31-2234
DR250SL~SES Dual Sport	90-95	31-2218	31-2234
DR-Z250	01-07	31-2307	—
PE250	78-79	31-5835	—
PE250T/X	80-81	31-2218	—
RM-Z250	04-06	31-2237	31-2234
RM-Z250	07-11	31-2307	31-2234
RM250	76-78	31-5835	—
RM250	79-80	31-5832	—
RM250	1988	31-2218	—
RM250	89-04	31-2307	31-2234
RM250	05-08	31-2323	—
RMX250K~W	89-98	—	31-2234
RS250T/X	80-81	31-2218	—
TM250J/K/L/M	72-75	31-5835	—
TS250	70-79	31-5835	—
DR350L~X Offroad	90-99	31-2218	31-2234
DR350S Dual Sport	90-99	31-2218	31-2234
RM370A/B	76-77	31-5835	—
SP370C/N Dual Sport	78-79	31-5835	—
DR-Z400E/Y Offroad	00-07	31-2307	31-2234
DR-Z400S Dual Sport	00-12	31-2307	31-2234
DR-Z400SM Supermoto	05-09	31-2307	—
DR400T	1980	31-2218	—
PE400T/X	80-81	31-2218	—
RM400C	1978	31-5835	—
RM400N/T	79-80	31-5832	—
SP400T Dual Sport	1980	31-5835	—
TM/TS400	73-77	31-5835	—
RM-Z450 K/L	05-11	31-2307	—
DR500X/Z/D	81-83	31-2218	—
SP500X/Z/D Dual Sport	81-83	31-2218	—
DR650S Dual Sport	92-95	31-2218	—
DR650S Dual Sport	96-12	31-2307	31-2234



# STEERING STEM & SWINGARM BEARINGS

YAMAHA Street Application	Year	Steering Bearings	Swingarm Bearings
RX50K/L 50 Special	1983	31-5817	—
RX50MK 50 Midnight Special	1983	31-5817	—
YSR50T/U/W/A/B/D	87-92	31-5817	—
RD60/A/B	73-75	31-5817	—
L5T/L5TA 100	69-70	31-5832	—
RD125B/C	75-76	31-5832	—
TA125 (Race)		31-5832	—
TR2B-125 (Race)	70-71	31-5832	—
TZ125G (Race)	1980	31-5832	—
SR185H/J Exciter	81-82	31-5817	—
RD200A/B/C	74-76	31-5832	—
RD250/A/B	73-75	31-5832	31-0905(kit)
SR250G/H/J Exciter	80-82	31-5832	—
SR250TH Exciter II	1981	31-5832	—
SRX250T/TC	1987	31-5832	—
TD3/TR3 250 (Race)	1972	31-5832	—
TZ250 (Race)	1973	31-5832	—
TZ250C/D/E (Race)	76-78	31-5832	—
TZ250F/G/H/J (Race)	79-82	31-2218	—
XV250 Route 66	88-90	31-5832	—
XV250 Virago	95-07	31-5832	—
XV250 V-Star	08-12	31-5832	—
R5/B/C 350	70-72	31-5832	—
RD350/A/B	73-75	31-5832	31-0905(kit)
RZ350L/N/NC/NCII	84-85	31-5832	—
TZ350/C/D/E (Race)	74-78	31-5832	—
XS360C/D/2D	76-77	31-5832	—
FZR400	88-90	31-2218	—
RD400C/D/E/F	76-79	31-5832	31-0905(kit)
XS400 Maxim/Seca	82-83	31-5832	—
XS400E/2F	78-79	31-5832	31-0905(kit)
XS400D/E/F	77-79	31-5832	31-0905(kit)
XS400G/H Special II	80-81	31-5832	31-0905(kit)
XS400SG/SH Special	80-81	31-5832	31-0905(kit)
XS400SJ Heritage Special	1982	31-5832	31-0905(kit)
SR500E/F/G/H	78-81	31-5817	—
TX500/A	73-74	31-5833	—
XP500 T-Max (Scooter)	09-10	31-5563	—
XS500B/C/D/E	75-78	31-5833	—
XT500C~H Dual Sport	76-81	31-5817	—
XV500K Virago	1983	31-5832	—
XV535T/TC/U Virago	87-01	31-5832	—
XJ550H/J/K Maxim	81-83	31-5832	31-0905(kit)
XJ550RH/RJ/RK Seca	81-83	31-5832	31-0905(kit)
XZ550RJ/RK Vision	82-83	31-5833	—
FJ600L/LC/N/NC	84-85	31-5832	—
FZ6 Fazer	04-10	31-2218	—
FZ6-R	09-13	31-2218	—
FZ600S/SC/T/TC/U/UC	86-88	31-5833	—
FZR600R	89-99	31-2218	—
SRX600S/SC	1986	31-5833	—
YX600S Radian	86-90	31-5832	—
YZF600R	95-07	31-2218	—
YZF-R6	99-05	31-2242	—
YZF-R6	06-13	31-5563	—
YZF-R6S	06-09	31-2242	—
TX650/A	73-74	31-5833	—
XJ650G/H/J/K Maxim	80-83	31-5833	—
XJ650LH Midnight Maxim	1981	31-5833	—
XJ650LJ/LK Seca Turbo	82-83	31-5833	—
XJ650RJ Seca	1982	31-5833	—
XS1/XS1B/XS2 650	70-72	31-5833	—
XS650B/C/D/E/F/2F	75-79	31-5833	31-0905(kit)
XS650G/H Special II	80-81	31-5833	31-0905(kit)
XS650SE/SF/SG/SH	78-81	31-5833	31-0905(kit)
XS650SJ/SK Heritage Special	82-83	31-5833	31-0905(kit)
XVS650 V-Star, All	98-13	31-2218	31-0825
FZ700T/TC	1987	31-2218	—
FZX700S/SC/T/TC Fazer	86-87	31-2218	—
XJ700N/NC/S/SC Maxim	85-86	31-2218	—

YAMAHA Street Application	Year	Steering Bearings	Swingarm Bearings
XJ700XN Maxim X (20 valve)	85-86	31-2218	—
XV700CS/CSC/CT/CTC Virago	86-87	31-2218	—
XV700L/LC/N/NC Virago	84-85	31-2218	—
XV700SS/SSC Virago	1986	31-2218	—
FZ750N/S/SC	85-86	31-2218	—
FZ750U/UC	1988	31-2218	—
FZR750RT/RU	87-88	31-2218	—
TX750/A	73-74	31-5833	—
XJ750J/K Maxim	82-83	31-5833	—
XJ750MK Midnight Maxim	1983	31-5833	—
XJ750RH/RJ/RK Seca	81-83	31-5833	—
XS750D/2D/E/F	77-79	31-2218	—
XS750SE/SF Special	78-79	31-2218	—
XV750H/J/K/MK Virago	81-83	31-5833	—
XV750H1/HC1/J1/J1C Virago	96-97	31-2218	—
XV750MK Midnight Virago	1983	31-5833	—
XV750U/UC~G/GC Virago	88-99	31-2218	—
FZ-8	11-13	31-5563	—
TDM850D/DC/E/EC	92-93	31-2218	—
XS850 Triple Series	80-81	31-2218	—
TDM900	03-05	31-2242	—
XJ900RK Seca	1983	31-2218	—
XV920J/K/MK Virago	82-83	31-5833	—
XV920RH/RJ	81-82	31-5833	—
XVS950 V-Star	09-13	31-2218	—
FZR1000	87-95	31-2218	—
FZS1000 FZ-1	01-05	31-2218	—
FZS1000N/ FZ1	01-04	31-2218	—
FZS10 FZ-1	06-13	31-5563	—
XV1000L/LC/N/NC Virago	84-85	31-2218	—
YZF-R1	98-06	31-2242	—
YZF-R1	07-13	31-5563	—
FJ1100L/LC/N/NC	84-85	31-2218	—
XJ1100J Maxim	1982	31-2218	—
XS1100, All	78-81	31-2218	—
XV1100S Virago	86-98	31-2218	—
XVS1100 V-Star	99-09	31-2218	—
FJ1200, All	86-93	31-2218	—
VMX12 V-Max	85-07	31-2218	—
XTZ12 Super Tenere	12-13	31-5563	—
XVZ12DKC2 Venture Royale	1984	31-2218	—
XVZ12L/KC2 Venture	1984	31-2218	—
XVZ12TDK Venture Royale	1983	31-2218	—
XVZ12TK Venture	1983	31-2218	—
FJR1300 All	03-13	31-2242	—
XVS1300 V-Star	07-13	31-2218	—
XVZ1300 Royal Star, All	96-13	31-2218	—
XVZ13DL/DN Venture Royale	84-85	31-2218	—
XVZ13DS/DSC Venture Royale	1986	31-2218	—
XVZ13DT/DTC Venture Royale	1987	31-2218	—
XVZ13T/TC/U/UC Venture	87-88	31-2218	—
XVZ13D Venture Royale	89-93	31-2218	—
XV1600 Road Star	99-03	31-2218	—
XV1600 Road Star Limited	2000	31-2218	—
XV1600 Road Star Silverado	99-01	31-2218	—
XV1700 Road Star	03-13	31-2218	—

SHOP EQUIP & TOOLS

HARD PARTS

CARB & FUEL

IGNITION/ELECTRICAL

CONTROL

SUSPENSION

ACCESSORIES

**Toll Free:**  
**800-727-6767**

# STEERING STEM & SWINGARM BEARINGS

SHOP EQUIP & TOOLS

HARD PARTS

CARB & FUEL

IGNITION/ELECTRICAL

CONTROL

SUSPENSION

ACCESSORIES

YAMAHA ATV Application	Year	Steering Bearings	Swingarm Bearings
YFA1W Breeze Moto-4	1989	—	31-4962(kit)
YFA1B~YFA1R Breeze Moto-4	91-03	—	31-4962(kit)
YT125N Tri-Moto ATV	1985	31-5817	—
YT175J/K Tri-Moto ATV	82-83	31-5817	—
YFM200DX Moto-4	86-89	—	31-0825
YFS200U~R Blaster	88-03	—	31-0830
YTM200K Tri-Moto	1983	31-5817	—
YTM200N Tri-Moto	1984	31-5832	—
YFM225S/T/U Moto-4	86-88	—	31-0825
YTM225D Tri-Moto	83-85	31-5817	31-0825
YTM225D Tri-Moto	85-86	31-5832	31-0825
YFB250D Timberwolf	92-95	—	31-0825
YFB250FW Timberwolf	94-95	—	31-0825
YFM250W/A/B Moto-4	89-91	—	31-0825
YFM350ER Moto-4	87-95	—	31-0825
YFM350FW Big Bear	87-96	—	31-0825
YFM350FX Wolverine	1995	—	31-0825
YFM350X Warrior	87-03	—	31-0830
YFP350U Terrapro	1988	—	31-0830
YFZ350 Banshee	87-06	—	31-0830
YFM400F Kodiak	93-95	—	31-0825

YAMAHA Dual Sport/Offroad Application	Year	Steering Bearings	Swingarm Bearings
DT50U/W/A	88-90	31-5817	—
YZ50G	1980	31-5817	—
JT2/JT2MX-60	1972	31-5817	—
YZ60H/J/K	81-83	31-5817	—
BW80S/T/U/A	86-90	31-5817	—
DT80H/J/K	81-83	31-5817	—
GT1/GTMX-80	1973	31-5817	—
GT80A~G	74-80	31-5817	—
GTMXA/MXB/MXC-80	74-76	31-5817	—
GTMXD/MXE/MXF-80	77-79	31-5817	—
MX80G/H/J	80-82	31-5817	—
TY80A/B Trials	74-75	31-5817	—
YZ80	74-83	31-5817	—
HT1/HT1B/HT1BM-90 Enduro	70-71	31-5817	—
TTR90	00-07	31-5817	—
DT100A~K	74-83	31-5817	—
LT2/LT3-100	72-73	31-5817	—
MX100A/B	74-75	31-5817	—
MX100F/G/H/J/K	79-83	31-5817	—
RS100B/C	75-76	31-5817	—
RT100A~M	90-00	31-5817	—
YZ100	76-81	31-5817	—
YZ100J/K	82-83	31-2218	—
LT2M/LT2MX-100	72-73	31-5817	—
AT1-125 Enduro	69-71	31-5817	—
AT1M/AT1MB-125	69-70	31-5817	—
AT1MX MX-125	71-73	31-5817	—
AT2/AT3-125 Enduro	72-73	31-5817	—
DT1 250 Enduro	68-79	31-5817	—
DT125A~H Enduro	74-81	31-5817	—
IT125G/H	80-81	31-5817	—
MX125A/B/C	74-76	31-5817	—
XT125J/K/KC Dual Sport	82-83	31-5817	—
YZ125	96-09	31-2246	31-0831
YZ125	77-82	31-2218	—
YZ125A/B/C/X	74-76	31-5817	—
YZ125K/L/N/S	83-86	31-2218	31-0830
YZ125T/U/W/A/B/D1	87-92	31-2227	31-0831
YZ125E1/F1/G1	93-95	31-2241	31-0831
YZ125	96-09	31-2246	—
CT1/B/C/CT2/CT3-175 Enduro	69-73	31-5817	—
DT175A/B/C	74-76	31-5817	—
DT175F/G/H	79-81	31-5817	—
IT175D/E/F/G/H/J/K	77-83	31-2218	—

YAMAHA Dual Sport/Offroad Application	Year	Steering Bearings	Swingarm Bearings
MX175A/B	74-75	31-5817	—
MX175G/H/J	79-81	31-5817	—
TY175B/C Trials	75-76	31-5817	—
YZ175C	1976	31-5817	—
BW200N/S/ES/ET/EU	85-88	31-5817	—
IT200L/N/S	84-86	31-2218	31-0830
TW200 Trailway	87-13	31-5817	—
WR200RD	1992	31-2227	31-0830
XT200J/K/KC Dual Sport	82-83	31-5817	—
TT-R230	05-11	31-2218	—
DT1CMX/DT1MX-250	1971	31-5817	—
DT2MX-250	1972	31-5817	—
IT250D/E/F/G/H/J	77-82	31-2218	—
IT250K	1983	31-2218	31-0830
MX250/A/B	73-75	31-5817	—
TT-R250N/NC/P/PC Offroad	01-02	31-2241	—
TT250G/H/J Offroad	80-82	31-5817	—
TT250RL/RLC Offroad	1999	31-2241	—
TY250A/C/D Trials	74-77	31-5817	—
WR250ZB/ZD/ZE Offroad	91-93	31-2227	31-0831
WR250ZF/ZG/ZH/ZJ Offroad	94-97	31-2241	31-0831
WR250F Offroad WR250X	02-11	31-2246	—
WR250R Dual Sport	08-13	31-2246	31-0831
WR250X Supermoto	08-10	31-2246	31-0831
XT250G/H/J/K/KC Dual Sport	80-83	31-5817	—
XT250L/LC Dual Sport	1984	31-2218	—
YZ250A/B/C	74-76	31-5817	—
YZ250D/E/F/G/H/J	77-82	31-2218	—
YZ250E1/F1/G1	93-95	31-2241	31-0831
YZ250K/L/N/S	83-86	31-2218	31-0830
YZ250T/U/W/A1/B1/D1	87-92	31-2227	31-0831
YZ250 Offroad 2-stroke	96-11	31-2246	31-0831
YZ250F Offroad 4-stroke	01-11	31-2246	31-0831
TT350S/T Offroad	86-87	31-2218	31-0830
XT350N/NC~M/MC Dual Sport	85-00	31-2218	31-0830
DT360A	1974	31-5817	—
MX360/A	73-74	31-5817	—
RT1-RT 360 Enduro	70-73	31-5817	—
RT1M/RT1/RT2MX-360	70-72	31-5817	—
YZ360A/B	74-75	31-5817	—
DT400B/C/D/E	75-78	31-5817	—
IT400C	1976	31-5817	—

## STEERING BEARING INSTALLER

A new approach to steering bearing installation! This system utilizes specially designed aluminum inserts to quickly and accurately install lower steering bearings.

Simply choose the correct insert, slide the setting driver over the steering tube, and tap the bearing into place with a hammer. Comes with inserts & driver.

35-4544 Steering Bearing Installer Tool



35-4544



## YAMAHA Dual Sport/Offroad

Application	Year	Steering Bearings	Swingarm Bearings
IT400D/E/F	77-79	31-2218	—
MX400B	1975	31-5817	—
WR400F Offroad 4-stroke	98-02	31-2246	31-0831
YZ400C	1976	31-5817	—
YZ400D/E/F	77-79	31-2218	—
YZ400FK/FL Offroad 4-stroke	98-99	31-2246	31-0831
IT425G	1980	31-2218	—
WR426F Offroad 4-stroke	01-02	31-2246	31-0831
YZ426F Offroad 4-stroke	00-02	31-2246	31-0831
WR450F Offroad 4-stroke	05-09	31-2246	31-0831
YZ450F Offroad 4-Stroke	03-12	31-2246	31-0831
IT465H/J	81-82	31-2218	—
YZ465G/H	80-81	31-2218	—
IT490K/L	83-84	31-2218	31-0830
YZ490J	1982	31-2218	—
YZ490K/L/N/S/T	83-86	31-2218	31-0830
YZ490T (requires 2 pks)	1987	31-2218	31-0830
YZ490U/W/A (inner)	88-90	31-2218	31-0831
SC500/A Scrambler	73-74	31-5817	—
TT500C/D/E/F/G/H Offroad	76-81	31-5817	—
WR500ZD/ZE	92-93	31-2227	31-0831
XT500C/D/E/F/G/H Dual Sport	76-81	31-5817	—
XT550J/K Dual Sport	82-83	31-2218	—
TT600K/L/N/S Offroad	83-86	31-2218	31-0830
XT600L/LC-G/GC	84-95	31-2218	31-0830

## SWINGARM BEARING KITS

Replacement shaft and bearings reduce wear, improve handling. **Made in Japan.**



### HONDA

<b>31-6923</b> 2 x Needle Bearings, 2 x Thrust Washers, 1 x Shaft.			
CB500/K1/K2	71-73	CB750A Automatic	76-78
CB550/K1	74-75	CB750K	
CB550K	76-78	CB750K	75-78
CB550F Super Sport	75-77	CB750F Super Sport	75-78

**31-6926** 2 x Needle Bearings, 2 x Thrust Washers, 1 x Shaft  
CBX1000 1979

**31-2279** 1 x Needle Bearings, 1 x Collar, 2 x Ball Bearings, 1 x Dust Seal  
VFR800 02-09 VTR1000 98-05

**31-2280**  
XL600V 89-90

### KAWASAKI

**31-6924** 4 x Needle Bearings, 2 x Thrust Washers, 1 x Shaft, 2 x Spacers.  
Z1/A/B-900 73-75 KZ900A4/A5 76-77  
KZ900B1 LTD 1976

### YAMAHA

**31-0905** 4 x Needle Bearings, 2 x Thrust Washers, 1 x Shaft,  
RD250/A/B 73-75 XJ550H/J/K Maxim 81-83  
RD350/A/B 73-75 XJ550RH/RJ/RK Seca 81-83  
RD400C/D/E/F 76-79 XS650 (all) 76-83  
XS400 77-81

**Note:** Does not fit XS400 Seca/Maxim models 82-83

**31-2281** 2 x Needle Bearings, 1 x Shaft  
FZ6 04-06

**31-2282** 2 x Needle Bearings, 1 x Shaft  
YZF-R6 03-05

**31-2283** 2 x Needle Bearings, 1 x Shaft, 1 x Dust Seal  
YZF-R6 99-02

**31-2284** 2 x Needle Bearings, 1 x Shaft  
YZF-R1 98-03


## WHEEL SEALS FOR ATVS

Sold pk/4.

**80-6523** Rear Seal 52 x 62 x 7mm 91252-HA2-003

### HONDA APPLICATIONS

ATC250R	85-86
ATC350X	85-86
TRX250R	86-89
TRX250X	87-92
TRX300EX/X	93-09
TRX400EX/X	99-12
TRX450R/ER	04-12



## MOTION PRO SWINGARM BEARING TOOL

This tool is designed for installation of the swingarm bearings on late model Japanese motorcycles. Using the correct size insert (various sizes included in kit) and the puller, the bearing can be installed into the swingarm. Sold as a kit.

**35-0213** Motion Pro Swingarm Bearing Tool

## SWINGARM BUSHINGS

Bronze replacement bushings. **Made in Japan** to OEM specifications. Sold 2 per kit.



### KAWASAKI

<b>31-8083</b>	
S1B/C-250 (2 stroke triple)	74-75
S2-350 (2 stroke triple)	1973
S3/S3A-400 (2 stroke triple)	74-78
H1B/E/F-500 (2 stroke triple)	72-76
KZ650B1/C1	1977
H2B/H2C-750 (2 stroke triple)	74-75
Z1/A/B/B1 900	73-76

### YAMAHA

<b>31-8083</b>	
XS360D/2D	1977
XS400	77-80
TX/XS650, All	73-81

SHOP EQUIP & TOOLS

HARD PARTS

CARB & FUEL

IGNITION/ELECTRICAL

CONTROL

SUSPENSION

ACCESSORIES

SHOP EQUIP & TOOLS

HARD PARTS

CARB & FUEL

IGNITION/ELECTRICAL

CONTROL

SUSPENSION

ACCESSORIES



## WHEEL BEARINGS

Japanese-made single row bearings. Sold each. "Z" indicates single metal-shielded bearing "ZZ" indicates double metal-shielded bearing, "2RS" indicates double rubber sealed bearing. No letter designation indicates Unshielded Bearing. **Made in Japan.**

K&L P/N	BEARING#	SIZE	NOTES
00-0843	6003-ZZ	17x35x10	Double Metal Shielded
31-5697	6004-ZZ	20x42x12	Double Metal Shielded
31-5694	6004-2RS	20x42x12	Double Rubber Sealed
31-5710	6007-ZZ	35x62x14	Double Metal Shielded
31-5690	6007-2RS	35x62x14	Double Rubber Sealed
31-5693	6008-2RS	40x68x15	Double Rubber Sealed
31-5689	6202-2RS	15x35x11	Double Rubber Sealed
31-5712	6203-ZZ	17x40x12	Double Metal Shielded
31-5688	6203-2RS	17x40x12	Double Rubber Sealed
31-5687	6205-2RS	25x52x15	Double Rubber Sealed
31-5721	6301Z	12x37x12	Single Metal Shielded
31-5722	6302Z	15x42x13	Single Metal Shielded
31-5733	6302-ZZ	15x42x13	Double Metal Shielded
31-5686	6302-2RS	15x42x13	Double Rubber Sealed
31-5723	6303Z	17x47x14	Single Metal Shielded
31-5724	6304Z	20x52x15	Single Metal Shielded
31-5736	6904-2RS	20x37x9	Double Rubber Sealed
31-5829	6908-2RS	40x62x12	Double Rubber Sealed

## REAR WHEEL NEEDLE BEARING/BUSHING KITS

High-quality kits include replacement needle bearings and bushings, plus oil seals where applicable. **Made in Japan**

### YAMAHA

31-2468	Qt 1 bearing, Qt 1 Bushing	
YZF-R6		99-02
YZF-R7		99-00
YZF-R1		98-11
XJR-1300		04-06
FZS1000 FZ-1		01-05
31-2470	Qt 1 bearing, Qt 1 Bushing	
YZF-R6		03-10
YZF-R6S		03-09
FZ6-N		04-09
31-2472	Qt 1 bearing Qt 1 Bushing, Qt 1 Oil Seal	
XV1700 Road Star		04-11
31-2473	Qt 1 bearing Qt 1 Bushing, Qt 1 Oil Seal	
XVZ13 Royal Star		96-11
31-2474	Qt 1 bearing Qt 1 Bushing, Qt 1 Oil Seal	
VMX1200 V-Max		86-06
XV12TD Venture		1988
XV13TD Venture		89-90



31-2468



31-2473



## EBC DOT 4 BRAKE FLUID

General purpose glycol fluid with wet boiling point of 260°C/500°F for modern motorcycle brake systems. CANNOT be mixed with Dot 5 silicone fluids. Sold in 8.8 oz. bottle.

35-7123 Dot 4 Brake Fluid 8.8 oz.

35-7123



33-1129

## NISSIN MASTER CYLINDERS

Nissin remote reservoir master cylinders have powerful stopping performance. Lever angle is adjustable to several different positions. Three different color combinations now available. **Made in Japan.**

- 33-1043 Brake Master Cylinder 14mm piston silver
- 33-1133 Brake Master Cylinder 14mm piston black
- 33-1126 Clutch Master Cylinder 14mm piston gold
- 33-1129\* Brake Master Cylinder 5/8" piston silver
- 33-1130\* Brake Master Cylinder 5/8" piston black
- 33-1131 Brake Master Cylinder 5/8" piston gold

\*Note: These Master Cylinders come with mirror mount



33-1076

33-1091

33-1077

33-1108

33-1098

## REPLACEMENT PARTS

- 33-1044 Clutch Master Cylinder Rebuild Kit 14mm
- 33-1076 Brake Master Cylinder Rebuild Kit 14mm
- 33-1077 Clutch Master Cylinder Reservoir Tank & Hose
- 33-1091 Brake Master Cylinder Reservoir Tank & Hose
- 33-1098 Clutch Lever (4 Position)
- 33-1108 Brake Lever (4 Position)



33-1138

33-1139

## NISSIN RADIAL MASTER CYLINDERS

Radial master cylinder body lets the lever flow fluid directly through the vertical master cylinder giving precise and powerful brake feel. The lever is adjustable to several different positions. (Banjo bolt required, use M10x P1.25.)

**Note: It is also necessary to change the brake line.**

- 33-1135 Radial Brake Master Cylinder. 19mm Gold w/ Black lever
- 33-1136 Radial Brake Master Cylinder. 17mm Black w/ Black lever
- 33-1138 Radial Brake Master Cylinder. 19mm Black w/ Silver lever
- 33-1139 Radial Brake Master Cylinder. 19mm Black w/ Black lever
- 33-1143 Radial Clutch Master Cylinder. 19mm Gold w/ Silver lever
- 33-1144 Radial Brake Master Cylinder. 19mm Gold w/ Silver lever
- 33-1148 Radial Clutch Master Cylinder. 19mm Gold w/ Black lever

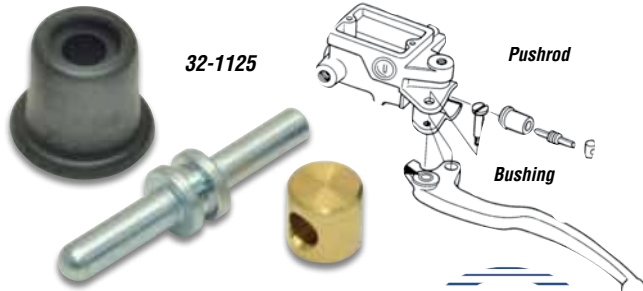


33-1143

33-1135

33-1148

33-1136



## K&L CLUTCH MASTER CYLINDER PUSHROD & BUSHING SET

3 piece set includes pushrod, bushing, and rubber boot. Numerous Applications, see partial listing below. If your application is not listed see reference numbers below. **Made in Japan.**



HONDA	Reference#	Description
32-1125	22884-MB0-006	Clutch Master Cylinder Pushrod
	22885-MB0-006	Bushing
	45504-410-003	Rubber Boot

RC30/RC45	All
VF/VFR 500, 750, 1000, 1100 Magna Sabre & Interceptor	83 on
CB550/650/700 Nighthawk	83-85
VT700/750/800/1100 Shadow	83 on
VFR800 Interceptor	83 on
PC800 Pacific Coast	All
CB/CBR1000, 1100	87 on
VTR1000 Superhawk	98 on
ST1100,1300	91 on
GL1200, 1500, 1800 Goldwing, Valkyrie, Rune	84 on

KAWASAKI	Reference#	Description
32-1125	13116-1110	Clutch Master Cylinder Pushrod
	92028-1310	Bushing
	49016-1044	Rubber Boot

ZX750 Ninja, ZX7, ZX7R	87 on
ZL900, 1000 Eliminator	84 on
ZX900 Ninja, 900 ZX9R	84 on
ZX1000 Ninja 1000R	86 on
ZG1000 Concours	86 on
ZX1000, 1100 Ninja ZX10, ZX11	88 on
ZR1100, 1200	92 on
ZX1200 ZZR1200	02 on
ZG1200 Voyager	86 on
VN1500, 1600 Vulcan	87 on

SUZUKI	Reference#	Description
32-1125	59871-08A00	Clutch Master Cylinder Pushrod
	59892-08A00	Bushing
	59666-44300	Rubber Boot

GV700GLF/GLF2 Madura	1985
VS700/750 /800 Intruder	86 on
GSX-R750G/H	86-87
RF900RR	94-97
DL1000 V-Strom	02-12
SV/TL1000	98-07
GSX-R1100	86-98
GSX1100F Katana	88-93
GSX1100GM/GN/GP Shaft	91-93
GSF1200 Bandit	97-04
GV1200 Madura	85-86
GSX1300R Hayabusa	99-07
GV1400G Cavalcade	86-88
VS1400 Intruder	87 on
VL1500 Intruder	98-04



## K&L MASTER CYLINDER RESERVOIR REBUILD KITS

Kits include mounting o-ring, plastic reservoir (oil cup), diaphragm, reservoir cap and reservoir cap screws. **Made in Japan.**

### HONDA

#### 32-8043

Qty	OEM Ref P/N	Description
1	45511-463-006	Reservoir (Oil Cup)
1	45520-422-026	Diaphragm
1	45513-422-672	Reservoir Cap (Oil Cup Cap)
1	45516-422-006	O-Ring-39.7 x 3.5mm
4	93600-04037-1G	Reservoir Cap Screw 4x37mm
4	90137-422-006	Reservoir Cap Screw 4x35mm

#### Application

Application	Year
CB/CM400	79-80
CX500	79-80
CB650	79-80
CB750 D.O.H.C.	79-80
CB900C Custom	80-81
CBX Super Sport	79-80
GL1000K Goldwing	1979
GL1100 Goldwing	80-81

#### 32-1317

Qty	OEM Ref P/N	Description
1	45511-371-003	Reservoir (Oil Cup)
1	45520-371-003	Diaphragm
1	45516-371-003	O-Ring
2	45509-371-003	Inner Reservoir Cap

#### Application

Application	Year
GL1000K Goldwing	75-78

#### 32-8047

Qty	OEM Ref P/N	Description
1	45511-MA5-671	Reservoir (Oil Cup)
1	45520-MA5-672	Diaphragm
1	45513-MA5-671	Reservoir Cap (Oil Cup Cap)
1	45516-166-006	O-Ring
2	93600-04045-1G	Reservoir Cap Screw 4x45mm

#### Application

Application	Year	Application	Year
CB/CM400	1981	CB750 D.O.H.C.	81-83
CB/CM450	82-83	CB900C	1982
CX500	81-82	CB900F	81-82
GL500/I	81-82	CBX Super Sport	81-82
CB650	81-82	GL1100 Goldwing	82-83
GL650/I	1983		

### SUZUKI

#### 32-8059

Qty	OEM Ref P/N	Description
1	59687-45100	Reservoir (Oil Cup)
1	59667-45100	Diaphragm
1	59669-45130	Reservoir Cap (Oil Cup Cap)
1	59686-45100	O-Ring
4	59691-45100	Reservoir Cap Screw 4x45mm

#### Application

Application	Year
GN400XT/XX	80-81
GS450	80-83
GS750ET/EX	80-81
GS850GT/GX	80-81
GS1000GT/GX	80-81

SHOP EQUIP & TOOLS

HARD PARTS

CARB & FUEL

IGNITION/ELECTRICAL

CONTROL

SUSPENSION

ACCESSORIES

# MASTER CYLINDER RESERVOIR DIAPHRAGMS

SHOP EQUIP & TOOLS

HARD PARTS

CARB & FUEL

IGNITION/ELECTRICAL

CONTROL

SUSPENSION

ACCESSORIES



## K&L MASTER CYLINDER RESERVOIR DIAPHRAGMS

Sold in pack/2.  
Here is the fix for leaking Master Cylinder reservoirs. These **Made in Japan** diaphragms are available for many popular applications, be sure to check the Interchange Guide below if your bike is not listed. This is the easiest way to stop bikes (and owners) from weeping, make sure to order a selection for your Parts and Service Departments today! Sold in packs of Two Diaphragms.

### PART INTERCHANGE GUIDE

Note: O.E. #'s listed for reference use only

K&L#	MFG	REPLACES
32-7621	Honda	45520-MM5-006
32-7633	Honda	45520-MG7-006
32-7634	Honda	45520-300-000
32-7638	Honda	45520-371-01
32-7639	Honda	45520-KV3-006
32-7640	Honda	45520-MA5-672
32-7641	Honda	45520-422-026
32-7662	Kawasaki	43028-1058
32-7702	Kawasaki	43028-1057
32-7703	Kawasaki	43028-1067
32-7704	Suzuki	59667-49460
32-7705	Suzuki	59667-18441
32-7709	Suzuki	59667-04700
32-7706	Yamaha	4L0-25854-00-00
32-7707	Yamaha	4HM-25854-00-00
32-7708	Yamaha	56A-25854-00-00

HONDA Street Application	Year	Front	Rear	Clutch
CB50R	2004	32-7633	—	—
NSR50R	2004	32-7633	32-7633	—
NSF100	2006	32-7633	—	—
CBR250R/RA	11-13	32-7633	—	—
CMX250C/CD Rebel	85-12	32-7633	—	—
CB400F CB-1	89-90	—	32-7633	—
CB500F/FA	2013	32-7633	32-7633	—
CBR500R/RA	2013	32-7633	32-7633	—
CB550 S.O.H.C.	74-78	32-7634	—	—
CBR600F Hurricane	87-90	—	32-7633	—
CBR600F2	91-94	32-7621	32-7634	—
CBR600F3	95-98	32-7621	32-7634	—
CBR600F4	99-04	32-7621	32-7634	—
CBR600RR	03-06	32-7621	32-7633	—
CBR600RR	07-12	32-7634	—	—
CBR600RR/RA	07-12	—	32-7633	—
FSC600/A/D Silver Wing	02-12	32-7621	32-7621	—
VT600	88-89	32-7621	—	—
VT600C Shadow	88-07	32-7621	—	—
NT650 Hawk GT	88-91	—	32-7633	—
NSA700A	2009	32-7621	32-7634	—
NT700V/VA	10-11	32-7621	32-7634	—
CB750 Nighthawk	91-03	32-7621	—	—
CB750 D.O.H.C.	79-83	32-7640	—	—
CB750K S.O.H.C.	69-78	32-7634	—	—
VF750C Magna	93-01	32-7621	—	—
VFR750F	90-97	32-7621	32-7634	32-7621
VFR750F Interceptor	90-93	—	32-7634	—

### HONDA Street

Application	Year	Front	Rear	Clutch
VT750 Shadow	98-07	32-7621	—	—
VFR800FI Interceptor	98-06	32-7621	32-7634	32-7621
CB900F	02-07	32-7621	32-7634	—
CBR900RR	93-99	32-7639	32-7634	—
CB1000	94-95	—	32-7633	—
CB1000R	2013	32-7634	32-7634	—
CBR1000RR	04-07	—	32-7633	—
CBR1000RR	04-05	32-7639	—	—
CBR1000RR	06-12	32-7634	—	—
CBX1000	79-80	32-7641	—	—
GL1000K Goldwing	75-78	32-7638	—	—
VTR1000F	98-05	—	32-7633	—
CB1100/A	11-13	32-7621	32-7634	32-7621
CBR1100XX Blackbird	97-06	32-7621	32-7634	32-7621
GL1100 Goldwing	80-81	32-7641	—	—
GL1100 Goldwing	82-83	32-7640	—	—
ST1100	91-02	32-7621	32-7634	32-7621
VT1100C2 Shadow	95-05	32-7621	—	—
GL1200 Goldwing	84-87	32-7640	—	32-7640
VFR1200F/FD	10-12	—	32-7634	—
ST1300A	03-12	32-7621	32-7634	32-7621
VT1300C All	10-12	32-7621	32-7634	—
VTX1300A	03-09	32-7621	32-7634	—
GL1500 Goldwing	88-03	32-7621	32-7638	32-7621
GL1500C Valkyrie	97-00	32-7621	32-7633	32-7621
GL1500C Valkyrie (All)	97-03	—	32-7633	—
GL1800C Goldwing	01-12	32-7621	—	32-7621
VTX1800	02-08	32-7621	32-7634	32-7621

### HONDA ATV

Application	Year	Front	Rear	Clutch
ATC200X	83-85	—	32-7633	—
ATC200X	86-88	32-7633	32-7633	—
ATC250R	83-84	—	32-7633	—
ATC250R	85-86	32-7633	32-7633	—
ATC350X	85-86	32-7633	32-7633	—
TRX200	90-91	32-7633	—	—
TRX200D	91-97	32-7633	—	—
TRX200SX	87-88	32-7633	—	—
TRX250	97-01	32-7633	—	—
TRX250EX	01-08	32-7633	—	—
TRX250R	86-89	32-7633	32-7633	—
TRX250TE/TM	02-12	32-7633	—	—
TRX250X	87-92	32-7633	32-7633	—
TRX250X	09-12	32-7633	—	—
TRX300	88-92	32-7633	—	—
TRX300	96-00	32-7633	—	—
TRX300EX	93-08	32-7633	32-7633	—
TRX300X	2009	32-7633	32-7633	—
TRX350FE/FM/TE/TM	00-03	32-7633	—	—
TRX400EX	99-08	32-7633	—	—
TRX400X	09-12	32-7633	—	—
TRX450R/ER	04-12	32-7633	—	—
TRX500FE/FM	2012	32-7633	—	—
TRX500FPE/FPM	2012	32-7633	—	—
TRX700XX	08-09	32-7633	—	—

## HONDA Dual Sport/Offroad

Application	Year	Front	Rear	Clutch
CRF230L	08-09	32-7633	_____	_____
CRF230M	2009	32-7633	_____	_____
NX250 Dualsport	88-90	32-7633	_____	_____
XR250L	91-96	32-7633	_____	_____
XR250R	84-95	32-7633	_____	_____
XL350R	84-85	32-7633	_____	_____
XR350R	84-85	32-7633	_____	_____
XR500R	83-84	32-7633	_____	_____
XL600V	89-90	32-7633	_____	_____
XR600R	85-00	32-7633	_____	_____
XL600R	83-87	32-7633	_____	_____
NX650 Dualsport	88-89	32-7633	_____	_____
XR650L Dualsport	93-12	32-7633	_____	_____

## HONDA SCOOTER

Application	Year	Front	Rear	Clutch
NHX110	2010	32-7633	_____	_____
SH150i	2010	32-7633	_____	_____
CN250	86-05	32-7633	_____	_____
NSS250/A	01-07	32-7633	32-7633	_____
PS250	05-06	32-7633	32-7633	_____

## KAWASAKI STREET

Application	Year	Front	Rear	Clutch
EL250 Eliminator	88-94	32-7662	_____	_____
EX250F Ninja	86-07	32-7662	32-7702	_____
EX250J Ninja	08-12	_____	32-7702	_____
ER500	99-02	32-7662	_____	_____
EX500A/D Ninja	87-09	32-7662	_____	_____
ZR550B Zephyr	90-93	32-7662	32-7702	_____
ZX600A/B Ninja 600R	85-87	32-7662	32-7702	_____
ZX600C Ninja 600R	88-97	32-7662	32-7702	_____
ZX600D/E ZX-6	90-03	32-7662	32-7702	_____
ZX600G/J ZX-6R	98-08	32-7702	32-7702	_____
ZX600K/M/N ZX-6RR	03-06	32-7702	32-7702	_____
ZX600P ZX-6R	07-08	32-7702	_____	_____
ZX600R ZX-6R	09-12	32-7702	32-7702	_____
ZX636 ZX-6R	02-06	32-7702	32-7702	_____
KLE650 Versys	08-12	_____	32-7702	_____
ER650 ER-6n	09-10	_____	32-7702	_____
EX650 Ninja	06-08	32-7662	32-7702	_____
EX650 Ninja	09-12	_____	32-7702	_____
ZR750C Zephyr	91-93	32-7662	32-7702	_____
ZR750H ZR-7S	01-05	32-7662	32-7702	_____
ZX750F Ninja 750R	87-90	32-7662	32-7702	32-7662
ZX750 ZX-7/ZX-7R	89-03	32-7702	32-7702	_____
ZX750 ZX-7RR	96-97	32-7702	32-7702	_____
VN800C/E Drifter	99-06	_____	32-7702	_____
VN900 Vulcan, All	06-12	32-7662	32-7702	_____
ZL900/1000 Eliminator	85-87	32-7662	32-7702	32-7662
ZX900/1000 Ninja	84-87	32-7662	32-7702	32-7662
ZX900 ZX-9R	98-03	32-7702	_____	_____
KZ1000 P21/P22/P24	02-05	32-7662	_____	_____
VN1000	03-08	32-7662	_____	_____
ZG1000 Concours	86-06	32-7662	32-7702	32-7662
ZL1000	1987	32-7662	_____	_____
Z1000	03-06	32-7662	_____	_____
ZX1000B ZX-10	89-90	32-7662	32-7702	32-7662
ZX1000C/D ZX-10R	04-07	32-7702	32-7702	_____
ZX1000D/E/F ZX-10R	08-10	32-7702	_____	_____
ZX1000G/H Ninja 1000	11-12	32-7702	_____	_____
ZX1000J/K ZX-10R	11-12	32-7702	_____	_____
ZR1100A Zephyr	92-95	32-7662	32-7702	32-7662
ZX1100C/D ZX-11	90-01	32-7662	32-7702	32-7662
ZG1200 Voyager XII	86-03	32-7662	32-7702	32-7662
ZX1200C ZZR-1200	02-05	32-7662	32-7702	32-7662
ZX1200 ZX-12R	00-06	32-7662	32-7702	_____
ZRX1200R	01-05	32-7662	_____	_____
ZN1300	87-89	32-7662	_____	_____
ZX1400 ZX-14R	06-12	32-7702	32-7702	_____

## KAWASAKI STREET

Application	Year	Front	Rear	Clutch
VN1500 Vulcan, All	87-08	_____	32-7702	_____
VN1500	00-03	32-7662	32-7702	_____
VN1600 Vulcan, All	03-08	32-7662	32-7702	32-7662
VN1700 Vulcan, All	10-12	_____	32-7702	_____
VN2000 Vulcan, All	04-10	32-7662	32-7702	_____

## KAWASAKI ATV

Application	Year	Front	Rear	Clutch
KLF300 A1/A2	88-94	32-7662	_____	_____
KLF300 B11/B12	98-99	32-7662	_____	_____
KLF300 C10/C11	98-99	32-7662	_____	_____

## KAWASAKI Off-Road

Application	Year	Front	Rear	Clutch
KX65	00-07	32-7703	32-7703	_____
KX85	01-07	32-7703	32-7703	_____
KX125	94-07	32-7703	32-7703	_____
KX250	94-07	32-7703	32-7703	_____
KLX300	97-03	32-7703	32-7703	_____
KX450F	06-07	32-7703	32-7703	_____
KX500	92-01	32-7703	32-7703	_____
KLX650	93-01	32-7703	32-7703	_____



## SUZUKI

Application	Year	Front	Rear	Clutch
GS500	89-02	32-7704	_____	_____
GSF600 Bandit	95-04	32-7704	32-7709	_____
GSX600F Katana	88-06	32-7704	_____	_____
GSX-R600	92-05	32-7705	32-7709	_____
GSX-R600	96-12	32-7705	_____	_____
RF600R	93-96	32-7704	32-7709	_____
DL650 V-Strom	04-12	32-7704	32-7709	_____
SV650	99-08	32-7704	32-7709	_____
SV650S	99-08	32-7705	_____	_____
GSX750F Katana	89-06	32-7704	_____	_____
GSX-R750	88-05	32-7705	32-7709	_____
GSX-R750	06-12	32-7705	_____	_____
VL800 Volusia	01-06	32-7704	_____	_____
VS800 Intruder	92-09	32-7704	_____	32-7704
RF900R	94-97	32-7704	_____	_____
DL1000 V-Strom	02-12	32-7704	32-7709	32-7704
GSX-R1000	01-06	32-7705	32-7709	_____
GSX-R1000	07-12	32-7705	_____	_____
SV1000S	03-07	32-7705	_____	_____
TL1000S	97-01	32-7705	32-7709	_____
TL1000R	98-03	32-7705	32-7709	_____
GSX1100F Katana	88-93	32-7704	_____	32-7704
GSX-R1100	86-98	32-7704	_____	32-7704
GSF1200 Bandit	97-06	32-7704	32-7709	32-7704
GSX-R1300 Hayabusa	99-12	32-7704	32-7709	32-7704
VS1400 Intruder	87-09	32-7704	32-7709	32-7704
VL1500 Intruder	98-06	32-7704	_____	32-7704

SHOP EQUIP & TOOLS

HARD PARTS

CARB & FUEL

IGNITION/ELECTRICAL

CONTROL

SUSPENSION

ACCESSORIES

SHOP EQUIP & TOOLS

HARD PARTS

CARB & FUEL

IGNITION/ELECTRICAL

CONTROL

SUSPENSION

ACCESSORIES



32-7706

32-7708

### YAMAHA Street

Application	Year	Front	Rear	Clutch
SRX250	1987	32-7706	_____	_____
XV250 Route 66	88-90	32-7706	_____	_____
XV250 Virago	88-07	32-7706	_____	_____
XV250 V-Star	08-12	32-7706	_____	_____
XT350	85-00	32-7706	_____	_____
XS400	82-83	32-7706	_____	_____
XV500 Virago	1983	32-7706	_____	_____
XV535 Virago	87-00	32-7706	_____	_____
XJ550 Maxim	89-02	32-7706	_____	_____
XJ550 Seca	89-02	32-7706	_____	_____
XZ550 Vision	82-83	32-7706	_____	_____
XT600	84-02	32-7706	_____	_____
XJ650 Maxim	80-83	32-7706	_____	_____
XJ700 Maxim	85-86	32-7707	_____	_____
XJ700 Maxim X	85-86	32-7707	_____	_____
XV700 Virago	84-87	32-7707	_____	_____
XJ750 Maxim	82-83	32-7707	_____	_____
XV750 Virago	81-83	32-7706	_____	_____
XV750 Virago	88-97	32-7707	_____	_____
XV920K/MK Virago	1983	32-7706	_____	_____
FZ1000S FZ1	01-05	32-7707	_____	_____

### YAMAHA ATV

Application	Year	Front	Rear	Clutch
YFS200 Blaster	03-06	32-7706	_____	_____
YFM250B Bruin 2WD	05-06	32-7706	_____	_____
YFM250B Big Bear 2WD	07-09	32-7706	_____	_____
YFM250X Bear Tracker	02-04	32-7706	_____	_____
YFM350FW Big Bear 4WD	87-11	32-7706	_____	_____
YFM350FX Wolverine 4WD	95-09	32-7706	_____	_____
YFM350 Grizzly	07-11	32-7706	_____	_____
YFM350R Raptor	04-11	32-7706	_____	_____
YFM350U Big Bear 2WD	96-99	32-7706	_____	_____
YFM350X Warrior	87-04	32-7706	_____	_____
YFZ350 Banshee	87-06	32-7706	_____	_____
YFM400F Kodiak 4WD	93-06	32-7706	_____	_____
YFM400FG Grizzly 4WD	07-08	32-7706	_____	_____
YFM450FG Grizzly 4WD	07-11	32-7706	_____	_____
YFZ450	04-06	32-7706	_____	_____
YFM600FW Grizzly	98-01	32-7706	_____	_____
YFM660F Grizzly	02-08	32-7706	_____	_____
YFM660R Raptor	01-05	32-7706	_____	_____

### YAMAHA Off-Road

Application	Year	Front	Rear	Clutch
YZ80	93-96	32-7708	_____	_____
YZ85	02-04	32-7708	_____	_____
TTR125/L	00-11	32-7708	_____	_____
YZ125	94-95	32-7708	_____	_____
YZ125	02-03	32-7708	_____	_____
TTR225	99-04	32-7706	_____	_____
YZ250	94-95	32-7708	_____	_____
YZ250	02-03	32-7708	_____	_____
YZ250F	01-03	32-7708	32-7708	_____
WR250	95-96	32-7708	_____	_____
WR250F	01-03	32-7708	32-7708	_____
WR426F	01-02	32-7708	_____	_____
YZ426F	01-02	32-7708	32-7708	_____
WR450F	2003	32-7708	_____	_____
YZ450F	2003	32-7708	_____	_____

## MASTER CYLINDER CONNECTING SET

This **Made in Japan** kit allows replacement of this commonly crash damaged component; and contains one each of the following: Connector, Dust Cover, O-Ring, and Snap Ring



32-7601

### 32-7601 Master Cylinder Connecting Set

#### HONDA Street

Application	Year
CBR600RR	07-10
CBR900RR	92-03
CBR1000RR	04-10
GL1500	97-03
RC51	00-06
VTX1800C	02-08
VTR1000	97-04

#### HONDA Dirt

CR80R/RB	96-02
CR85R/RB	03-07
CR125R	94-97
CR250R	92-96

#### YAMAHA Street

TZ125	99-00
TZ250	99-01
FZR600R	94-95
YZF600R	96-04
YZF-R6	99-09
YZF-R6 LTD	2006
YZF-R7	1999
YZF750	94-98
FZR1000	91-95
YZF-R1	98-03

#### YAMAHA Dirt

WR250F	01-02
YZ250F	01-02
WR400F	98-00
WR426F	01-02
YZ400F	00-01
YZ426F	00-01

#### SUZUKI Street

Application	Year
GSX-R600	97-09
SV650	99-08
GSX-R750	88-08
GSX-R1000	01-09
SV1000	03-07
TL1000	98-03
TL1000S	97-01

#### SUZUKI Dirt

RM125N-S	92-95
RM125K1-K6	01-06
RM250P-S	93-95
RM250K1-K6	01-06
DR250	90-95
DR350S	90-98

#### KAWASAKI Street

ZX600G1/G2 ZX-6R	98-02
ZX600 ZX-6RR	03-06
ZX636A1P ZX-6R	02-11
ZX750P1-P7 ZX-7R	96-03
ZX750N1 ZX-7RR	96-98
ZX750J1/J2 ZXR	89-95
ZX750M1/M2 ZXR	93-94
ZX900 ZX-9R	98-03
ZX1000 ZX-10R	04-11
ZX1400	06-11



35-5900

## MITYVAC DELUXE VACUUM TESTER KIT

Kit includes accessories needed to bleed brake systems and test basic vacuum related systems in the engine, ignition and fuel. Instruction manual and molded plastic carrying case included.

**35-5900** Mityvac Deluxe Vacuum Tester Kit



## K&L MASTER CYLINDER REBUILD KITS

These attractively packaged high quality kits are sourced directly from the OEM manufacturers. Most kits contain all the necessary components to completely rebuild the master cylinder. *Made in Japan.*

32-1075



32-1118



32-8048



32-1085



32-4249



SHOP EQUIP & TOOLS

HARD PARTS

CARB & FUEL

IGNITION/ELECTRICAL

CONTROL

SUSPENSION

ACCESSORIES

### K&L MASTER CYLINDER KIT INTERCHANGE GUIDE *Note: O.E. #'s listed for reference use only*

HONDA			
K&L#	MFG	REPLACES	
32-4142	Honda	22886-MAT-E01	
32-4250	Honda	22886-MB4-305	
32-1081	Honda	22886-MBO-305	
32-7557	Honda	22886-MCS-G01	
32-1458	Honda	43520-422-305	
32-1075	Honda	43520-461-771	
32-4268	Honda	43520-463-315	
32-4271	Honda	43520-MA5-305	
32-7574	Honda	43520-MAJ-G41	
32-7496	Honda	43520-MAT-E01	
32-4236	Honda	43520-MB2-305	
32-4272	Honda	43520-MB9-781	
32-7497	Honda	43520-MBG-006	
32-7498	Honda	43520-MCS-G01	
32-4249	Honda	43520-MG9-305	
32-1080	Honda	43520-MJ6-305	
32-7494	Honda	43520-MZ2-305	
32-4267	Honda	43530-410-305	
32-1341	Honda	45530-371-305	
32-1101	Honda	45530-377-305	
32-1324	Honda	45530-410-305	
32-1464	Honda	45530-442-315	
32-1102	Honda	45530-463-305	
32-1078	Honda	45530-471-831	
32-1105	Honda	45530-HA8-771	
32-1107	Honda	45530-HC5-006	
32-1476	Honda	45530-HC5-006	
32-4188	Honda	45530-KCE-671	
32-4234	Honda	45530-KJ1-701	
32-7575	Honda	45530-KJ1-702	
32-1150	Honda	45530-KN5-305	
32-1109	Honda	45530-KV3-305	
32-1079	Honda	45530-MA4-671	
32-1100	Honda	45530-MA5-671	
32-7561	Honda	45530-MAJ-G41	
32-1115	Honda	45530-MCJ-751	
32-7590	Honda	45530-MEL-006	
32-3809	Honda	45530-MEN-J01	
32-1112	Honda	45530-MFJ-D01	
32-4245	Honda	45530-MG9-951	
32-4247	Honda	45530-MM8-671	
32-1474	Honda	45530-MN9-305	
32-7573	Honda	45530-MR7-305	
32-7563	Honda	45620-MBG-026	
32-3811	Honda	43520-KZ4-J42	

KAWASAKI			
K&L#	MFG	REPLACES	
32-4222	Kawasaki	43015-S010	
32-0855	Kawasaki	43020-0010	
32-0856	Kawasaki	43020-0015	
32-8053	Kawasaki	43020-1019	
32-8052	Kawasaki	43020-1023	
32-1096	Kawasaki	43020-1054	
32-1095	Kawasaki	43020-1055	
32-8056	Kawasaki	43020-1056	
32-4228	Kawasaki	43020-1057	
32-4063	Kawasaki	43020-1071	
32-8061	Kawasaki	43020-1079	
32-4230	Kawasaki	43020-1094	
32-0853	Kawasaki	43020-1098	
32-2380	Kawasaki	43020-1109	
32-4159	Kawasaki	43020-1112	
32-1082	Kawasaki	43020-S004	
32-4188	Kawasaki	43020-S008	
32-8048	Kawasaki	43073-001	

SUZUKI			
K&L#	MFG	REPLACES	
32-1120	Suzuki	59600-01810	
32-1082	Suzuki	59600-04810	
32-1121	Suzuki	59600-24810	
32-1119	Suzuki	59600-29810	
32-1082	Suzuki	59600-36820	
32-4188	Suzuki	59600-36830	
32-1083	Suzuki	59600-45831	
32-1118	Suzuki	59600-45850	
32-1122	Suzuki	59600-45860	
32-1086	Suzuki	59800-08810	
32-4219	Suzuki	69600-04810	
32-4222	Suzuki	69600-04820	
32-4139	Suzuki	69600-34820	
32-1097	Suzuki	69600-45820	

TRIUMPH			
K&L#	MFG	REPLACES	
32-1118	Triumph	2020003-T0301 (14mm)	
32-1122	Triumph	2020002-T0301 (5/8")	
32-4228	Triumph	T2020031 (14mm)	

YAMAHA			
K&L#	MFG	REPLACES	
32-4034	Yamaha	1FK-W0042-50-00	
32-1085	Yamaha	1J3-W0041-20-00	
32-4031	Yamaha	1J3-W0042-50-00	
32-7549	Yamaha	1WG-W0042-50-00	
32-1089	Yamaha	23L-W0041-00-00	
32-4021	Yamaha	29L-W0042-50-00	
32-4025	Yamaha	2GH-W0042-50-00	
32-4033	Yamaha	2H7-W0042-00-00	
32-4146	Yamaha	2KW-W0099-00-00	
32-4717	Yamaha	3GD-W0042-00-00	
32-4153	Yamaha	3GM-W0099-00-00	
32-7591	Yamaha	3SP-W0041-00-00	
32-4719	Yamaha	4BA-W0042-50-00	
32-1084	Yamaha	4H7-W0041-00-00	
32-0857	Yamaha	4H7-W0041-50-00	
32-1480	Yamaha	4K0-W0041-50-00	
32-4204	Yamaha	4SS-W0042-50-00	
32-2299	Yamaha	4SV-W0041-00-00	
32-4008	Yamaha	535-W0041-60-00	
32-1088	Yamaha	56A-W0041-00-00	
32-7592	Yamaha	5DM-W0041-50-00	
32-4029	Yamaha	5EL-W0042-50-00	
32-4714	Yamaha	5LP-W0041-00-00	
32-7594	Yamaha	5MT-W0041-00-00	
32-0858	Yamaha	5NY-W0041-00-00	
32-7593	Yamaha	5PX-W0041-00-00	
32-3813	Yamaha	5UN-W0042-50-00	
32-0859	Yamaha	5XC-W0041-00-00	
32-1116	Yamaha	8CR-W0041-00-00	

# MASTER CYLINDER REBUILD KITS

## K&L MASTER CYLINDER REBUILD KITS

These attractively packaged high quality kits are sourced directly from the OEM manufacturers. Contains all the necessary components to completely rebuild the master cylinder. **Made in Japan.**

SHOP EQUIP & TOOLS

HARD PARTS

CARB & FUEL

IGNITION/ELECTRICAL

CONTROL

SUSPENSION

ACCESSORIES

HONDA Street				
Application	Year	Front	Rear	Clutch
CB50R	2004	32-1474	32-1080	—
NSR50R	2004	32-1078	32-1080	—
NSF100	2006	32-1078	32-1080	—
NHX110	2010	32-1078	—	—
CB125TT	1990	32-1079	—	—
PCX125	2011	32-1078	—	—
SH150I	2010	32-1078	—	—
CBR250R	11-13	32-1474	32-4236	—
CBR250RA ABS	11-13	32-1078	32-4236	—
CMX250C Rebel 250	85-87	32-1078	—	—
CMX250C Rebel 250	96-09	32-1078	—	—
CN250 Helix (Scooter)	86-87	32-1079	—	—
CN250 Helix (Scooter)	92-01	32-1079	—	—
NSS250 Reflex (RH)	01-07	32-1078	—	—
(LH)		32-1079	—	—
NX250	88-90	32-1474	—	—
PS250 Big Ruckus	05-06	32-1078	32-1079	—
VTR250R Interceptor	88-90	32-1078	—	—
XR250L Dual Sport	91-96	32-7575	32-4236	—
CB360/G	73-74	32-1101	—	—
CB360T	75-76	32-1101	—	—
CB400F Super Sport	75-77	32-1101	—	—
CB400F CB1	89-90	32-1474	32-4236	—
CB400TII Hawk II	1979	32-1464	—	—
CB400T Hawk	1980	32-1464	—	—
CB400T Hawk	1981	32-1079	—	—
CM400A Automatic	79-80	32-1464	—	—
CM400A Automatic	1981	32-1079	—	—
CM400C Custom	1981	32-1079	—	—
CM400T	79-80	32-1464	—	—
CM400T	1981	32-1079	—	—
CB450SC Nighthawk	82-83	32-1079	—	—
CB450SC Nighthawk	85-86	32-1079	—	—
CB450T Hawk	1982	32-1079	—	—
CM450A Automatic	82-83	32-1079	—	—
CM450C Custom	82-83	32-1079	—	—
CMX450C Rebel	86-87	32-1078	—	—
CB500F/FA	2013	32-1078	—	—
CB500R/RA	2013	32-1078	—	—
CB500T	75-76	32-1101	—	—
CX500	1979	32-1464	—	—
CX500C Custom	1979	32-1464	—	—
CX500C Custom	1980	32-1102	—	—
CX500C Custom	81-82	32-1079	—	—
CX500D Deluxe	79-80	32-1464	—	—
CX500D Deluxe	1981	32-1079	—	—
CX500TC	1982	32-1100	32-1075	—
FT500 Ascot (Single)	82-83	32-1079	32-1075	—
GB500	89-90	32-1078	—	—
GL500 Silver Wing	81-82	32-1079	—	—
GL500I Interstate	81-82	32-1100	—	—
VF500C Magna	84-85	32-1079	—	32-1081
VF500F Interceptor	84-86	32-1100	32-1080	32-1081
VT500C Shadow	83-86	32-1079	—	—
VT500FT Ascot	83-84	32-1079	—	—
CB550F Super Sport	75-76	32-1101	—	—
CB550K	1976	32-1101	—	—
CB550SC Nighthawk	1983	32-1079	—	32-1081
CB600F	04-06	32-1078	32-4236	—
CBR600F Hurricane	87-90	32-1079	32-1080	—
CBR600F2 Hurricane	91-94	32-1078	32-1080	—
CBR600F3 Hurricane	95-97	32-1078	32-4236	—
CBR600F3/SE	1998	32-4245	32-4236	—
CBR600F4 Hurricane	99-06	32-1100	32-4236	—
CBR600F	04-05	32-1100	32-4236	—
CBR600RR	03-06	32-1115	32-4249	—
CBR600RR	07-14	32-1112	32-4236	—
CBR600RA ABS	09-14	32-1112	32-4236	—



HONDA Street				
Application	Year	Front	Rear	Clutch
CBR600SJR Replica	1996	32-1078	32-4236	—
FSC600 Silver Wing	02-13	32-1474	32-1078	—
VT600C Shadow VLX	88-93	32-4247	—	—
VT600C Shadow VLX	94-97	32-1474	—	—
VT600C Shadow	99-07	32-1474	—	—
VT600CD Shadow Deluxe	1993	32-4247	—	—
VT600CD Shadow Deluxe	94-07	32-1474	—	—
CB650	79-80	32-1464	—	—
CB650	81-82	32-1079	—	—
CB650C Custom	1980	32-1464	—	—
CB650C Custom	1981	32-1100	—	—
CB650SC Nighthawk	1982	32-1100	—	—
CB650SC Nighthawk	83-85	32-1100	—	32-1081
CX650C Custom	1983	32-1079	—	—
CX650T Turbo	1983	32-1100	32-1075	—
GL650 Silver Wing	1983	32-1100	—	—
NT650 Hawk GT	88-91	32-1078	32-1080	—
NX650	88-89	32-1474	—	—
XR650L Dual Sport	93-12	32-7575	32-1080	—
CB700SC Nighthawk	84-86	32-1100	—	32-1081
NC700X/XD	2013	—	32-4236	—
NSA700A DN-01	2009	32-1079	—	—
NT700V	2010	32-1078	—	—
VF700C Magna	84-86	32-1100	—	32-1081
VF700C Magna	1987	32-1078	—	32-1081
VF700F Interceptor	84-85	32-1100	32-4236	32-1081
VFR700F/F2 Interceptor	86-87	32-1100	32-1080	32-1081
VF700S Sabre	84-85	32-1100	—	32-1081
VT700C Shadow	84-85	32-1100	—	32-1081
VT700C Shadow	86-87	32-1079	—	32-1081
CB750 Nighthawk	91-93	32-1474	—	—
CB750 Nighthawk	95-03	32-1474	—	—
CB750A Automatic	1976	32-1101	—	—
CB750C Custom	1980	32-1464	—	—
CB750C Custom	81-82	32-1100	—	—
CB750F Super Sport	75-76	32-1101	—	—
CB750F Super Sport	79-80	32-1102	32-1458	—
CB750F Super Sport	81-82	32-1100	32-1075	—
CB750K0/K1/K2	69-72	32-1101	—	—
CB750K3/K4/K5	73-75	32-1101	—	—
CB750K	1976	32-1101	—	—
CB750K	79-80	32-1464	—	—
CB750K	81-82	32-1079	—	—
CB750L LTD	1979	32-1464	—	—
CB750SC Nighthawk	82-83	32-1100	—	—
RVF750R (RC45)	1994	32-1109	32-4236	32-1081
VF750C Magna	82-83	32-1100	—	32-1081
VF750C Magna	1988	32-1078	—	32-1081
VF750C Magna	94-03	32-1474	—	—
VF750CD Magna Deluxe	95-96	32-1474	—	—
VF750C2 Magna Deluxe	97-00	32-1474	—	—
VF750F Interceptor	83-84	32-1100	32-4236	32-1081
VFR750F Interceptor	1986	32-1100	32-1080	32-1081
VFR750F	90-97	32-1078	32-1080	32-1081
VFR750R (RC30)	1990	32-7573	32-4236	32-1081
VF750S Sabre	82-83	32-1100	—	32-1081
VT750C Shadow	1983	32-1100	—	32-1081
VT750C Shadow	98-11	32-1474	—	—
VT750CD Shadow ACE	98-03	32-1474	—	—
VT750DC Shadow Spirit	01-07	32-1474	—	—

# MASTER CYLINDER REBUILD KITS

## K&L MASTER CYLINDER REBUILD KITS

These attractively packaged high quality kits are sourced directly from the OEM manufacturers. Contains all the necessary components to completely rebuild the master cylinder. **Made in Japan.**



32-1078



32-1081



32-1075



32-1080

<b>HONDA Street</b>				
<b>Application</b>	<b>Year</b>	<b>Front</b>	<b>Rear</b>	<b>Clutch</b>
VT750RS Shadow RS	10-11	32-1474	_____	_____
PC800 Pacific Coast	89-90	32-1079	_____	32-1081
PC800 Pacific Coast	94-98	32-1079	_____	32-1081
VFR800FI Interceptor	98-99	32-7561	32-7497	32-1081
Piston Set, Second Master		32-7563	_____	_____
VFR800FI Interceptor	00-01	32-7561	32-7497	32-4142
Piston Set, Second Master		32-7563	_____	_____
VFR800FI Interceptor	02-09	32-1079	_____	32-4142
Piston Set, Second Master		32-7563	_____	_____
VT800C Shadow	1988	32-1078	_____	32-1081
CB900C Custom	1980	32-1102	32-1458	_____
CB900C Custom	1981	32-1102	32-1075	_____
CB900C Custom	1982	32-1100	32-1075	_____
CB900F Super Sport	81-82	32-1100	32-1075	_____
CB900F (919)	02-07	32-1079	32-1080	_____
CBR900RR	93-97	32-1109	32-4249	_____
CBR900RR	98-99	32-7573	32-4249	_____
CBR929RE	2001	_____	32-4249	_____
CBR929RR	00-01	_____	32-4249	_____
CBR954RR	02-03	32-1115	32-4249	_____
CB1000	94-95	32-1079	32-4236	32-1081
CB1000C Custom	1983	32-1100	32-1075	_____
CB1000R	2013	_____	_____	32-4142
CB1100/A	2013	32-1079	_____	32-4142
CBR1000F Hurricane	87-88	32-1100	32-1080	32-1081
CBR1000F Hurricane	90-91	32-1079	32-1080	32-1081
CBR1000F Hurricane	93-96	32-4245	_____	32-1081
CBR1000RR	04-05	32-7590	32-4249	32-4142
CBR1000RR	06-07	32-7590	32-4236	32-4142
CBR1000RR	08-14	32-7590	32-4236	_____
CBR1000RA ABS	09-14	32-7590	32-4236	_____
CBX1000	79-80	32-1102	32-1458	_____
CBX1000	81-82	32-1100	32-1075	_____
GL1000K Goldwing	75-77	32-1341	_____	_____
GL1000K Goldwing	1978	32-1324	32-4267	_____
GL1000K Goldwing	1979	32-1102	32-4267	_____
GL1000L Goldwing LTD	1976	32-1341	_____	_____
RVT1000R RC51	00-01	_____	32-4236	32-4142
RVT1000R RC51	02-06	32-1115	32-4236	32-4142
VF1000F Interceptor	1984	32-1100	32-4236	32-1081
VF1000R	85-86	32-1100	32-1080	32-1081
VTR1000F Super Hawk	98-04	32-1109	32-4236	32-1081
VTR1000F Super Hawk	2005	32-1079	32-4236	32-1081
CB1100F Super Sport	1983	32-1100	32-1075	_____
CBR1100XX Blackbird	1998	32-7561	32-7494	32-1081
Piston Set, Second Master		32-7574	_____	_____
CBR1100XX Blackbird	99-06	32-7561	32-7496	32-4142
Piston Set, Second Master		32-7574	_____	_____
GL1100 Goldwing	80-81	32-1102	32-4268	_____
GL1100 Goldwing	1982	32-1100	32-4271	_____
GL1100 Goldwing	1983	32-1079	32-4272	_____
GL1100A Aspencade	1982	32-1100	32-4271	_____
GL1100A Aspencade	1983	32-1079	32-4272	_____
GL1100I Interstate	80-81	32-1102	32-4268	_____
GL1100I Goldwing Interstate	1982	32-1100	32-4271	_____
GL1100I Goldwing Interstate	1983	32-1079	32-4272	_____

<b>HONDA Street</b>				
<b>Application</b>	<b>Year</b>	<b>Front</b>	<b>Rear</b>	<b>Clutch</b>
ST1100	91-02	32-1079	32-1080	32-1081
ST1100A (ABS)	92-95	32-1079	32-1080	32-1081
ST1100A (ABS)	96-02	32-7561	32-7494	32-1081
VF1100C Magna	83-86	32-1100	32-1075	32-4250
VF1100S Sabre	84-85	32-1100	_____	32-4250
VT1100C Shadow	87-90	32-4247	_____	_____
VT1100C Shadow	92-96	32-4247	_____	_____
VT1100C Shadow Spirit	98-07	32-1078	_____	_____
VT1100C2 Shadow ACE	95-07	32-1078	32-1080	_____
VT1100C3 Shadow Aero	98-02	32-1078	32-1080	_____
VT1100D2 Shadow ACE	1999	32-1078	32-1080	_____
VT1100T Shadow Tourer	98-01	32-1078	32-1080	_____
GL1200 Goldwing	1984	32-1079	32-4249	32-4250
GL1200A Aspencade	84-87	32-1078	32-4249	32-4250
GL1200I Interstate	84-87	32-1078	32-4249	32-4250
GL1200L Goldwing LTD	1985	32-4245	32-4249	32-4250
GL1200SEi	1986	32-4245	32-4249	32-4250
VFR1200F	2010	_____	_____	32-4142
ST1300A	03-08	32-7561	32-7498	32-7557
ST1300	03-07	32-7561	32-7498	32-7557
ST1300	08-10	_____	32-7498	32-7557
ST1300A ABS	03-07	32-7561	32-7498	32-7557
ST1300A ABS	08-10	_____	32-7498	32-7557
ST1300P Police	2003	32-1079	32-1080	32-1081
ST1300P/PA Police	05-11	32-7561	32-7498	32-7557
VT1300CR/CS/CT/CX	10-14	32-1078	32-4236	_____
VT1300CRA/CSA/CXA	10-14	32-1078	_____	_____
VTX1300C	04-09	32-1474	32-1080	_____
VTX1300R	05-09	32-1474	32-1080	_____
VTX1300S	03-04	32-1078	32-1080	_____
VTX1300S	05-07	32-1474	32-1080	_____
VTX1300T	08-09	32-1474	32-1080	_____
GL1500 Goldwing	88-90	32-4245	32-4249	32-4250
GL1500A Aspencade	91-00	32-4245	32-4249	32-4250
GL1500I Interstate	91-96	32-4245	32-4249	32-4250
GL1500SE	90-00	32-4245	32-4249	32-4250
GL1500C Valkyrie	97-00	32-1079	32-4236	32-4250
GL1500CF Interstate	01-03	32-1079	32-4236	32-4250
GL1500CT Tourer	99-00	32-1079	32-4236	32-4250
GL1800 Goldwing Piston Set, 2nd Master	01-06	32-7574	_____	_____
VTX1800C	02-07	32-1079	32-7496	32-4142
VTX1800F	05-08	32-1079	32-7496	32-4142
VTX1800N	04-08	32-1079	_____	32-4142
VTX1800R	02-07	32-1079	_____	32-4142
VTX1800S	02-06	32-1079	_____	32-4142
VTX1800T	07-08	32-1079	_____	32-4142

**Toll Free: 800-727-6767**

**www.klsupply.com**

SHOP EQUIP & TOOLS

HARD PARTS

CARB & FUEL

IGNITION/ELECTRICAL

CONTROL

SUSPENSION

ACCESSORIES

# MASTER CYLINDER REBUILD KITS

SHOP EQUIP & TOOLS

<b>HONDA ATV</b>				
<i>Application</i>	<i>Year</i>	<i>Front</i>	<i>Rear</i>	<i>Clutch</i>
ATC200X	83-85	—	<b>32-1094</b>	—
ATC200X	86-87	<b>32-1078</b>	<b>32-4236</b>	—
TRX200 Fourtrax 200	1984	<b>32-1078</b>	—	—
TRX200 Fourtrax 200	90-91	<b>32-1078</b>	—	—
TRX200D Fourtrax Type II	91-97	<b>32-1078</b>	—	—
TRX200SX Fourtrax	86-88	<b>32-1078</b>	—	—
ATC250R	83-84	—	<b>32-1094</b>	—
ATC250R	85-86	<b>32-1078</b>	<b>32-1094</b>	—
TRX250 Fourtrax 250	85-86	<b>32-1078</b>	—	—
TRX250 Fourtrax 250	1987	<b>32-1105</b>	—	—
TRX250 Recon	97-01	<b>32-1078</b>	—	—
TRX250EX Sportrax 250EX	01-08	<b>32-1078</b>	—	—
TRX250R Fourtrax 250R	1986	—	<b>32-4236</b>	—
TRX250R Fourtrax 250R	87-89	<b>32-7575</b>	<b>32-4236</b>	—
TRX250TE Fourtrax Recon ES	02-14	<b>32-1078</b>	—	—
TRX250TM Fourtrax Recon	02-14	<b>32-1078</b>	—	—
TRX250X Fourtrax 250X	87-88	<b>32-7575</b>	<b>32-1080</b>	—
TRX250X Fourtrax 250X	91-92	<b>32-7575</b>	<b>32-1080</b>	—
TRX250X	09-11	<b>32-1078</b>	—	—
TRX300 Fourtrax 300	88-00	<b>32-1078</b>	—	—
TRX300EX Fourtrax 300EX	93-00	<b>32-7575</b>	<b>32-1080</b>	—
TRX300EX Sportrax 300EX	01-04	<b>32-7575</b>	<b>32-1080</b>	—
TRX300EX	05-08	<b>32-1078</b>	<b>32-1080</b>	—
TRX300FW Sportrax 300 4x4	1988	<b>32-1107</b>	—	—
TRX300FW Sportrax 300 4x4	90-00	<b>32-1107</b>	—	—
TRX300X	2009	<b>32-1078</b>	<b>32-1080</b>	—
ATC350X	85-86	<b>32-1078</b>	—	—
TRX350 Fourtrax 4x4	86-87	<b>32-1078</b>	—	—
TRX350D Foreman 4x4	1987	<b>32-1078</b>	—	—
TRX350D Foreman 4x4	88-89	<b>32-1105</b>	—	—
TRX350 Rancher 4x4 /ES	00-03	<b>32-1078</b>	—	—
TRX350TM Fourtrax Rancher	00-03	<b>32-1078</b>	—	—
FL400R Pilot	89-90	<b>32-1105</b>	<b>32-1105</b>	—
TRX400EX Fourtrax 400 EX	99-00	<b>32-1078</b>	<b>32-4236</b>	—
TRX400EX Sportrax 400 EX	01-08	<b>32-1078</b>	<b>32-4236</b>	—
TRX400FW Foreman ES	95-03	<b>32-1107</b>	—	—
TRX400X	2009	<b>32-1078</b>	<b>32-4236</b>	—
TRX450R	04-09	<b>32-1105</b>	<b>32-1080</b>	—
TRX450ER	06-12	<b>32-1105</b>	<b>32-1080</b>	—
TRX450FE/ FM	02-04	<b>32-1107</b>	—	—
TRX450R Fourtrax 450R	04-09	<b>32-1105</b>	<b>32-1080</b>	—
TRX450S/ ES	98-01	<b>32-1107</b>	—	—
TRX500FA Rubicon	01-04	<b>32-1107</b>	—	—
TRX500FGA	2004	<b>32-1107</b>	—	—
TRX650FA/ FGA	03-05	—	<b>32-4249</b>	—
TRX680FA/ FGA	06-07	—	<b>32-4249</b>	—
TRX700XX	08-09	<b>32-1105</b>	<b>32-1080</b>	—

HARD PARTS

CARB & FUEL

IGNITION/ELECTRICAL

CONTROL

SUSPENSION

ACCESSORIES

<b>HONDA Dual Sport/Offroad</b>				
<i>Application</i>	<i>Year</i>	<i>Front</i>	<i>Rear</i>	<i>Clutch</i>
CR80R	92-97	—	<b>32-1080</b>	—
CR80R	98-99	<b>32-1150</b>	<b>32-1080</b>	—
CR80R	00-02	<b>32-4188</b>	<b>32-1080</b>	—
CR80RB Expert	98-99	<b>32-1150</b>	<b>32-1080</b>	—
CR80RB Expert	00-02	<b>32-4188</b>	<b>32-1080</b>	—
CR85R/ RB	03-07	<b>32-4188</b>	<b>32-1080</b>	—
CR125R	1986	<b>32-1150</b>	—	—
CR125R	87-98	<b>32-1150</b>	<b>32-1080</b>	—
CR125R	99-01	<b>32-4188</b>	<b>32-1080</b>	—
CR125R	02-07	<b>32-4188</b>	<b>32-3811</b>	—
CRF150R/ RB	07-09	<b>32-4188</b>	<b>32-3811</b>	—
CRF230L	08-14	<b>32-1078</b>	<b>32-4236</b>	—
CRF230M	2009	<b>32-1078</b>	<b>32-4236</b>	—
CR250R	1986	<b>32-1150</b>	—	—
CR250R	87-98	<b>32-1150</b>	<b>32-1080</b>	—
CR250R	99-01	<b>32-4188</b>	<b>32-1080</b>	—
CR250R	02-07	<b>32-4188</b>	<b>32-3811</b>	—
CRF250R	04-06	<b>32-4188</b>	<b>32-3811</b>	—
CRF250R	07-14	<b>32-3809</b>	<b>32-3811</b>	—
CRF250X	04-12	<b>32-4188</b>	<b>32-3811</b>	—
NX250	88-90	<b>32-1474</b>	—	—
XR250L Dual Sport	91-96	<b>32-7575</b>	<b>32-4236</b>	—

<b>HONDA Dual Sport/Offroad</b>				
<i>Application</i>	<i>Year</i>	<i>Front</i>	<i>Rear</i>	<i>Clutch</i>
XR250R	90-95	—	<b>32-1080</b>	—
XR250R	96-99	<b>32-1150</b>	<b>32-4236</b>	—
XR250R	00-04	<b>32-4188</b>	<b>32-4236</b>	—
XR350R	1985	<b>32-1150</b>	—	—
XR400R	96-99	<b>32-1150</b>	<b>32-1080</b>	—
XR400R	00-04	<b>32-4188</b>	<b>32-1080</b>	—
CRF450R	02-06	<b>32-4188</b>	<b>32-3811</b>	—
CRF450R	07-14	<b>32-3809</b>	<b>32-3811</b>	—
CRF450X	05-14	<b>32-4188</b>	<b>32-3811</b>	—
CR500R	1986	<b>32-1150</b>	—	—
CR500R	87-97	<b>32-1150</b>	<b>32-1080</b>	—
CR500R	98-01	<b>32-4188</b>	<b>32-1080</b>	—
XR600R	1985	<b>32-1150</b>	—	—
XR600R	91-00	—	<b>32-1080</b>	—
NX650	88-89	<b>32-1474</b>	—	—
XR650L Dual Sport	93-14	<b>32-7575</b>	<b>32-1080</b>	—
XR650R	00-07	<b>32-4188</b>	<b>32-1080</b>	—



<b>KAWASAKI Street</b>				
<i>Application</i>	<i>Year</i>	<i>Front</i>	<i>Rear</i>	<i>Clutch</i>
BN125 Eliminator	01-09	<b>32-0853</b>	—	—
EL250B2/ B3 Eliminator	88-89	<b>32-0853</b>	—	—
EL250E1~E4 Eliminator	91-94	<b>32-0853</b>	—	—
EX250E1/ E2 Ninja 250R	86-87	<b>32-0853</b>	<b>32-4228</b>	—
EX250F2~F19 Ninja 250R	88-07	<b>32-0853</b>	<b>32-4228</b>	—
EX250J Ninja 250R	08-12	<b>32-0853</b>	<b>32-4228</b>	—
EX300 Ninja	2013	—	<b>32-4228</b>	—
S2/ S2A-350 2-stroke triple	72-73	<b>32-8048</b>	—	—
S3/ S3A-400 2-stroke triple	74-75	<b>32-8048</b>	—	—
KH400A3/ A4 2-stroke triple	76-77	<b>32-8048</b>	—	—
KLX400 Dual Sport	2003	<b>32-4188</b>	<b>32-4222</b>	—
KZ400A1/ A2	77-78	<b>32-8048</b>	—	—
KZ400/ D/ D3/ D4	74-77	<b>32-8048</b>	—	—
EN500A1~A7 Vulcan	90-96	<b>32-0853</b>	—	—
EN500 Vulcan 500 LTD	96-09	<b>32-0853</b>	—	—
EX500A1~A7	87-93	<b>32-0853</b>	—	—
EX500D Ninja 500R	94-09	<b>32-8056</b>	<b>32-4230</b>	—
H1B 500 2-stroke triple	1972	<b>32-8048</b>	—	—
H1 500 2-stroke triple	73-75	<b>32-8048</b>	—	—
KH500A8 2-stroke triple	1976	<b>32-8048</b>	—	—
KZ550D1 GPz	1981	<b>32-8052</b>	—	—
KZ550H1/ H2 GPz	82-83	<b>32-8061</b>	<b>32-8053</b>	—
ZX550A1/ A2/ A3 GPz	84-86	<b>32-8061</b>	—	—
ZR550B1/ B2 Zephyr	90-91	<b>32-1096</b>	<b>32-4230</b>	—
ZR550B3/ B4 (Canada)	92-93	<b>32-1096</b>	<b>32-4230</b>	—
ZL600A1/ A2 Eliminator	85-86	<b>32-0853</b>	—	—
ZL600B2/ B3 Eliminator	96-97	<b>32-0853</b>	—	—
ZX600 Ninja 600R	85-87	<b>32-1096</b>	<b>32-4228</b>	—
ZX600B1 Ninja 600RX	1987	<b>32-1096</b>	<b>32-4228</b>	—
ZX600C1~C10 Ninja 600R	88-97	<b>32-1096</b>	<b>32-4228</b>	—
ZX600 Ninja ZX-6	90-93	<b>32-1096</b>	<b>32-4228</b>	—
ZX600E1~E10 Ninja ZX-6	93-02	<b>32-1096</b>	<b>32-4230</b>	—
ZX600E11~E13 ZZR600	03-05	<b>32-1096</b>	<b>32-4230</b>	—
ZX600F Ninja ZX-6R	95-97	<b>32-1096</b>	<b>32-4230</b>	—
ZX600G1 Ninja ZX-6R	1998	<b>32-1096</b>	<b>32-4230</b>	—
ZX600G2 Ninja ZX-6R	1999	<b>32-1096</b>	—	—

## K&L MASTER CYLINDER REBUILD KITS

These attractively packaged high quality kits are sourced directly from the OEM manufacturers. Contains all the necessary components to completely rebuild the master cylinder. *Made in Japan.*

### KAWASAKI Street

Application	Year	Front	Rear	Clutch
ZX600J1/J2/J3 Ninja ZX-6R	00-02	32-1096	—	—
ZX600J ZZR600	05-08	32-1096	—	—
ZX600K1 Ninja ZX-6RR	2003	32-8056	—	—
ZX600M1 Ninja ZX-6R	2004	32-8056	—	—
ZX600P Ninja ZX-6R	07-08	32-0855	32-4230	—
ZX600R Ninja ZX-6R	09-12	32-0855	32-4230	—
ZX636B1/B2 Ninja ZX-6R	03-04	32-8056	—	—
ZX636E/F Ninja ZX-6R	13-14	32-0855	32-4230	—
EJ650A2/A3 W650	00-01	32-0853	—	—
ER650 ER-6n	06-08	32-1096	32-4230	—
ER650 ER-6n	09-11	32-0856	32-4230	—
EX650 Ninja 650R	06-08	32-1096	32-4230	—
EX650 Ninja 650R	09-11	32-0856	32-4230	—
KL650A1~A19 KLR650	87-07	32-0853	32-4230	—
KL650 KLR650	08-11	—	32-4228	—
KL650B2/B3 Tengai KLR	90-91	32-8056	32-4230	—
KLE650 Versys	07-08	32-1096	32-4230	—
KLE650 Versys	09-11	32-0856	32-4230	—
KZ650B1	1977	32-8048	—	—
KZ650C2/C3 Custom	78-79	32-8052	—	—
KZ650D1/D2 SR	78-79	32-8052	—	—
KZ700A1	1984	32-8061	—	—
VN700A1 Vulcan	1985	32-8061	—	—
ZN700A1/A2 LTD Shaft	84-85	32-8061	—	—
H2/A/B/C-750 2-stroke triple	72-76	32-8048	—	—
KZ750B1/B2	76-77	32-8048	—	—
KZ750E1/E2/E3	80-82	32-8052	32-8053	—
KZ750F1 LTD Shaft (4-cyl.)	1983	32-8061	—	—
KZ750H LTD (4-cyl.)	80-83	32-8052	32-8053	—
KZ750L3	1983	32-8061	—	—
KZ750N1/N2 Spectre	82-83	32-8061	32-8053	—
KZ750R1 GPz	1982	32-8061	32-8053	—
VN750A2~A6 Vulcan	86-90	32-8061	—	—
VN750A7~A21 Vulcan	91-06	32-1096	—	—
ZR750C1/C2/C3 Zephyr	91-93	32-1096	—	—
ZR750F2 ZR-7	2000	32-1096	32-4228	—
ZR750H1-H5 ZR-7S	00-05	32-1096	32-4228	—
ZR750K ZR-7S	2006	32-1096	32-4230	—
ZR750L Z750 (Euro)	07-10	—	32-4228	—
ZX750A1/A2/A3 GPz	83-85	32-8061	—	—
ZX750E1/E2 GPz Turbo	84-85	32-8061	—	—
ZX750F Ninja 750R	87-90	32-1096	—	32-1095
ZX750H1/H2 Ninja ZX-7	89-90	32-1096	32-4228	32-1095
ZX750J1/J2 Ninja ZX-7	91-92	32-1096	32-4230	32-1095
ZX750K1/K2 Ninja ZX-7R	91-92	32-1096	32-4230	32-1095
ZX750L1/L2/L3 Ninja ZX-7	93-95	32-1096	32-4230	32-1095
ZX750M1/M2 Ninja ZX-7R	93-94	32-1096	32-4230	32-1095
ZX750N1/N2 Ninja ZX-7RR	96-97	32-1096	32-4228	32-1095
ZX750P1~P8 Ninja ZX-7R	96-03	32-1096	32-4228	32-1095
VN800A1~A11 Vulcan 800	95-05	32-0853	—	—
VN800B Vulcan 800 Classic	96-05	32-0853	—	—
VN800C/E Vulcan 800 Drifter	99-06	32-8056	32-4228	—
Z1/Z1A/Z1B-900	73-75	32-8048	—	—
KZ900A4/A5	76-77	32-8048	—	—
VN900B Classic	06-14	32-0853	32-4228	—
VN900C Custom	07-14	32-0853	32-4228	—
VN900D Classic LT	06-14	32-0853	32-4228	—
ZL900A1/A2 Eliminator	85-86	32-1096	32-4228	32-1095
ZX900A1/A2/A3 Ninja 900R	84-86	32-1096	32-4228	32-1095
ZX900B Ninja ZX-9R	94-97	32-1096	32-4230	32-1095
ZX900C1/C2 Ninja ZX-9R	98-99	32-1096	32-4230	—
ZX900E1/E2 Ninja ZX-9R	00-01	32-1096	32-4230	—
ZX900F1/F2 Ninja ZX-9R	02-03	32-1096	32-4230	—
KZ1000A1	1977	32-8048	—	—
KZ1000A3/A3A/A4 MK II	79-80	32-8052	—	—
KZ1000B2/B3/B4 LTD	78-80	32-8052	—	—



32-1095



32-8048

### KAWASAKI Street

Application	Year	Front	Rear	Clutch
KZ1000C1/C1A~C4 Police	78-81	32-8052	—	—
KZ1000E1/E2 Shaft ST	79-80	32-8052	—	—
KZ1000G1 LTD Classic	1980	32-8052	—	—
KZ1000J1/J2	81-82	32-8052	32-8053	—
KZ1000J3	1983	32-8061	—	—
KZ1000K1/K2 LTD	81-82	32-8052	32-8053	—
KZ1000M1/M2 CSR	81-82	32-8052	32-8053	—
KZ1000P1~P10 Police	82-91	32-8052	32-8053	—
KZ1000P11~P20 Police	92-01	32-1096	—	—
KZ1000P21 Police	2002	32-1096	32-4228	—
KZ1000P24 Police	2005	32-1096	32-4228	—
KZ1000R1 Replica	1982	32-8061	32-8053	—
KZ1000R2 Replica	1983	32-8061	—	—
ZG1000A1~A20 Concours	86-06	32-1096	—	32-1095
ZL1000A1 Eliminator	1987	32-1096	32-4228	32-1095
ZR1000A1/A2/A3 Z1000	03-05	32-1096	32-4230	—
ZR1000B/D Z1000	07-13	32-0855	32-4228	—
ZX1000A1/A2 Ninja 1000R	86-87	32-1096	32-4228	32-1095
ZX1000B1/B2/B3 Ninja ZX-10	88-90	32-1096	—	32-1095
ZX1000C1/C2 Ninja ZX-10R	04-05	32-1096	32-4228	—
ZX1000D Ninja ZX-10R	06-07	32-0855	32-4230	—
ZX1000E/F Ninja ZX-10R	08-10	32-0855	32-4230	—
ZX1000G/H Ninja 1000	11-14	32-0855	32-4228	—
ZX1000J/K Ninja ZX-10R	11-14	32-0855	32-4228	—
KZ1100A1/A2 Shaft	81-82	32-8052	32-8053	—
KZ1100A3 Shaft	1983	32-8052	—	—
KZ1100B1 GPz	1981	32-8052	32-8053	—
KZ1100B2 GPz	1982	32-8061	—	—
KZ1100D1 Spectre	1982	32-8061	32-8053	—
KZ1100D2 Spectre	1983	32-8061	—	—
KZ1100L1 LTD	1983	32-8061	—	—
ZN1100B1/B2 LTD Shaft	84-85	32-8061	—	—
ZR1100A ZR1100	92-95	32-1096	—	32-1095
ZR1100C3/C4 ZRX1100	99-00	32-1096	32-4228	32-1095
ZX1100A1/A2 GPz	83-84	32-8061	—	—
ZX1100C1~C4 Ninja ZX-11	90-93	32-1096	—	32-1095
ZX1100D1~D9 Ninja ZX-11	93-01	32-1096	32-4228	32-1095
ZX1100E1/E2/E3 GPz	95-97	32-1096	32-4230	32-1095

## MOTION PRO HYDRAULIC BRAKE BLEEDER

Makes bleeding brakes a one person job. This unique check valve allows fluid and air to escape while preventing air from re-entering the system. Instructions and hose included.

**Made in U.S.A.**

**35-9761** Motion Pro Hydraulic Brake Bleeder



35-9761

SHOP EQUIP & TOOLS

HARD PARTS

CARB & FUEL

IGNITION/ELECTRICAL

CONTROL

SUSPENSION

ACCESSORIES

# MASTER CYLINDER REBUILD KITS

## K&L MASTER CYLINDER REBUILD KITS

These attractively packaged high quality kits are sourced directly from the OEM manufacturers. Contains all the necessary components to completely rebuild the master cylinder. **Made in Japan.**

SHOP EQUIP & TOOLS

HARD PARTS

CARB & FUEL

IGNITION/ELECTRICAL

CONTROL

SUSPENSION

ACCESSORIES

### KAWASAKI Street

Application	Year	Front	Rear	Clutch
ZX1100F1 GPz (ABS)	1996	32-1096	32-4230	32-1095
ZG1200A1/B Voyager XII	86-03	32-1096	32-4228	32-1095
ZR1200A ZRX1200/B6F Euro	01-06	32-1096	32-4228	32-1095
ZX1200A1/A2 Ninja ZX-12R	00-01	32-1096	32-4228	—
ZX1200B1~B4 Ninja ZX-12R	02-06	32-1096	32-4228	—
ZX1200C ZZR1200	02-05	32-1096	32-4228	32-1095
KZ1300A1/A2/A3/A4	79-82	32-8052	—	—
KZ1300B2 Tourer	1980	32-8052	—	—
ZN1300AVoyager	83-86	32-8061	—	—
ZN1300A5/A6 Voyager	87-88	32-1096	—	—
ZG1400 Concours	08-14	32-0855	32-4228	—
ZX1400 Ninja ZX-14	06-14	32-0855	32-4228	—
VN1500A1~A9 Vulcan 88	87-95	32-0853	32-4228	32-1095
VN1500A10~A12 Vulcan 1500	96-98	32-0853	32-4228	32-1095
VN1500B1~B4 Vulcan 88 SE	87-90	32-0853	32-4228	32-1095
VN1500C3/C4 Vulcan 1500L	96-97	32-0853	32-4228	32-1095
VN1500D Vulcan 1500 Classic	96-97	32-0853	32-4228	32-1095
VN1500E Vulcan 1500 Classic	98-00	32-0853	32-4228	32-1095
VN1500F Vulcan 1500 Classic	01-04	32-8056	32-4228	32-1095
VN1500G Vulcan 1500 Nomad	99-01	32-1096	32-4228	32-1095
VN1500J Vulcan 1500 Drifter	99-00	32-8056	32-4228	32-1095
VN1500L Vulcan Nomad F.I.	00-04	32-1096	32-4228	32-1095
VN1500N Vulcan Classic F.I.	00-02	32-8056	32-4228	32-1095
VN1500N6~N8 Vulcan Classic	06-08	32-8056	32-4228	32-1095
VN1500P Vulcan Mean Streak	02-03	32-1096	32-4228	32-1095
VN1500R Vulcan 1500 Drifter	01-05	32-8056	32-4228	32-1095
VN1500T Vulcan Classic	2006	32-8056	32-4228	32-1095
VN1600A/E Vulcan 1600 Classic	03-07	32-1096	32-4228	32-1095
VN1600B/F Vulcan Mean Streak	04-07	32-1096	32-4228	32-1095
VN1600D/G Vulcan 1600 Nomad	06-07	32-8056	32-4228	32-1095
VN1700A/B Voyager	09-11	—	32-4228	32-1095
VN1700C Nomad	09-10	—	32-4228	32-1095
VN1700E/G Classic/Classic LT	09-11	—	32-4228	32-1095
VN1700J Vaquero	2011	—	32-4228	32-1095
VN2000A1/A2 Vulcan 2000	04-05	32-1096	32-4228	—

### KAWASAKI ATV

Application	Year	Front	Rear	Clutch
KSF250A1 Mojave	1987	32-0853	32-4230	—
KSF250A2~A17 Mojave	88-03	32-8056	—	—
KSF250A18 KFX250 Mojave	2004	32-8056	—	—
KXF250A1/A2 Tecate 4	87-88	32-0853	—	—
KXT250B2 Tecate 3	1987	32-0853	—	—
KEF300A1~A6 Lakota 300	95-02	32-8056	32-4230	—
KEF300B1/B2 Lakota Sport	01-02	32-8056	32-4230	—
KLF300A1/A2 Bayou	86-87	32-8056	—	—
KLF300B1~B17 Bayou 300	88-04	32-8056	—	—
KLF300C1~C16 Bayou 300 4x4	89-04	32-8056	—	—
KVF300A1~A4 Prairie 300 4x4	99-02	32-8056	—	—
KVF300B1~B4 Prairie 300	99-02	32-8056	—	—
KVF360A/B/C Prairie 360	03-11	32-8056	—	—
KLF400B1~B7 Bayou 4x4	93-99	32-8056	—	—
KSF400A1/A2/A3 KFX400	03-06	32-1082	—	—
KVF400A1~A4 Prairie 400 4x4	96-99	32-8056	—	—
KVF400B1 Prairie 400 2x4	1998	32-8056	—	—
KVF400C1~C4 Prairie 400 4x4	99-02	32-8056	—	—
KVF400D1~D4 Prairie 400	99-02	32-8056	—	—
KSF450 KFX450R	08-11	32-0853	32-4230	—
KVF650A/B Prairie 650	02-03	32-8056	—	—
KVF650D/E Brute Force	05-10	32-8056	—	—
KVF650F/G/H Brute Force F.I.	06-11	32-1096	—	—
KSV700A/B/C KFX700 V-Force	04-09	32-8056	—	—
KVF700 Prairie 700 4x4	04-06	32-8056	—	—
KVF750A/B/C Brute Force	05-07	32-1096	—	—
KVF750D/E/F Brute Force	08-11	32-1096	—	—



32-4228

### KAWASAKI Dual Sport/Offroad


Application	Year	Front	Rear	Clutch
KX65	00-11	—	32-4230	—
KX80	88-90	32-4063	32-4230	—
KX80	91-93	32-4063	32-4230	—
KX80	94-96	32-2380	32-4230	—
KX80	97-00	—	32-4230	—
KX85	01-11	32-2293	32-4230	—
KX100	95-96	32-2380	32-4230	—
KX100	97-00	—	32-4230	—
KX100	01-11	32-2293	32-4230	—
KX125	1986	—	32-4230	—
KX125	87-90	32-4063	32-4230	—
KX125	91-92	32-4063	32-4228	—
KX125	1993	—	32-4228	—
KX125	94-96	32-2380	32-4230	—
KX125	97-99	32-4159	32-4230	—
KX125	2000	—	32-4230	—
KX125	01-05	32-2293	32-4230	—
KLX140/L	08-11	—	32-4230	—
KDX200	89-94	32-4063	32-4230	—
KDX200	95-06	32-2380	32-4230	—
KDX220	97-05	32-2380	32-4230	—
KDX250 Offroad	91-94	32-4063	32-4228	—
KL250G Super Sherpa	00-09	—	32-4230	—
KLX250D2/D3/D4 offroad	94-96	32-2380	32-4228	—
KLX250S/SF	06-12	—	32-4230	—
KX250	1986	—	32-4230	—
KX250	87-89	32-4063	32-4230	—
KX250	90-91	32-4063	32-4230	—
KX250	1992	32-4063	32-4228	—
KX250	1993	—	32-4228	—
KX250	94-96	32-2380	32-4230	—
KX250	97-99	32-4159	32-4230	—
KX250	2000	—	32-4230	—
KX250	01-07	32-2293	32-4230	—
KX250F 4 Stroke Offroad	04-11	32-2293	32-4230	—
KLX300A2~A10	97-07	32-2380	32-4230	—
KLX400 Dual Sport	2003	32-4188	32-4222	—
KLX400 Offroad	2003	32-4188	32-4222	—
KLX450R	08-09	32-2293	32-4230	—
KX450F 4 Stroke Offroad	06-11	32-2293	32-4230	—
KX500	1986	—	32-4230	—
KX500	87-88	32-4063	32-4230	—
KX500	89-90	32-4063	32-4230	—
KX500	91-93	32-4063	32-4228	—
KX500	94-96	32-2380	32-4230	—
KX500	97-03	—	32-4230	—
KX500	2004	32-2293	32-4230	—
KL650A1~A19 KLR650	87-07	32-0853	32-4230	—
KL650E KLR650	08-12	—	32-4228	—
KL650 Tengai KLR650	90-91	32-8056	32-4230	—
KLX650A KLX650R	1993	—	32-4228	—
KLX650A KLX650R	94-95	32-2380	32-4228	—
KLX650 Dual Sport	94-96	32-2380	32-4230	—
KLX650D1 KLX650R Offroad	1996	—	32-4230	—

### SUZUKI Street

Application	Year	Front	Rear	Clutch
GN125EV	1997	32-1082	—	—
GN250J	1988	32-1118	—	—
GZ250	99-09	32-1082	—	—
TU250X	2011	32-1082	—	—

## SUZUKI Street

Application	Year	Front	Rear	Clutch
AN400/S Burgman (Scooter)	03-06	—	32-1118	—
AN400 Burgman (Scooter)	07-09	32-1082	32-1082	—
GSF400M/N/P Bandit	91-93	32-1082	32-4222	—
GN400TZ	1982	32-1118	—	—
GS450GAF	1985	32-1118	—	—
GS450LD	1983	32-1118	—	—
GS450LF/LG/LH/LJ	85-88	32-1118	—	—
GS500EK~K2	89-02	32-1082	32-4222	—
GS500F	04-09	32-1082	—	—
GS550EC/EN/ET	79-81	—	32-1097	—
GS550LN/LT/LX	79-81	—	32-1097	—
GS550LD	1983	32-1082	—	—
GS550LF/LG	85-86	32-1082	—	—
GS550MZ	1982	—	32-1097	—
GS550TX	1981	—	32-1097	—
GSF600S Bandit	96-99	32-1118	32-4222	—
GSF600S Bandit	00-03	32-1122	32-4222	—
GSX600F Katana	1988	32-1118	32-4222	—
GSX600F Katana	89-97	32-1122	32-4222	—
GSX600F Katana	98-06	32-1118	32-4222	—
GSX-R600WN/WP	92-93	32-1122	32-4222	—
GSX-R600V/W/X/Y	97-00	32-1118	32-4222	—
GSX-R600K1/K2/K3	01-03	32-1122	32-4222	—
GSX-R600K4-K7	04-07	32-1119	32-4139	—
GSX-R600K8/K9	08-09	32-1120	32-4139	—
GSXR600	10-14	32-1120	—	—
RF600RR/RS/RT	94-96	32-1082	32-4222	—
AN650 Burgman (Scooter)	03-11	32-1082	32-1082	—
DL650 V-Strom	04-06	32-1122	32-4127	—
DL650 V-Strom	07-11	32-1118	32-4139	—
DR650S	90-95	32-1118	—	—
DR650S/SE Dual Sport	96-11	32-1082	32-4222	—
GS650EX/EZ	81-82	—	32-1097	—
GS650GLD	1983	32-1118	—	32-1086
GSX650F	08-09	32-1118	32-4139	32-1086
LS650 Savage	86-11	32-1082	—	—
SFV650 Gladius	2009	32-1118	32-4139	—
SV650/S	99-02	32-1122	32-4222	—
SV650/S	03-09	32-1122	32-4139	—
SV650A/SA (ABS)	07-09	—	32-4139	—
GS700EF 16-Valve	1985	32-1083	—	—
GS700ESF 16-Valve	1985	32-1122	—	—
GV700G Madura	1985	32-1122	—	—
VS700G Intruder	86-87	32-1118	—	32-1086
GS750 8-Valve	77-79	—	32-1097	—
GS750E 16-Valve	80-82	32-1083	—	—
GS750ED 16-Valve	1983	32-1083	—	—
GS750ESD 16-Valve	1983	32-1122	—	—
GS750L	80-81	—	32-1097	—
GS750SD Katana	1983	—	32-1097	—
GSX750F Katana	89-06	32-1118	32-4222	—
GSX-R750	86-87	32-1122	32-4219	32-1086
GSX-R750R	1986	32-1122	32-4219	—
GSX-R750	88-89	32-1118	32-4219	—
GSX-R750	90-92	32-1122	32-4219	—
GSX-R750	93-95	32-1122	32-4222	—
GSX-R750	96-99	32-1122	32-4222	—
GSX-R750	00-03	32-1122	32-4222	—
GSX-R750	04-07	32-1119	32-4139	—
GSX-R750	08-09	32-1120	32-4139	—
GSXR750	10-14	32-1120	—	—
VS750G Intruder	88-91	32-1082	—	32-1086
VL800 Volusia	01-05	32-1082	—	—
VS800G Intruder	92-05	32-1082	—	32-1086
VX800	90-93	32-1082	—	—
VZ800 Marauder	97-09	32-1082	—	—
GS850GT/GX	80-81	32-1083	32-1097	—
GS850G	80-81	—	32-1097	—
GS850G	82-83	32-1083	32-1097	—
RF900RR	94-97	32-1122	32-4222	32-1086
DL1000 V-Strom	02-12	32-1122	32-4139	32-1086
GS1000 8-Valve	78-79	—	32-1097	—



## SUZUKI Street

Application	Year	Front	Rear	Clutch
GS1000S 8-Valve	79-80	—	32-1097	—
GS1000G8-Valve	80-81	32-1083	32-1097	—
GS1000GL 8-Valve	80-81	—	32-1097	—
GS1000SZ Katana	1982	32-1083	32-1097	—
GSX-R1000	01-02	32-1122	32-4222	—
GSX-R1000	03-04	—	32-4139	—
GSX-R1000	05-06	—	32-4139	—
GSX-R1000	07-08	—	32-4139	—
GSX-R1000	09-14	32-1120	—	—
SV1000/S	03-06	32-1122	32-4139	32-1086
TL1000R	98-03	32-1122	32-4222	32-1086
TL1000S	97-01	32-1118	32-4222	—
GS1100LT 8-Valve	1980	—	32-1097	—
GS1100E 16-Valve	80-82	—	32-1097	—
GS1100ED/ESD 16-Valve	1983	—	32-1097	—
GS1100GZ/GD 8-Valve	82-83	32-1083	32-1097	—
GS1100GL 8-Valve	82-83	32-1083	32-1097	—
GS1100GK 8-Valve	82-84	32-1083	32-1097	—
GS1100SD Katana 16-Valve	1983	—	32-1097	—
GSX1100G Shaft	91-93	32-1122	32-4222	32-1086
GSX1100F Katana	88-93	32-1118	32-4222	32-1086
GSX-R1100G/H/J	86-88	32-1122	32-4219	32-1086
GSX-R1100K/L/M/N	89-92	32-1118	32-4219	32-1086
GSX-R1100WP~WW	93-98	32-1122	32-4222	32-1086
GS1150ES3/ESE/ESF	83-85	32-1122	32-1097	—
GS1150EF/EF2/EG/ESG	85-86	32-1083	—	—
GSF1200 Bandit	01-03	32-1122	32-4222	32-1086
GSF1200S Bandit	97-05	32-1122	32-4222	32-1086
GSF1200SAV Bandit	1997	—	32-4222	32-1086
GSF1250S/SA	07-09	32-1118	32-4139	32-1086
GSX1250F	2011	32-1118	32-4139	32-1086
GV1200G Madura	85-86	32-1122	32-4219	32-1086
GSX1300BK/BKA B-King	08-09	—	32-4222	—
GSX1300R Hayabusa	99-07	32-1122	32-4222	32-1086
GSX1300R Hayabusa	08-14	32-1121	32-4222	—
GV1400G Cavalcade	86-88	32-1122	32-4222	32-1086
VS1400G Intruder	87-09	32-1082	—	32-1086
VL1500 Intruder	98-01	32-1082	32-4222	32-1086
VL1500 Intruder/C90	02-06	32-1122	32-4222	32-1086
VL1500T Intruder	07-09	—	32-4222	32-1086
VZ1600 Marauder	04-05	32-1096	32-4228	32-1095
VLR1800	2008	32-1118	—	—
VZR1800 M109	06-11	—	32-4139	—

## SUZUKI ATV

Application	Year	Front	Rear	Clutch
LT230E Quadrunner	87-93	32-1082	32-4222	—
LT230GE Quadrunner	85-86	32-1082	—	—
LT230SF Quadrunner	85-88	32-1082	32-4219	—
LTF230G Quadrunner	86-87	32-1082	—	—
LT250E Quadrunner	85-86	32-1118	—	—
LT250R Quad Racer	85-92	32-1082	32-4219	—
LT250S Quadrunner	89-90	32-1082	32-4219	—
LT-F250 Quadrunner	88-01	32-1118	—	—
LT-F250F	99-02	32-1118	—	—
LT-F250K	02-04	32-1118	—	—
LT-F250F Ozark	02-09	32-1118	—	—
LT-Z250 Quadrunner	04-09	32-1082	—	—

SHOP EQUIP & TOOLS

HARD PARTS

CARB & FUEL

IGNITION/ELECTRICAL

CONTROL

SUSPENSION

ACCESSORIES

# MASTER CYLINDER REBUILD KITS

SUZUKI ATV					
Application	Year	Front	Rear	Clutch	
LT-F300F King Quad	99-02	32-1118	—	—	
LT300E Quadrunner	87-89	32-1082	—	—	
LT-4WD Quadrunner	1987	32-1082	—	—	
LT-4WD Quadrunner	88-98	32-1118	—	—	
LT-F4WD King Quad	91-98	32-1118	—	—	
LT-A400 Eiger 2WD	02-09	32-1118	—	—	
LT-A400F Eiger 4WD	02-11	32-1118	—	—	
LT-A400F King Quad	12-14	32-1118	—	—	
LT-F400 Eiger 2WD	02-09	32-1118	—	—	
LT-F400F Eiger 4WD	02-11	32-1118	—	—	
LT-Z400K QuadSport	03-14	32-1082	32-4139	—	
LT-A450X King Quad	07-09	32-1118	—	—	
LT-R450R Quad Racer	06-09	32-1082	32-4222	—	
LT-A500F Quad Master	00-01	32-1118	—	—	
LT-A500F Vinson 4WD	02-07	32-1118	—	—	
LT-A500XP King Quad	09-12	32-1082	—	—	
LT-A500X King Quad	11-14	32-1118	—	—	
LT-F500F Quadrunner	98-02	32-1118	—	—	
LT500R Quad Racer	87-90	32-1082	32-4219	—	
LT-A700X King Quad	05-07	32-1118	—	—	
LT-V700F Twin Peaks	04-05	32-8056	—	—	
LT-A750X King Quad	08-14	32-1118	—	—	
LT-A750XP King Quad	09-13	32-1082	—	—	

SUZUKI Dual Sport/Offroad					
Application	Year	Front	Rear	Clutch	
RM65	03-05	—	32-4230	—	
RM80	90-01	—	32-4222	—	
RM85/L	02-09	—	32-4222	—	
RM100	2003	33-2293	32-4230	—	
RM125	1988	—	32-4219	—	
RM125	89-91	—	32-4219	—	
RM125	1992	—	32-4222	—	
RM125	96-03	32-4188	32-4222	—	
RM125	04-07	—	32-4222	—	
DR250 Offroad	90-93	—	32-4222	—	
DR250S Dual Sport	90-95	—	32-4222	—	
DR-Z250	01-07	—	32-4139	—	
RM250	93-95	—	32-4139	—	
RM250	96-03	32-4188	32-4222	—	
RM250	04-08	—	32-4222	—	
RMX250	89-98	—	32-4139	—	
RM-Z250	04-06	33-2293	32-4230	—	
DR350L Offroad	90-99	—	32-4222	—	
DR350 Dual Sport	90-99	—	32-4222	—	
DR-Z400/E Offroad	00-07	32-4188	32-4222	—	
DR-Z400S Dual Sport	00-14	—	32-4222	—	
DR-Z400SM Super Moto	05-14	—	32-4222	—	
DR650S	90-91	32-1118	—	—	
DR650SE	92-95	32-1118	32-4139	—	
DR650SE	96-14	32-1082	32-4222	—	

TRIUMPH STREET					
Application	Year	Front	Rear	Clutch	
Daytona 595	97-06	32-1118	32-4228	—	
Daytona 600	02-05	32-1118	32-4228	—	
Speed Four 600	02-05	32-1118	32-4228	—	
Daytona 650	02-06	32-1118	32-4228	—	
Daytona 675	06-13	—	32-4228	—	
Daytona 675R	11-13	—	32-4228	—	
Street Triple 675	07-13	—	32-4228	—	
Street Triple R	08-13	—	32-4228	—	
Daytona 750	92-93	32-1122	32-4228	—	
Tiger 800/XC	11-13	—	—	—	
Speed Triple 885	94-96	32-1118	32-4228	—	
Tiger 885	93-98	32-1118	32-4228	—	
Tiger 885i	93-98	—	32-4228	—	
Daytona 900	93-06	32-1122	32-4228	—	
Speed Triple 900 (Carbs)	94-98	32-1122	32-4228	—	
Sprint 900 (Carbs) (to 9082)	93-98	32-1118	32-4228	—	

TRIUMPH STREET					
Application	Year	Front	Rear	Clutch	
Sprint 900 (Carbs) (9083 on)	93-98	32-1122	32-4228	—	
Trident 900	91-98	32-1118	32-4228	—	
Trophy 900 (71699 on)	91-04	32-1122	32-4228	—	
Daytona 955i	97-06	32-1118	32-4228	—	
Speed Triple 955 (to 333178)	00-04	32-1118	32-4228	—	
Speed Triple 955 (333179 on)	00-04	—	32-4228	—	
Sprint RS 955	99-04	32-1118	32-4228	—	
Sprint ST (to 253132)	99-13	32-1118	32-4228	—	
Sprint ST (253133 to 274425)	99-13	32-1122	32-4228	—	
Sprint ST (274426 on)	99-13	—	32-4228	—	
Tiger 955i	01-07	—	32-4228	—	
Daytona 1000	92-93	32-1122	32-4228	—	
Speed Triple 1050 (to 333178)	05-13	32-1118	32-4228	—	
Speed Triple 1050 (333179 on)	05-13	—	32-4228	—	
Tiger 1050	06-13	—	32-4228	—	
Daytona 1200	93-06	32-1122	32-4228	—	
Daytona Super III	93-06	32-1122	32-4228	—	
Rocket III Classic	05-13	32-1118	—	—	
Rocket III Roadster	05-13	32-1118	—	—	
Rocket III Touring	06-13	—	32-4228	—	

YAMAHA Street					
Application	Year	Front	Rear	Clutch	
RX50K/L Special	83-84	32-1084	—	—	
RX50MK Midnight Special	1983	32-1084	—	—	
YSR50T/U/W/A/B/D	87-92	32-1088	—	—	
SRX250T/TC	1987	32-1089	—	—	
XV250 Route 66	88-90	32-1089	—	—	
XV250 Virago	95-97	32-1089	—	—	
XV250 Virago	02-03	32-1089	—	—	
RZ350/RD350LC	84-85	32-1480	32-4021	—	
XS360C/D	76-77	32-4008	—	—	
FZR400	88-90	—	32-7549	—	
XS400D/E/F	77-79	32-4008	—	—	
XS400J/K Maxim	82-83	32-1089	—	—	
XS400RJ/RK Seca	82-83	32-1089	—	—	
XS400SG/SH Special	80-81	32-4008	—	—	
SR500E/F/G/H	78-81	32-4008	—	—	
XS500C/D/E	76-78	32-4008	32-4031	—	
XV500K Virago	1983	32-1089	—	—	
XV535 Virago	87-00	32-1084	—	—	
XJ550H/J/K Maxim	81-83	32-1089	—	—	
XJ550RH/RJ/RK Seca	81-83	32-1089	—	—	
XZ550RJ Vision	1982	32-1089	—	—	
XZ550RK Vision	1983	32-1480	—	—	
FZR600	89-99	—	32-7549	—	
YZF600R	97-07	32-2299	—	—	
YZF-R6	99-00	32-2299	—	—	
YZF-R6	01-04	32-7594	—	—	
YZF-R6S	06-09	32-7594	—	—	
XJ650 Maxim	80-83	32-1084	—	—	
XJ650LJ/LK Seca Turbo	82-83	32-1480	—	—	
XJ650RJ Seca	1982	32-1480	—	—	
XS650D/E/F/2F	77-79	32-4008	—	—	
XS650G/H Special II	80-81	32-4008	—	—	
XS650SE/SF/SG Special	78-80	32-4008	32-4031	—	
XS650SH Heritage	1981	32-4008	—	—	
XS650SJ/SK Heritage Special	82-83	32-4008	—	—	
FZ700T/TC	1987	—	32-4146	—	
FZX700 Fazer	86-87	—	32-4146	—	
XJ700N Maxim	85-86	32-1480	—	—	
XV700 Virago (Cast Wheel)	84-87	32-1480	—	—	
XV700 Virago (Spoke Wheel)	1986	32-1480	—	—	
FZ750N	85-86	—	32-4146	—	
FZ750U/UC	1988	—	32-4146	—	
FZR750RT/RU	87-88	—	32-4025	32-4146	—
XJ750J/K Maxim	82-83	32-1480	—	—	
XJ750MK Midnight Maxim	1983	32-1480	—	—	
XS750D/2D/E/F	77-79	32-1085	32-4031	—	
XS750SE/SF Special	78-79	32-1085	32-4031	—	
XV750 Virago	81-83	32-1084	—	—	



## YAMAHA Street

Application	Year	Front	Rear	Clutch
XV750 Virago	88-97	<b>32-1480</b>	---	---
YZF750R	94-98	---	---	<b>32-4153</b>
YZF750 R-7	1999	<b>32-2299</b>	---	<b>32-4153</b>
XS850/SG/SH Special	80-81	<b>32-1085</b>	<b>32-4031</b>	---
XS850 Midnight Special	80-81	<b>32-1085</b>	<b>32-4031</b>	---
XJ900RK Seca	1983	<b>32-1480</b>	---	---
XV920J Virago	1982	<b>32-1480</b>	---	---
XV920K/MK Virago	1983	<b>32-1084</b>	---	---
XV920RH/RJ	81-82	<b>32-1480</b>	---	---
FZR1000T/TC/U/UC	87-88	---	<b>32-4025</b>	<b>32-4146</b>
FZR1000W/WC/A/AC	89-90	<b>32-1480</b>	---	<b>32-4153</b>
FZR1000B/BC~G/GC	91-95	---	---	<b>32-4153</b>
FZS1000N FZ-1	01-05	<b>32-7592</b>	---	---
GTS1000	93-94	---	---	<b>32-4153</b>
YZF1000R	1997	<b>32-2299</b>	---	<b>32-4153</b>
YZF-R1	98-03	<b>32-2299</b>	---	---
XV1000 Virago	84-85	<b>32-1480</b>	---	---
FJ1100L/LC/N/NC	84-85	---	---	---
XJ1100J Maxim	1982	<b>32-1084</b>	---	---
XS1100E/F/G/H	78-81	<b>32-1085</b>	<b>32-4033</b>	---
XS1100LG Midnight Special	1980	<b>32-1085</b>	<b>32-4033</b>	---
XS1100LH Midnight Special	1981	<b>32-1084</b>	---	---
XS1100S Special	79-81	<b>32-1085</b>	<b>32-4033</b>	---
XV1100S Virago	86-99	<b>32-1480</b>	---	---
XVS1100 V-Star (All)	99-09	---	<b>32-4029</b>	---
FJ1200 All	86-93	---	---	<b>32-4146</b>
VMX12 V-Max	85-86	---	<b>32-4034</b>	<b>32-4146</b>
VMX12 V-Max	88-07	---	<b>32-4034</b>	<b>32-4146</b>
XVZ12 Venture	83-85	<b>32-1089</b>	---	<b>32-4146</b>
FJR1300	2003	<b>32-7592</b>	---	---
XVS13 V-Star 1300 (All)	07-14	---	<b>32-4029</b>	---
XVZ13T Venture	87-88	---	---	<b>32-4146</b>
XVZ13D Royale	86-93	---	---	<b>32-4146</b>
XVZ13 Royal Star	96-01	<b>32-1480</b>	<b>32-4034</b>	<b>32-4153</b>
XVZ1300 Royal Star Venture	99-12	<b>32-1480</b>	<b>32-4034</b>	<b>32-4153</b>
XVZ1300 Royal StarTour Deluxe	96-10	<b>32-1480</b>	<b>32-4034</b>	<b>32-4153</b>
XV1600 Road Star	99-03	<b>32-1480</b>	---	---
XV1700 Road Star	04-12	<b>32-7593</b>	---	---
XV1700P Road Star Warrior	02-09	<b>32-7593</b>	<b>32-4034</b>	---
XV1900 RoadLiner	06-10	<b>32-7593</b>	<b>32-4034</b>	---
XV1900 StratoLiner	06-11	<b>32-7593</b>	<b>32-4034</b>	---
XV1900 Raider	08-11	<b>32-7593</b>	<b>32-4034</b>	---

## YAMAHA ATV

Application	Year	Front	Rear	Clutch
YFM125 Raptor	11-12	---	<b>32-4719</b>	---
YFS200 Blaster	03-06	<b>32-4714</b>	---	---
YTZ250N Tri-Moto	1985	<b>32-1089</b>	<b>32-4021</b>	---
YTZ250S Tri-Moto	1986	---	<b>32-4021</b>	---
YFM250X Bear Tracker	02-04	<b>32-1116</b>	---	---
YFM250B Bruin 2WD	05-06	<b>32-1116</b>	---	---
YFM25B Big Bear 2WD	07-09	<b>32-1116</b>	---	---
YFM35A Bruin 2WD	04-06	<b>32-1116</b>	---	---
YFM35FA Bruin 4WD	04-06	<b>32-1116</b>	---	---
YFM35FG Grizzly 4WD	07-11	<b>32-1116</b>	---	---
YFM350FW Big Bear	87-01	<b>32-0857</b>	---	---
YFM350FX Wolverine	95-01	<b>32-0857</b>	---	---
YFM350FX Wolverine	02-05	<b>32-1116</b>	<b>32-4025</b>	---
YFM35G Grizzly 2WD	07-11	<b>32-1116</b>	---	---
YFM350R Raptor	05-11	<b>32-4714</b>	---	---
YFM350U Big Bear 2x4	1999	<b>32-1480</b>	---	---
YFM350X Warrior	1987	---	---	---
YFM350X Warrior	88-89	<b>32-0857</b>	<b>32-4021</b>	---
YFM350X Warrior	90-01	<b>32-0857</b>	<b>32-4717</b>	---
YFM350X Warrior	02-04	<b>32-4714</b>	---	---
YFM35X Wolverine 2WD	06-09	<b>32-1116</b>	---	---
YFZ350 Banshee	87-01	<b>32-0857</b>	<b>32-4021</b>	---
YFZ350 Banshee	02-06	<b>32-4714</b>	---	---
YFM400 Big Bear 2WD	02-09	<b>32-1116</b>	---	---
YFM400 Big Bear 4WD	02-11	<b>32-1116</b>	---	---
YFM400FW Kodiak 4WD	94-01	<b>32-0857</b>	---	---



## YAMAHA ATV

Application	Year	Front	Rear	Clutch
YFM45FG Grizzly	08-11	<b>32-1116</b>	---	---
YFZ450	04-06	<b>32-4714</b>	<b>32-4719</b>	---
YFZ450	07-12	---	<b>32-4719</b>	---
YFM550FG Grizzly	09-12	---	<b>32-4714</b>	---
YFM600F Grizzly All	98-01	<b>32-1480</b>	---	---
YFM660F Grizzly	02-08	<b>32-1116</b>	---	---
YFM660R Raptor	01-05	<b>32-4714</b>	<b>32-4719</b>	---
YFM700FG Grizzly	2007	<b>32-4714</b>	<b>32-4714</b>	---
YFM700FG Grizzly	08-11	---	<b>32-4714</b>	---
YFM700R Raptor	2006	<b>32-4714</b>	---	---

## YAMAHA Dual Sport/Offroad

Application	Year	Front	Rear	Clutch
YZ80S/T/U/W/A/B/D	86-92	<b>32-1088</b>	---	---
YZ80E1/F1/G1/H1	93-96	<b>32-1088</b>	<b>32-4034</b>	---
YZ80J1/K1/L1/M1/N1	97-01	---	<b>32-4034</b>	---
YZ85	02-12	<b>32-0858</b>	<b>32-4034</b>	---
TTR125/L	00-11	<b>32-7591</b>	---	---
YZ125N/S/T	85-87	<b>32-1088</b>	---	---
YZ125U/W	88-89	<b>32-1088</b>	<b>32-4034</b>	---
YZ125A/B/D1/E1/F1/G1	90-95	<b>32-7591</b>	<b>32-4034</b>	---
YZ125H1/J1/K1/L1/M1/N1	96-01	---	<b>32-4204</b>	---
YZ125	02-07	<b>32-0858</b>	<b>32-3813</b>	---
YZ125	08-11	<b>32-0859</b>	<b>32-3813</b>	---
RT180K	1998	<b>32-1088</b>	---	---
IT200S	1986	<b>32-1088</b>	---	---
WR200RD	1992	---	<b>32-4034</b>	---
TT225L/LC/RM/RMC	99-00	<b>32-1088</b>	---	---
TT-R225N/NC~S/SC	01-04	<b>32-1088</b>	---	---
TT-R230	05-11	<b>32-0858</b>	---	---
TT250RL/RLC	1999	---	<b>32-4021</b>	---
TT-R250	00-05	---	<b>32-4021</b>	---
YZ250N/S/T	85-87	<b>32-1088</b>	---	---
YZ250U/W/WRW	88-89	<b>32-1088</b>	<b>32-4034</b>	---
YZ250WRA	1990	---	<b>32-4034</b>	---
YZ250A/B/D1/E1/F1/G1	90-95	<b>32-7591</b>	<b>32-4034</b>	---
YZ250H1/J1/K1/L1/M1/N1	96-01	---	<b>32-4204</b>	---
YZ250	02-07	<b>32-0858</b>	<b>32-3813</b>	---
YZ250	08-11	<b>32-0859</b>	<b>32-3813</b>	---
YZ250F(4-stroke)	2001	---	<b>32-4204</b>	---
YZ250F(4-stroke)	02-06	<b>32-0858</b>	<b>32-3813</b>	---
YZ250F(4-stroke)	07-11	<b>32-0859</b>	<b>32-3813</b>	---
WR250ZB~ZJ (2-stroke)	91-97	---	<b>32-4034</b>	---
WR250FN/FP(Off Road)	2001	---	<b>32-4204</b>	---
WR250FR~FY(Off Road)	02-11	<b>32-0858</b>	<b>32-3813</b>	---
TT350S/T	86-87	<b>32-1088</b>	---	---
XT350N Dual Sport	85-99	<b>32-1088</b>	---	---
WR400FM	2000	---	<b>32-4204</b>	---
WR426FN/FP	01-02	---	<b>32-4204</b>	---
YZ426F	00-01	---	<b>32-4204</b>	---
YZ426F	2002	<b>32-0858</b>	<b>32-4204</b>	---
WR450F	03-11	<b>32-0858</b>	<b>32-3813</b>	---
YZ450F	03-07	<b>32-0858</b>	<b>32-3813</b>	---
YZ450F	08-11	<b>32-0859</b>	<b>32-3813</b>	---
YZ490N/S/T/U/W/A	85-90	<b>32-1088</b>	---	---
WR500ZD/ZE	92-93	---	<b>32-4034</b>	---
TT600N/S Offroad	85-86	<b>32-1088</b>	---	---
XT600	84-89	<b>32-1089</b>	---	---

SHOP EQUIP & TOOLS

HARD PARTS

CARB & FUEL

IGNITION/ELECTRICAL

CONTROL

SUSPENSION

ACCESSORIES

# BRAKE CALIPER KITS

## K&L BRAKE CALIPER REBUILD KITS

No need to look up each individual part. These kits contain all necessary replacement parts to rebuild one Brake Caliper Assembly. **Made in Japan.**

**Note:** Front Brake Calipers (1) or (2) after part number indicates number of kits required to do complete job.

Order as required. Order qty-1/kit for rear caliper use

**Brake Caliper Piston and Brake Caliper Pad Spring not Included in kits.**



SHOP EQUIP & TOOLS

HARD PARTS

CARB & FUEL

IGNITION/ELECTRICAL

CONTROL

SUSPENSION

ACCESSORIES



### BRAKE CALIPER KITS - Include the following Qty. of pieces/kit

HONDA		HONDA	
32-1152	6 pc. kit	32-1228	5 pc. kit
32-1153	8 pc. kit	32-1325	10 pc. kit
32-1154	6 pc. kit	32-1443	6 pc. kit
32-1155	6 pc. kit	32-1445	8 pc. kit
32-1156	6 pc. kit	32-1446	7 pc. kit
32-1159	8 pc. kit	32-1584	8 pc. kit
32-1163	6 pc. kit	32-4229	5 pc. kit
32-1177	8 pc. kit	32-7353	7 pc. kit
32-1182	8 pc. kit	32-7354	9 pc. kit
32-1185	6 pc. kit	32-7356	9 pc. kit
32-1197	8 pc. kit	32-7357	10 pc. kit
32-1199	7 pc. kit	32-7358	10 pc. kit
32-1202	7 pc. kit	32-7360	10 pc. kit
32-1203	6 pc. kit	32-7361	10 pc. kit
32-1207	8 pc. kit	32-7362	10 pc. kit
32-1227	5 pc. kit	32-7363	10 pc. kit

HONDA	
32-7364	5 pc. kit
32-7478	5 pc. kit
32-7479	10 pc. kit
32-7480	10 pc. kit
32-7595	7 pc. kit

KAWASAKI	
32-1286	5 pc. kit
32-1289	11 pc. kit
32-1311	8 pc. kit
32-1312	8 pc. kit
32-1314	10 pc. kit
32-1315	8 pc. kit
32-1316	7 pc. kit
32-1318	10 pc. kit
32-1319	5 pc. kit
32-1335	5 pc. kit
32-1359	7 pc. kit
32-1361	5 pc. kit
32-4229	5 pc. kit
32-7365	15 pc. kit
32-7367	11 pc. kit
32-7366	11 pc. kit
32-7374	7 pc. kit
32-7376	7 pc. kit
32-7377	11 pc. kit
32-7487	7 pc. kit
32-7596	7 pc. kit

SUZUKI	
32-0732	7 pc. kit
32-0751	7 pc. kit
32-0887	7 pc. kit
32-1333	7 pc. kit

SUZUKI	
32-1334	5 pc. kit
32-1336	5 pc. kit
32-1337	6 pc. kit
32-1418	5 pc. kit
32-1425	7 pc. kit
32-1434	5 pc. kit
32-1450	7 pc. kit
32-7378	12 pc. kit
32-7379	7 pc. kit
32-7380	11 pc. kit
32-7381	11 pc. kit
32-7382	12 pc. kit
32-7385	16 pc. kit
32-7386	9 pc. kit
32-7390	15 pc. kit
32-7395	7 pc. kit
32-7597	11 pc. kit
32-7598	12 pc. kit

YAMAHA	
32-1250	4 pc. kit
32-1326	5 pc. kit
32-1586	3 pc. kit
32-1587	4 pc. kit
32-1589	5 pc. kit
32-1602	3 pc. kit
32-1605	3 pc. kit
32-1606	5 pc. kit
32-1608	6 pc. kit
32-7476	9 pc. kit
32-7477	9 pc. kit
32-7599	9 pc. kit

### K&L BRAKE CALIPER PISTON SIZING CHART

OEM replacement Brake Caliper Pistons. Sold each. **Made in Japan.**

**Note:** Piston (1), (2) or (4) after part number indicates number of Brake Caliper Pistons required to do complete job. Order as required.



HONDA	D x L	KAWASAKI	D x L
32-1167	43x41mm	32-4097	34x24mm
32-1168	38x35mm	32-4098	27x24mm
32-1174	32x35mm	32-4117	34x31mm
32-1176	30x35mm	32-4122	38x28mm
32-2304	27x25mm		
32-4187	27x35mm		
SUZUKI	D x L	YAMAHA	D x L
32-2304	27x25mm	32-2304	27x25mm
32-4154	34x9mm	32-4154	34x9mm
32-4169	30x39mm	32-4169	30x39mm
		32-2332	42.75x21mm

### INTERNAL CIRCLIP PLIERS

Made from drop forged steel. 1.2mm tip diameter. Comfortable rubber grip. 50mm long tip with 90 degree angle for deep reach.

35-6892 Internal Circlip Pliers



35-6892

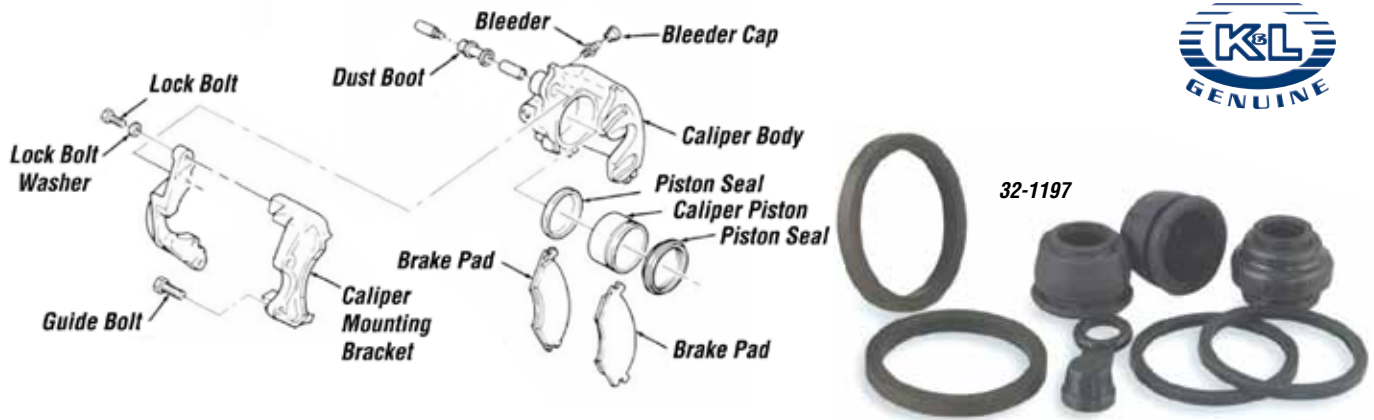
### DUAL DISC BRAKE VACUUM BLEEDER

Brake bleeder with fittings to bleed both dual disc front brake calipers simultaneously. This bleeder can be a real time saver. Great for bleeding after an upgrade to braided brake lines!

35-5902 Dual Disc Brake Vacuum Bleeder



35-5902



## K&L BRAKE CALIPER REBUILD KITS

No need to look up each individual part. These kits contain all necessary replacement parts to rebuild one Brake Caliper Assembly.

**Made in Japan.**

**Note:** Front Brake Calipers (1) or (2) after part number indicates number of kits required to do complete job. Order as required.

Order qty-1/kit for rear caliper use

**Brake Caliper Piston and Brake Caliper Pad Spring not Included in kits.**

**Note\*:** Kit does not include dust boots 32-1602(Yamaha), 32-1586(Yamaha)

<b>HONDA Street Application</b>		<b>Year</b>	<b>Front Caliper Rebuild Kit</b>	<b>Front Caliper Piston-each</b>	<b>Rear Caliper Rebuild Kit</b>	<b>Rear Caliper Piston-each</b>
NHX110 Scooter	2010	32-1207(1)	—	—	—	
CB125TT	1990	32-1163(1)	—	—	—	
PCX125 Scooter	2011	32-7358(1)	—	—	—	
PCX150 Scooter	2013	32-7358(1)	—	—	—	
SH150I Scooter	2010	32-1207(1)	—	—	—	
CBR250R	11-12	32-1446(1)	—	32-1227	—	
CBR250RA (ABS)	11-12	32-7360(1)	—	32-1227	—	
CMX250C Rebel	85-12	32-1446(1)	—	—	—	
NSS250 / A Scooter	01-07	32-7357(1)	—	—	—	
NX250	88-90	32-1207(1)	32-2304(2)	—	—	
VTR250 Interceptor	1990	32-1163(1)	—	—	—	
CB400F CB-1	89-90	32-1207(1)	—	32-1227	—	
CB400T Hawk	1981	32-1153(1)	32-1176(2)	—	—	
CM400C Custom	1981	32-1153(1)	32-1176(2)	—	—	
CB450SC Nighthawk	1986	32-1153(1)	32-1176(2)	—	—	
CMX450C Rebel	86-87	32-1153(1)	32-1176(2)	—	—	
CB500F / FA	2013	32-1207(1)	—	32-1227	—	
CBR500R / RA	2013	32-1207(1)	—	32-1227	—	
CX500 / Custom	78-79	32-1154(1)	32-1167(1)	—	—	
CX500C Custom	1982	32-1153(1)	32-1176(2)	—	—	
CX500D Deluxe	79-81	32-1154(1)	32-1167(1)	—	—	
CX500TC Turbo	1982	32-1153(2)	32-1176(4)	32-1153	32-1176(2)	
FI500 Ascot (Single Cylinder)	82-83	32-1153(1)	32-1176(2)	32-1197	32-4187(2)	
GB500	89-90	32-1153(1)	32-1176(2)	—	—	
GL500 Silverwing (1 caliper)	81-82	32-1153(1)	32-1176(2)	—	—	
GL500I Silverwing Int (2 caliper)	81-82	32-1153(2)	32-1176(4)	—	—	
VF500C Magna	84-85	32-1159(1)	32-1174(2)	—	—	
VF500F Interceptor	84-86	32-1153(2)	32-1176(4)	32-1153	32-1176(2)	
VT500C Shadow 500	83-86	32-1159(1)	32-1174(2)	—	—	
VT500FT Ascot (V-Twin)	83-84	32-1159(1)	32-1174(2)	—	—	
CB550SC Nighthawk	1983	32-1159(1)	32-1174(2)	—	—	
CB600F CB599 Naked Bike	00-06	32-7595(2)	—	32-1227	—	
CBR600F Hurricane	87-90	32-1207(2)	—	32-1197	32-4187(2)	
CBR600F2 Hurricane	91-94	32-7595(2)	—	32-1227	—	
CBR600F3 Hurricane	95-98	32-7595(2)	—	32-1227	—	
CBR600SE	1998	—	—	32-1227	—	
CBR600F4	99-00	—	—	32-1227	—	
CBR600F4i	01-06	—	—	32-1227	—	
CBR600RR	07-12	—	—	32-1228	—	
CBR600RA (ABS)	09-12	—	—	32-1228	—	
FSC600 Silverwing	02-12	32-7360(1)	—	32-1207	—	
VT600C Shadow, All	88-93	32-1163(1)	—	—	—	
VT600C / CD / CD2 Shadow	94-07	32-1207(1)	—	—	—	
CB650SC Nighthawk	83-85	32-1153(2)	32-1176(4)	—	—	

<b>HONDA Street Application</b>		<b>Year</b>	<b>Front Caliper Rebuild Kit</b>	<b>Front Caliper Piston-each</b>	<b>Rear Caliper Rebuild Kit</b>	<b>Rear Caliper Piston-each</b>
CX650C Custom	1983	32-1159(1)	32-1174(2)	—	—	
CX650T Turbo	1983	32-1159(2)	32-1174(4)	32-1153	32-1176(2)	
GL650 Silver Wing	1983	32-1153(2)	32-1176(4)	—	—	
GL650I Silver Wing	1983	32-1153(2)	32-1176(4)	—	—	
NT650 Hawk GT	88-91	32-1163(1)	—	32-1227	—	
NX650	88-90	32-1163(1)	—	—	—	
CB700SC Nighthawk	84-86	32-1159(2)	32-1174(4)	—	—	
NC700X	12-13	32-1207(1)	—	32-1227	—	
NC700XD	12-13	32-7360(1)	—	32-1227	—	
NSA700A (LT) Caliper	2009	32-7358(1)	—	32-1207	—	
NSA700A (RT) Caliper	2009	32-7361(1)	—	—	—	
NT700V (LT) Caliper	2010	32-7358(1)	—	—	32-1174(2)	
NT700V (RT) Caliper	2010	32-7361(1)	—	—	—	
NT700VA (ABS)(LT) Caliper	10-11	32-7358(1)	—	—	32-1174(2)	
NT700VA (ABS)(RT) Caliper	10-11	32-7361(1)	—	—	—	
VF700C Magna	84-86	32-1153(2)	32-1176(4)	—	—	
VF700C Magna	1987	32-1153(1)	32-1176(2)	—	—	
VF700F Interceptor	84-85	32-1159(2)	32-1174(4)	32-1197	32-4187(2)	
VF700S Sabre	84-85	32-1153(2)	32-1176(4)	—	—	
VFR700F / F2 Interceptor	86-87	32-1163(2)	—	32-1197	32-4187(2)	
VT700C Shadow	86-87	32-1159(2)	32-1174(2)	—	—	
CB750 Nighthawk	91-03	32-1207(1)	—	—	—	
CB750C Custom	1982	—	32-1176(4)	—	—	
CB750F Super Sport	77-80	32-1185(2)	32-1168(2)	32-1185	32-1168(1)	
CB750F Super Sport	81-82	32-1153(2)	32-1176(4)	32-1197	32-4187(2)	
CB750K to frame CM30151	1982	32-1153(1)	32-1176(2)	—	—	
CB750SC Nighthawk	82-83	32-1153(2)	32-1176(4)	—	—	
RVF750R RC45	1994	32-7353(2)	—	32-1446	—	
VF750C V45 Magna	82-83	32-1153(2)	32-1176(4)	—	—	
VF750C V45 Magna	1988	32-1153(1)	32-1176(2)	—	—	
VF750F Interceptor	83-84	32-1159(2)	32-1174(4)	32-1197	32-4187(2)	
VF750S Sabre	82-83	32-1153(2)	32-1176(4)	—	—	
VFR750F Interceptor	1986	32-1163(2)	—	32-1197	32-4187(2)	
VFR750F / Interceptor	88-89	32-7595(2)	—	32-1207	—	
VFR750F Interceptor	90-97	32-7595(2)	—	32-1207	—	
VT750C Shadow	98-00	32-1207(1)	—	—	—	
VT750CD / CD2 Shadow	98-03	32-1207(1)	—	—	—	
VT750DC Shadow	01-03	32-1207(1)	—	—	—	
VT750C / CA Shadow	04-12	32-1446(1)	—	—	—	
VT750C2B Shadow	10-12	32-1446(1)	—	—	—	
PC800 Pacific Coast	89-90	32-1207(2)	—	—	—	
PC800 Pacific Coast	94-96	32-1207(2)	—	—	—	
VFR800 LH Caliper	98-01	32-7358(1)	—	32-7479	—	
VFR800 RH Caliper	98-01	32-7357(1)	—	32-7479	—	

SHOP EQUIP & TOOLS

HARD PARTS

CARB & FUEL

IGNITION/ELECTRICAL

CONTROL

SUSPENSION

ACCESSORIES

# BRAKE CALIPER REBUILD KITS

## K&L BRAKE CALIPER REBUILD KITS

No need to look up each individual part. These kits contain all necessary replacement parts to rebuild one Brake Caliper Assembly.

**Made in Japan.**

**Note:** Front Brake Calipers (1) or (2) after part number indicates number of kits required to do complete job. Order as required.

Order qty-1/kit for rear caliper use

**Brake Caliper Piston and Brake Caliper Pad Spring not Included in kits.**

**Note\*: Kit does not include dust boots 32-1602(Yamaha), 32-1586(Yamaha)**



SHOP EQUIP & TOOLS

HARD PARTS

CARB & FUEL

IGNITION/ELECTRICAL

CONTROL

SUSPENSION

ACCESSORIES

HONDA Street Application	Year	Front Caliper Rebuild Kit	Front Caliper Piston-each	Rear Caliper Rebuild Kit	Rear Caliper Piston-each
VFR800 (LH) Caliper	02-05	32-7363(1)	—	32-7480	—
VFR800 (RH) Caliper	02-05	32-7362(1)	—	—	—
VT800C Shadow	1988	32-1153(1)	32-1176(2)	—	—
CB900C Custom	1980	32-1152(2)	32-1168(2)	32-1203	32-1167(1)
CB900C Custom	1981	32-1156(2)	32-1167(2)	32-1203	32-1167(1)
CB900C Custom	1982	32-1153(2)	32-1176(4)	32-1153	32-1176(2)
CB900F Super Sport	81-82	32-1153(2)	32-1176(4)	32-1197	32-4187(2)
CB900F	02-07	—	—	32-1227	—
CBR900RR	93-97	32-7353(2)	—	32-1227	—
CBR900RR	98-99	—	—	32-1227	—
CBR929RR	00-01	—	—	32-1227	—
CBR954RR	02-03	—	—	32-1227	—
CB1000	94-95	32-7353(2)	—	32-1227	—
CB1000C Custom	1983	32-1153(2)	32-1176(4)	32-1153	32-1176(2)
CB1000R	11-13	—	—	32-1207	—
CBR1000F Hurricane	87-88	32-7353(2)	—	32-1197	32-4187(2)
CBR1000F Hurricane	90-91	32-7595(2)	—	32-1207	—
CBR1000F LH Caliper	93-96	32-7356(1)	—	32-7358	—
CBR1000F RH Caliper	93-96	32-7354(1)	—	—	—
CBR1000RR	06-12	—	—	32-1228	—
CBR1000RA (ABS)	09-12	—	—	32-1228	—
CBX	1979	32-1156(2)	32-1167(2)	32-1185	32-1168(1)
CBX	1980	32-1156(2)	32-1167(2)	32-1185	—
CBX	81-82	32-1153(2)	32-1176(4)	32-1197	32-4187(2)
GL1000 Goldwing	75-77	32-1152(2)	—	32-1202	—
GL1000L Goldwing LTD	1976	32-1152(2)	—	32-1202	—
GL1000 Goldwing	1978	32-1152(2)	32-1168(2)	32-1199	—
GL1000 Goldwing	1979	32-1155(2)	32-1167(2)	32-1199	—
RVT1000R (RC51)	00-06	—	—	32-1227	—
VF1000F Interceptor	1984	32-1159(2)	32-1174(4)	32-1159	32-1174(2)
VF1000R	85-86	32-1159(2)	32-1174(4)	—	—
VTR1000F Super Hawk	98-06	32-7353(2)	—	32-1227	—
CB1100/A	2013	—	—	32-1227	—
CB1100F Super Sport	1983	—	32-1176(4)	32-1197	32-4187(2)
CBR1100XX RH Caliper	97-03	32-7354(1)	—	32-1325	—
CBR1100XX LH Caliper	97-03	32-7356(1)	—	—	—
GL1100 Goldwing	80-81	32-1156(2)	32-1167(2)	32-1203	32-1167(1)
GL1100 Goldwing	1982	32-1153(2)	32-1176(4)	32-1153	32-1176(2)
GL1100 Goldwing(LH)	1983	32-1177(1)	—	35-1159	32-1174(2)
GL1100 Goldwing(RH)	1983	32-1182(1)	—	—	—
GL1100A Aspencade	1982	32-1153(2)	32-1176(4)	32-1153	—
GL1100A Aspencade(LH)	1983	32-1177(1)	—	32-1159	32-1174(2)
GL1100A Aspencade(RH)	1983	32-1182(1)	—	—	—
GL1100I Goldwing Interstate	80-81	32-1156(2)	32-1167(2)	32-1203	32-1167(1)
GL1100I Goldwing Interstate	1982	32-1153(2)	32-1176(4)	32-1153	32-1176(2)
GL1100I Goldwing Interstate(LH)	1983	32-1172(1)	—	32-1159	32-1174(2)
GL1100I Goldwing Interstate(RH)	1983	32-1182(1)	—	—	—
ST1100	91-02	32-1207(2)	—	32-1207	—
ST1100A (ABS)	91-95	32-1207(2)	—	32-1207	—
ST1100A (ABS) (LH)	96-02	32-7356(1)	—	32-7479	—
ST1100A (ABS) (RH)	96-02	32-7354(1)	—	32-7479	—
ST1100P Police	2003	32-1207(2)	—	32-1207	—
VF1100C V65 Magna	83-86	32-1159(2)	32-1174(4)	32-1153	32-1176(2)
VF1100S V65 Sabre	84-85	32-1159(2)	32-1174(4)	32-1153	32-1176(2)
VT1100C Shadow 1100	85-90	32-1153(2)	32-1176(4)	—	—
VT1100C Shadow 1100	92-93	32-1153(1)	32-1176(2)	—	—
VT1100C/C2 Shadow	95-07	32-1207(1)	—	32-1227	—
VT1100C3 Shadow	98-02	32-1207(1)	—	32-1227	—
VT1100D Shadow	1999	32-1207(1)	—	32-1227	—
VT1100T Shadow Tourer	98-01	32-1207(1)	—	32-1227	—
GL1200 Goldwing(LH)	1984	32-1177(1)	—	32-1159	32-1174(2)
GL1200 Goldwing(RH)	1984	32-1182(1)	—	32-1159	32-1174(2)

HONDA Street Application	Year	Front Caliper Rebuild Kit	Front Caliper Piston-each	Rear Caliper Rebuild Kit	Rear Caliper Piston-each
GL1200A Aspencade (LH)	84-87	32-1177(1)	—	32-1159	32-1174(2)
GL1200A Aspencade (RH)	84-87	32-1182(1)	—	32-1159	32-1174(2)
GL1200I Interstate (LH)	84-87	32-1177(1)	—	32-1159	32-1174(2)
GL1200I Interstate (RH)	84-87	32-1182(1)	—	32-1159	32-1174(2)
GL1200L LTD (LH)	1985	32-1177(1)	—	32-1159	32-1174(2)
GL1200L LTD (RH)	1985	32-1182(1)	—	32-1159	32-1174(2)
GL1200SEi Goldwing SEi (LH)	1986	32-1177(1)	—	32-1159	32-1174(2)
GL1200SEi Goldwing SEi (RH)	1986	32-1182(1)	—	32-1159	32-1174(2)
ST1300 LH Caliper	03-10	32-7361(1)	—	32-1325	—
ST1300 RH Caliper	03-10	32-7360(1)	—	32-1325	—
ST1300A (ABS) (LH)	03-12	32-7361(1)	—	32-1325	—
ST1300A (ABS) (RH)	03-12	32-7360(1)	—	32-1325	—
ST1300P Police (LH)	05-12	32-7361(1)	—	32-1325	—
ST1300P Police (RH)	05-12	32-7360(1)	—	32-1325	—
VT1300C	10-12	32-1207(1)	—	32-1227	—
VT1300C (ABS)	10-13	32-7360(1)	—	—	32-1174(2)
VTX1300C	04-09	32-1446(1)	—	32-1227	—
VTX1300R	05-09	32-1446(1)	—	32-1227	—
VTX1300S	03-04	32-1207(1)	—	32-1227	—
VTX1300S	05-07	32-1446(1)	—	32-1227	—
VTX1300T	08-09	32-1446(1)	—	32-1227	—
GL1500 Goldwing (LH)	88-90	32-1446(1)	—	32-1159	32-1174(2)
GL1500 Goldwing (RH)	88-90	32-1163(1)	—	—	—
GL1500A Aspencade (LH)	91-00	32-1446(1)	—	32-1159	32-1174(2)
GL1500A Aspencade (RH)	91-00	32-1163(1)	—	—	—
GL1500I Interstate (LH)	91-96	32-1446(1)	—	32-1159	32-1174(2)
GL1500I Interstate (RH)	91-96	32-1163(1)	—	—	—
GL1500SE Goldwing SE(LH)	90-00	32-1446(1)	—	32-1159	32-1174(2)
GL1500SE Goldwing SE(RH)	90-00	32-1163(1)	—	—	—
GL1500C Valkyrie. (all)	97-01	32-1207(2)	—	32-1207	—
GL1800 Goldwing (LH)	01-10	32-7479(1)	—	32-7479	—
GL1800 Goldwing (RH)	01-10	32-7362(1)	—	—	—
VTX1800C (LH)	02-08	32-7356(1)	—	—	—
VTX1800C (RH)	02-08	32-7354(1)	—	—	—

HONDA ATV Application	Year	Front Caliper Rebuild Kit	Front Caliper Piston-each	Rear Caliper Rebuild Kit	Rear Caliper Piston-each
ATC200X	83-87	32-1443(1)	—	32-1445	—
ATC250R	82-84	32-1443(1)	—	32-1445	—
ATC250R	85-86	32-1446(1)	—	32-1584	—
TRX250EX	01-08	32-1443(2)	—	—	—
TRX250R Four Trax 250R	86-89	32-1446(2)	—	32-1584	—
TRX250X Four Trax 250	87-88	32-1443(2)	—	32-1445	—
TRX250X Four Trax 250	91-92	32-1443(2)	—	32-1445	—
TRX250X	09-12	32-1443(2)	—	—	—
TRX300EX	93-08	32-1443(2)	—	32-1445	—
TRX300X	2009	32-1443(2)	—	32-1445	—
ATC350X	85-86	32-1446(1)	—	32-1445	—
TRX400EX	99-08	32-1443(2)	—	32-1445	—
TRX400X	09-12	32-1443(2)	—	32-1445	—
TRX450ER	06-12	32-1446(2)	—	—	—
TRX450R	04-09	32-1446(2)	—	—	—
TRX700XX	08-09	32-1446(2)	—	—	—

Toll Free: 800-727-6767

www.klsupply.com

# BRAKE CALIPER REBUILD KITS

HONDA Dual Sport/Offroad					
Application	Year	Front Caliper Rebuild Kit	Front Caliper Piston-each	Rear Caliper Rebuild Kit	Rear Caliper Piston-each
CR80R	86-91	32-7364(1)	—	—	—
CR80R	92-95	32-7364(1)	—	32-4229	—
CR80R/RB	96-02	32-7364(1)	—	32-4229	—
CR85R	03-07	32-7364(1)	—	32-4229	—
CR85RB	03-06	32-7364(1)	—	32-4229	—
CR125R	84-86	32-1207(1)	—	—	—
CR125R	87-99	32-1207(1)	32-2304(2)	32-4229	—
CR125R	92-01	32-1207(1)	—	32-4229	—
CR125R	02-07	32-1207(1)	—	—	—
CRF150F	03-12	32-1207(1)	—	—	—
CRF150R/RB	07-12	32-7364(1)	—	32-4229	—
CRF230F	03-12	32-1207(1)	—	—	—
CRF230L	08-09	32-1446(1)	—	32-4229	32-4187
CRF230M	2009	32-1446(1)	—	32-4229	32-4187
CR250R	84-86	32-1207(1)	—	—	—
CR250R	87-99	32-1207(1)	32-2304(2)	32-4229	—
CR250R	2000	32-1207(1)	—	32-4229	—
CR250R	2001	32-1207(1)	—	—	—
CR250R	02-07	32-1207(1)	—	32-7478	—
CRF250L	2013	32-1207(1)	—	32-4229	—
CRF250R 4-Stroke	04-12	32-1207(1)	—	32-7478	—
CRF250X 4-Stroke	04-12	32-1207(1)	—	32-7478	—
NX250	88-90	32-1207(1)	32-2304(2)	—	—
XR250L	91-96	32-1207(1)	32-2304(2)	32-4229	—
XR250R	84-85	32-1446(1)	—	—	—
XR250R	86-87	32-1207(1)	—	—	—
XR250R	88-89	32-1207(1)	32-2304(2)	—	—
XR250R	90-04	32-1207(1)	32-2304(2)	32-4229	—
XL350R	84-85	32-1446(1)	—	—	—
XR350R	84-85	32-1446(1)	—	—	—
XR400R	96-04	32-1207(1)	32-2304(2)	32-4229	—
CRF450R 4-Stroke	02-12	32-1207(1)	—	32-7478	—
CRF450X 4-Stroke	05-12	32-1207(1)	—	32-7478	—
CR500R	84-86	32-1207(1)	—	—	—
CR500R	87-00	32-1207(1)	32-2304(2)	32-4229	—
CR500R	87-01	32-1207(1)	32-2304(2)	32-4229	—
XR500R	83-84	32-1446(1)	—	—	—
XL600L	93-00	—	—	32-4229	—
XL600R	83-87	32-1446(1)	—	—	—
XR600R	85-87	32-1207(1)	—	—	—
XR600R	88-90	32-1207(1)	32-2304(2)	—	—
XR600R	91-00	32-1207(1)	32-2304(2)	32-4229	—
XR650L	93-08	32-1207(1)	32-2304(2)	32-4229	—
XR650R	00-07	32-1207(1)	—	32-4229	—

KAWASAKI Street					
Application	Year	Front Caliper Rebuild Kit	Front Caliper Piston-each	Rear Caliper Rebuild Kit	Rear Caliper Piston-each
AN112D	03-11	32-1446(1)	—	—	—
BN125 Eliminator	01-07	32-1207(1)	—	—	—
EL250B2/B3 Eliminator	88-89	32-1319(1)	32-4048(1)	—	—
EL250E Eliminator HS	91-94	32-1319(1)	32-4048(1)	—	—
EX250E1/E2 Ninja 250R	86-87	32-1319(1)	32-4048(1)	—	—
EX250F Ninja 250R	88-07	32-1315(1)	32-4117(1)	32-1359	—
EX250J Ninja 250R	08-12	32-1207(1)	—	32-1446	—
KLX250H KLX250S	06-07	32-1207(1)	—	32-4229	—
KLX250T KLX250S	09-12	32-1207(1)	—	32-4229	—
KLX250W KLX250SF	09-10	32-1446(1)	—	32-4229	—
EX300 Ninja	2013	32-1207(1)	—	32-1446	—
EX305B1 Gpz	1983	32-1319(1)	32-4048(1)	—	—
KZ305A1/A2 CSR	81-82	32-1286(1)	—	—	—
KZ305B1 CSR Belt	1983	32-1286(1)	—	—	—
KZ305B2/B3 LTD Belt	87-88	32-1286(1)	—	—	—
KZ440A1/A2/A3 LTD	80-82	32-1289(1)	—	—	—
KZ440A4 LTD	1983	32-1286(1)	—	—	—
KZ440D1~D4 LTD	80-82	32-1289(1)	—	—	—
KZ440D5 LTD Belt	1983	32-1286(1)	—	—	—
KZ440G1	1982	32-1286(1)	—	—	—
EN450A1~A6 LTD 454	85-90	32-1319(1)	32-4048(1)	—	—
EN500A1~A7 Vulcan	90-96	32-1319(1)	32-4048(1)	—	—

KAWASAKI Street					
Application	Year	Front Caliper Rebuild Kit	Front Caliper Piston-each	Rear Caliper Rebuild Kit	Rear Caliper Piston-each
EN500C Vulcan 500 LTD	96-05	32-1319(1)	32-4048(1)	—	—
EX500A1~A7 Ninja 500R	87-93	32-1315(1)	32-4117(1)	—	—
EX500D Ninja 500R	94-09	32-1315(1)	32-4117(1)	—	—
KZ550A1	1980	32-1289(1)	—	—	—
KZ550A2/A3/A4	81-83	32-1286(1)	—	—	—
KZ550C1~C4 LTD	80-83	32-1286(1)	—	—	—
KZ550D1 Gpz	1981	32-1286(2)	—	32-1286	—
KZ550F1 Spectre	1983	32-1286(1)	—	—	—
KZ550F2 LTD	1984	32-1286(1)	—	—	—
KZ550H1/H2 Gpz	82-83	32-1286(2)	—	—	—
KZ550M1 LTD	1983	32-1286(1)	—	—	—
ZR550B1~B4 Zephyr	90-93	32-1315(2)	32-4117(2)	32-1361	—
ZX550A1/A2/A3 Gpz	84-86	32-1319(2)	32-4048(2)	32-1319	32-4048(1)
ZL600A1/A2 Eliminator	86-87	32-1319(1)	32-4048(1)	—	—
ZL600B2/B3 Eliminator	96-97	32-1315(1)	32-4117(1)	—	—
ZX600A Ninja 600R	85-87	32-1319(2)	32-4048(2)	32-1319	32-4048(1)
ZX600B1 Ninja 600RX	1987	32-1319(2)	32-4048(2)	32-1319	32-4048(1)
ZX600C1~C10 Ninja 600R	88-97	32-1315(2)	32-4117(2)	32-1315	32-4117(1)
ZX600D1~D4 Ninja ZX-6	90-93	32-7365(2)	—	32-1315	32-4122(1)
ZX600E1~E10 Ninja ZX-6	93-02	32-7365(2)	—	32-1361	32-4122(1)
ZX600E11 ZZR600	2003	—	—	32-1361	32-4122(1)
ZX600F Ninja ZX-6R	95-97	32-7365(2)	—	32-1361	32-4122(1)
ZX600G Ninja ZX-6R	98-99	32-7366(2)	—	32-1361	—
ZX600J Ninja ZX-6R	00-03	32-7367(2)	—	32-1361	—
ZX600J ZZR600	05-08	32-7367(2)	—	32-1361	—
ZX600K1 Ninja ZX-6RR	2003	—	—	32-1361	—
ZX600M ZX-6RR	2004	32-1318(2)	—	32-1361	—
ZX600N ZX-6RR	05-06	32-1318(2)	—	32-1361	—
ZX600P ZX-6R	07-08	—	—	32-1361	—
ZX600R ZX-6R	09-12	—	—	32-1361	—
ZX636B1 Ninja ZX-6R	2003	—	—	32-1361	—
ZX636C ZX-6R	05-06	32-1318(2)	—	32-1361	—
ER650A ER-6n	06-08	32-7374(2)	—	32-1361	—
ER650C ER-6n	09-11	32-7376(2)	—	32-1361	—
EX650A 650R Ninja	06-08	32-7374(2)	—	32-1361	—
EX650C 650R Ninja	09-12	32-7376(2)	—	32-1361	—
KL650B2/B3 Tengai KLR	90-91	32-1315(1)	32-4117(1)	—	—
KL650E KLR650	08-12	32-1207(1)	—	32-1446	—
KLE650A Versys	07-08	32-7374(2)	—	32-1361	—
KLE650C Versys	09-12	32-7376(2)	—	32-1361	—
KZ650B1/B2/B2A/B3	77-79	32-1289(1)	—	—	—
KZ650C (with solid disc)	77-78	—	32-4045(2)	—	—
KZ650D1/D1A SR	1978	—	32-4045(2)	—	—
KZ650E1 LTD	1980	32-1289(1)	—	—	—
KZ650F1	1980	32-1289(1)	—	—	—
KZ650H1/H2/H3 CSR	81-83	32-1286(1)	—	—	—
KZ700A1	1984	32-1286(2)	—	32-1286	—
VN700A1 Vulcan	1985	32-1319(2)	32-4048(2)	—	—
ZN700A1/A2 LTD	84-85	32-1319(2)	32-4048(2)	32-1315	32-4048(1)
KZ750B1~B4 (2-cylinder)	76-79	32-1289(1)	—	—	—
KZ750E1/E2/E3	80-82	32-1286(2)	—	32-1286	—
KZ750F1 LTD	1983	32-1286(2)	—	32-1286	—
KZ750G LTD (2-cylinder)	1980	32-1289(1)	—	—	—
KZ750H1~H4 LTD	80-83	32-1286(2)	—	32-1286	—
KZ750K LTD(2-cylinder)	83-84	32-1319(1)	32-4048(1)	—	—
KZ750L3	1983	32-1286(2)	—	32-1286	—
KZ750M CSR (2-cylinder)	1982	32-1286(1)	—	—	—
KZ750N1/N2 Spectre	82-83	32-1286(2)	—	32-1286	—
KZ750R1 Gpz	1982	32-1286(2)	—	32-1286	—
VN750A Vulcan 750	86-04	32-1319(2)	32-4048(2)	—	—
ZR750C1/C2/C3 Zephyr	91-93	32-1315(2)	32-4117(2)	32-1315	32-4117(1)
ZX750A1/A2/A3 Gpz	83-85	32-1319(2)	32-4048(2)	32-1319	32-4048(1)
ZX750E1/E2 Gpz Turbo	84-85	32-1319(2)	32-4048(2)	32-1319	32-4048(1)
ZX750F1~F4 Ninja 750R	87-90	32-1315(2)	32-4117(2)	32-1315	32-4117(1)
ZX750H1/H2 Ninja ZX-7	89-90	32-7377(2)	32-4097(4)	—	32-4049(2)
			32-4098(4)	—	—
ZX750J1/J2 Ninja ZX-7	91-92	32-7377(2)	32-4097(4)	—	32-4049(2)
			32-4098(4)	—	—
ZX750K1/K2 Ninja ZX-7R	91-92	32-7377(2)	32-4097(4)	—	32-4049(2)
			32-4098(4)	—	—

SHOP EQUIP & TOOLS

HARD PARTS

CARB & FUEL

IGNITION/ELECTRICAL

CONTROL

SUSPENSION

ACCESSORIES

# BRAKE CALIPER REBUILD KITS

## K&L BRAKE CALIPER REBUILD KITS

No need to look up each individual part. These kits contain all necessary replacement parts to rebuild one Brake Caliper Assembly. **Made in Japan.**

**Note:** Front Brake Calipers (1) or (2) after part number indicates number of kits required to do complete job. Order as required. Order qty-1/kit for rear caliper use

**Brake Caliper Piston and Brake Caliper Pad Spring not Included in kits.**

**Note\*:** Kit does not include dust boots 32-1602(Yamaha), 32-1586(Yamaha)



32-1311



SHOP EQUIP & TOOLS

HARD PARTS

CARB & FUEL

IGNITION/ELECTRICAL

CONTROL

SUSPENSION

ACCESSORIES

Application	Year	Front Caliper		Rear Caliper	
		Rebuild Kit	Piston-each	Rebuild Kit	Piston-each
ZX750L Ninja ZX-7	93-95	32-7365(2)	—	32-7487	—
ZX750M Ninja ZX-7R	93-94	32-7377(2)	32-4097(4)	32-7487	—
			32-4098(4)	—	—
ZX750P Ninja ZX-7R	96-03	32-7367(2)	—	32-7487	—
VN800A Vulcan 800	95-05	32-1319(1)	32-4048(1)	—	—
VN800B Vulcan Classic	96-05	32-7374(1)	—	—	—
VN800C Drifter	99-00	32-7374(1)	—	32-1312	—
VN800E Drifter	01-06	32-7374(1)	—	32-1312	—
KZ900A4/A5	76-77	32-1289(1)	—	—	—
KZ900B1 LTD	1976	32-1289(2)	—	—	—
VN900B Vulcan900Classic	06-12	32-1316(1)	—	32-1311	—
VN900C Vulcan 900 Custom	07-12	32-7374(1)	—	32-1311	—
VN900D Vulcan 900Classic LT	06-12	32-1316(1)	—	32-1311	—
ZL900A1/A2 Eliminator	85-86	32-1319(2)	32-4048(2)	32-1319	32-4048(1)
ZX900A Ninja 900R	84-86	32-1319(2)	32-4048(2)	32-1319	32-4048(1)
ZX900B1/B2Ninja ZX-9R	94-95	32-7365(2)	—	32-1361	32-4122(1)
ZX900B3/B4 Ninja ZX-9R	96-97	32-7367(2)	—	32-1361	—
ZX900C1/C2 Ninja ZX-9R	98-99	32-7367(2)	—	32-1361	—
ZX900E1/E2 Ninja ZX-9R	00-01	32-7367(2)	—	32-1361	—
ZX900F1/F2 Ninja ZX-9R	02-03	—	—	32-1361	—
KZ1000A1/A2	77-78	32-1289(1)	—	32-1335	—
KZ1000A MKII	79-80	32-1289(2)	—	32-1335	—
KZ1000B3/B4 LTD	79-80	32-1289(2)	—	32-1335	—
KZ1000C1/C1A Police	1978	—	32-4045(2)	32-1335	—
KZ1000C2/C3/C4 Police	79-81	32-1289(2)	—	32-1335	—
KZ1000D1 Z1R	1978	—	32-4045(2)	32-1335	—
KZ1000D3 Z1R	1980	32-1289(2)	—	32-1335	—
KZ1000E1/E2 Shaft ST	79-80	32-1289(2)	—	32-1335	—
KZ1000G1 LTD Classic	1980	32-1289(2)	—	32-1335	—
KZ1000J1/J2/J3	81-83	32-1286(2)	—	32-1286	—
KZ1000K1/K2 LTD	81-82	32-1286(2)	—	32-1286	—
KZ1000M1/M2 LTD	81-82	32-1286(2)	—	32-1286	—
KZ1000P1~P20 Police	82-01	32-1286(2)	—	32-1286	—
KZ1000R1/R2 Replica	82-83	32-1286(2)	—	32-1286	—
ZG1000A1~A8 Concours	86-93	32-1319(2)	32-4048(2)	32-1319	32-4048(1)
ZG1000A9~A20 Concours	94-06	32-1315(2)	32-4117(2)	32-1319	32-4048(1)
ZL1000A1 Eliminator	1987	32-1319(2)	32-4048(2)	32-1319	32-4048(1)
ZR1000A Z1000	03-06	—	—	32-1361	—
ZR1000D Z1000	10-12	—	—	32-1361	—
ZX1000A Ninja 1000R	86-87	32-1319(2)	32-4048(2)	32-1319	32-4048(1)
ZX1000B Ninja ZX-10	88-90	32-1315(2)	32-4117(2)	32-1315	32-4117(1)
ZX1000C ZX-10R	04-05	32-1318(2)	—	32-1361	—
ZX1000D ZX-10R	06-07	32-1318(2)	—	32-1361	—
ZX1000E ZX-10R	08-09	—	—	32-1361	—
ZX1000F ZX-10R	2010	—	—	32-1361	—
ZX1000G Ninja 1000	11-12	—	—	32-1361	—
ZX1000H Ninja 1000 ABS	2012	—	—	32-1361	—
ZX1000J Ninja ZX-10R	11-12	—	—	32-1596	—
ZX1000K Ninja ZX-10R (ABS)	11-12	—	—	32-1596	—
KZ1100A1/A2/A3 Shaft	81-83	32-1286(2)	—	32-1286	—
KZ1100B1/B2 GPz	81-82	32-1286(2)	—	32-1286	—
KZ1100D1/D2 Spectre	82-83	32-1286(2)	—	32-1286	—
KZ1100L1 LTD	1983	32-1286(2)	—	32-1286	—
ZN1100B1/B2 LTD	84-85	32-1319(2)	32-4048(2)	32-1319	32-4048(1)
ZR1100A1/A2/A3	92-94	32-7365(2)	—	32-1315	32-4117(1)
ZR1100C ZRX1100	99-00	32-7367(2)	—	32-7487	—
ZX1100A1/A2 GPz	83-84	32-1319(2)	32-4048(2)	32-1319	32-4048(1)
ZX1100C Ninja ZX-11	90-93	32-7365(2)	—	32-1315	32-4117(1)
ZX1100D Ninja ZX-11	93-01	32-7365(2)	—	—	—
ZX1100E1/E2/E3 GPz	95-97	—	—	32-1361	32-4122(1)
ZX1100F1 GPz (ABS)	1996	—	—	32-1361	32-4122(1)
ZG1200A1 Voyager XII	1986	32-1319(2)	32-4048(2)	32-1319	32-4048(1)

Application	Year	Front Caliper		Rear Caliper	
		Rebuild Kit	Piston-each	Rebuild Kit	Piston-each
ZG1200B Voyager XII	87-03	32-1319(2)	32-4048(2)	32-1319	32-4048(1)
ZR1200A ZRX1200	01-03	32-7367(2)	—	32-7487	—
ZX1200A Ninja ZX-12R	00-01	32-7367(2)	—	32-7487	—
ZX1200B Ninja ZX-12R	02-03	—	—	32-7487	—
ZX1200C Ninja ZX-12R	04-06	32-1318(2)	—	32-7487	—
ZX1200C ZZR1200	02-05	32-1314(2)	—	32-7487	—
KZ1300A1~A4	79-82	32-1289(2)	—	32-1335	—
KZ1300B2 Touring	1980	32-1289(2)	—	32-1335	—
ZN1300A1~A6 Voyager	83-88	32-1319(2)	32-4048(2)	32-1319	32-4048(1)
VN1500A1~A9 Vulcan 88	87-95	32-1319(1)	32-4048(1)	32-1319	32-4048(1)
VN1500A Vulcan 1500	96-98	32-1319(1)	32-4048(1)	32-1319	32-4048(1)
VN1500B Vulcan 88 SE	87-90	32-1319(1)	32-4048(1)	32-1319	32-4048(1)
VN1500C Vulcan 1500 L	96-97	32-1319(1)	32-4048(1)	32-1319	32-4048(1)
VN1500D Vulcan1500 Classic	96-97	32-7374(1)	—	32-1319	32-4048(1)
VN1500E Vulcan1500 Classic	98-00	32-7374(1)	—	32-1319	32-4048(1)
VN1500E Vulcan1500 Classic	01-04	32-7374(1)	—	32-1312	—
VN1500G Vulcan Nomad	99-00	32-7376(2)	—	32-1319	32-4048(1)
VN1500G Vulcan Nomad	2001	32-7376(2)	—	32-1311	—
VN1500J Vulcan Drifter	99-00	32-7374(1)	—	32-1312	—
VN1500L Vulcan Nomad FI 2000	—	32-1316(2)	—	—	—
VN1500L Vulcan Nomad FI 01-03	—	32-1316(2)	—	32-1311	—
VN1500N Vulcan Classic FI 2000	—	32-7374(1)	—	32-1312	—
VN1500N Vulcan Classic FI 01-08	—	32-7374(1)	—	32-1311	—
VN1500P Mean Streak	02-03	32-7367(2)	—	32-1311	—
VN1500R Vulcan Drifter	01-05	32-7374(1)	—	32-1312	—
VN1500T Vulcan Classic	2006	32-7374(1)	—	32-1311	—
VN1600A/E Vulcan Classic	03-08	32-7374(2)	—	32-1311	—
VN1600B Mean Streak	04-08	32-1318(2)	—	32-1311	—
VN1600D/G Vulcan Nomad	05-08	32-7374(2)	—	32-1311	—
VN1700A Voyager	09-11	—	—	32-1311	—
VN1700B Voyager ABS	09-11	—	—	32-1311	—
VN1700C Nomad	09-11	—	—	32-1311	—
VN1700E Classic	09-12	32-7374(2)	—	32-1311	—
VN1700G Classic LT	09-10	32-7374(2)	—	32-1311	—
VN1700J Vaquero	11-12	—	—	32-1311	—
VN2000A Vulcan 2000	04-06	32-1314(2)	—	32-1311	—
VN2000D Vulcan Limited	05-06	32-1314(2)	—	32-1311	—
VN2000E Vulcan Classic	06-07	32-1314(2)	—	32-1311	—
VN2000F Vulcan Classic LT	06-07	32-1314(2)	—	32-1311	—
VN2000G Vulcan 2000	2008	32-1314(2)	—	32-1311	—
VN2000H Vulcan Classic	2008	32-1314(2)	—	32-1311	—
VN2000J Vulcan Classic LT	08-10	32-1314(2)	—	32-1311	—

Application	Year	Front Caliper		Rear Caliper	
		Rebuild Kit	Piston-each	Rebuild Kit	Piston-each
KLF300C Bayou 4x4	89-05	32-1446(2)	—	—	—
KLF400B Bayou 4x4	93-99	32-1446(2)	—	—	—
KVF650F/G/H Brute Force	06-11	32-1446(2)	—	—	—
KSV700A KFX700 V-Force	04-05	32-1359(2)	—	—	—
KVF700A Prairie 700 4x4	04-05	32-1359(2)	—	—	—
KVF700B Prairie 700 4x4	04-05	32-1359(2)	—	—	—
KRF750 Teryx	08-09	32-1446(2)	—	—	—
KRF750 Teryx	10-12	32-1207(2)	—	—	—
KVF750 Brute Force	05-12	32-1446(2)	—	—	—

**Toll Free: 800-727-6767**

**www.klsupply.com**

## KAWASAKI Dual Sport/Offroad

Application	Year	Front Caliper Rebuild Kit	Front Caliper Piston-each	Rear Caliper Rebuild Kit	Rear Caliper Piston-each
KX80L/KX80N Big Wheel	88-90	—	—	—	32-2304(1)
KX80R	91-96	—	—	—	32-2304(1)
KX80R	1997	32-1207(1)	—	—	32-2304(1)
KX80T Big Wheel	91-94	—	—	—	32-2304(1)
KX80W1/W2/W3	98-00	32-1207(1)	—	32-7596	32-2304(1)
KX85A1/A2/A3/A4/A5	01-12	32-1207(1)	—	32-7596	32-2304(1)
KX100B5/B6	95-96	—	—	—	32-2304(1)
KX100B7	1997	32-1207(1)	—	—	32-2304(1)
KX100	01-12	32-1207(1)	—	32-7596	32-2304(1)
KX125G1/H1/H2	89-91	32-1207(1)	—	32-1596	—
KX125J1/J2	92-93	32-1207(1)	32-2304(2)	32-1596	—
KX125K1/K2/K3	94-96	32-1207(1)	32-2304(2)	32-4229	—
KX125	01-05	32-1207(1)	—	32-4229	—
KLX140/L	08-12	32-1207(1)	—	32-7596	—
KDX200E1/E2/E3	89-92	—	—	32-4229	—
KDX200E5/E6	93-94	32-1207(1)	—	32-4229	—
KDX200H1~H11	95-05	32-1207(1)	32-2304(2)	32-1596	—
KDX220A4~A12	97-05	32-1207(1)	32-2304(2)	32-1596	—
KDX250D1/D2/D3	91-94	32-1207(1)	—	32-1596	—
KL250G Super Sherpa	00-03	32-1359	—	—	—
KLX250D2/D3/D4	94-96	32-1207(1)	32-2304(2)	32-1596	32-2304(1)
KX250G1/H1/H2	89-91	32-1207(1)	—	32-1596	—
KX250J1/J2	92-93	32-1207(1)	32-2304(2)	32-1596	—
KX250K1/K2/K3/	94-96	32-1207(1)	32-2304(2)	32-4229	—
KX250	97-00	—	—	32-4229	—
KX250 2-Stroke	01-07	32-1207(1)	—	32-4229	—
KX250F 4-Stroke	04-12	32-1207(1)	—	32-7492	—
KLX300R	97-03	32-1207(1)	32-2304(2)	32-4229	—
KLX400A1/A2L Dual Sport	2003	—	32-2304(2)	—	—
KLX400SR Dual Sport	2003	—	32-2304(2)	—	—
KLX400B1 Offroad	2003	—	32-2304(2)	—	—
KLX400R Offroad	2003	—	32-2304(2)	—	—
KLX450R 4-Stroke	08-09	32-1207(1)	—	32-7492	—
KX450F 4-Stroke	06-12	32-1207(1)	—	32-7492	—
KX500E1/E2/E3	89-91	32-1207(1)	—	32-1596	—
KX500E4	1992	32-1207(1)	—	32-1596	—
KX500E5	1993	32-1207(1)	32-2304(2)	32-1596	—
KX500E6~E16	94-04	32-1207(1)	32-2304(2)	32-4229	—
KL650B Tengai KLR650	90-91	32-1315(1)	32-4117(1)	—	—
KL650E KLR650	08-12	32-1207(1)	—	32-1446	—
KLX650A Offroad	93-95	32-1207(1)	32-2304(2)	32-1596	—
KLX650C Dual Sport	93-96	32-1207(1)	32-2304(2)	32-1596	—
KLX650D1 Offroad	1996	32-1207(1)	32-2304(2)	—	—

## SUZUKI Street

Application	Year	Front Caliper Rebuild Kit	Front Caliper Piston-each	Rear Caliper Rebuild Kit	Rear Caliper Piston-each
GN250J	1988	32-1434(1)	—	—	—
GN400T	1980	32-1434(1)	—	—	—
GN400XT/XX	80-81	32-1434(1)	—	—	—
GN400TX/TZ	81-82	32-1434(1)	—	—	—
GSF400FM/FN Bandit	91-92	—	32-4154(2)	32-0751	—
GSF400FP Bandit	1993	—	32-4154(2)	32-0751	—
GS500EK/EL/EM/EN	89-92	—	—	32-0732	—
GS500EP/ER/ES	93-95	—	—	32-0751	—
GS500ET	1996	32-7379(1)	—	32-0751	—
GS550ED/ESD	1983	32-0732(2)	—	32-0732	—
GS550ES3/EF	83-84	32-0732(2)	—	32-0732	—
GS550ESE/ESF/ESG	84-86	32-0732(2)	—	32-0732	—
GS550ET	1980	—	32-4169(1)	32-1425	—
GS550LD	1983	32-0732(1)	—	—	—
GS550LF/LG	85-86	32-0732(1)	—	—	—
GS550LN	1979	—	—	32-1425	—
GS550LT	1980	—	32-4169(1)	32-1425	—
GS550LX	1981	—	32-4169(1)	32-0887	—
GS550LZ	1982	—	32-4169(1)	—	—
GS550MZ	1982	32-1418(2)	32-4169(2)	32-0887	—
GS550TX	1981	—	32-4169(1)	32-0887	—
GSF600S Bandit	96-99	32-7395(2)	—	32-0751	—

## SUZUKI Street

Application	Year	Front Caliper Rebuild Kit	Front Caliper Piston-each	Rear Caliper Rebuild Kit	Rear Caliper Piston-each
GSF600S Bandit	00-03	32-7379(2)	—	32-0751	—
GSX-R600WN/WP	92-93	32-7379(2)	—	32-0751	—
GSX-R600	97-00	32-7381(2)	—	32-0751	—
GSX-R600	01-03	32-7598(2)	—	32-0751	—
GSX-R600	04-05	32-7597(2)	—	32-1333	—
GSX-R600	06-07	32-7597(2)	—	32-1334	—
GSX-R600	08-09	—	—	32-1334	—
GSX-R600	11-13	32-7386(2)	—	—	—
GSX600F Katana	88-92	32-7378(2)	—	32-0732	—
GSX600F Katana	93-97	32-7378(2)	—	32-0751	—
GSX600F Katana	98-06	32-7379(2)	—	32-0751	—
RF600RR/RS/RT	94-96	32-7395(2)	—	32-0751	—
DL650 V-Strom	04-12	32-7379(2)	—	32-1336	—
GS650E/G/EZ	81-82	32-1418(2)	32-4169(2)	32-0887	—
GS650GLX/GLZ/GLD	81-83	—	32-4169(1)	32-0887	—
GS650GX/GZ/GD	81-83	32-1418(2)	32-4169(2)	32-0887	—
GS650MD Katana	1983	32-1418(2)	32-4169(2)	32-0887	—
GSX650F	08-09	—	—	32-1336	—
SV650	99-02	32-7379(2)	—	32-0751	—
SV650	03-08	32-7379(2)	—	—	—
GS700EF/ESF	1984	32-1434(2)	—	32-0887	—
GV700GLF Madura	85-86	32-1434(2)	—	—	—
GS750	77-79	—	—	32-1425	—
GS750ED/ESD	1983	32-1434(2)	—	32-0887	—
GS750ET/EX/EZ	80-82	32-1434(2)	—	32-1425	—
GS750LT/LX	80-81	32-1434(2)	—	32-1425	—
GS750SD Katana	1983	32-1418(2)	—	32-1425	—
GSX-R750G/H/RG	86-87	—	—	32-0732	—
GSX-R750J/K/L/M/N	88-91	32-7380(2)	—	32-0732	—
GSX-R750WP	92-93	32-7380(2)	—	—	—
GSX-R750WR/WS	94-95	32-7385(2)	—	32-0751	—
GSX-R750T/V/W/X	96-99	32-7390(2)	—	32-0751	—
GSX-R750	00-03	32-7598(2)	—	32-0751	—
GSX-R750	04-05	32-7597(2)	—	—	—
GSX-R750	06-07	32-7597(2)	—	32-1334	—
GSX-R750	11-13	32-7386(2)	—	—	—
GSX750FK~FN Katana	89-92	32-7378(2)	—	32-0732	—
GSX750FP~FV Katana	93-97	32-7378(2)	—	32-0751	—
GSX750FW~F/K1 Katana	98-06	32-7379(2)	—	32-0751	—
VS800GL Intruder	93-09	32-1337(1)	—	—	—
VX800L/M/N/P	90-93	—	32-4154(2)	—	—
GS850GL	80-83	32-1434(2)	—	32-1425	—
GS850GN	1979	—	—	32-1425	—
GS850GT/GX	80-81	32-1434(2)	—	32-1425	—
GS850GZ/GD	82-83	32-1434(2)	—	32-0887	—
RF900R up to frame no.100559	94-96	—	—	32-0751	—
RF900RZS	1995	—	—	32-0751	—
DL1000 V-Strom	02-12	32-7379(2)	—	32-1336	—
GS1000C/N (spoke wheel)	78-79	—	—	32-1425	—
GS1000E (mag wheel)	78-79	—	—	32-1425	—
GS1000ET	1980	32-1418(2)	—	32-1425	—
GS1000G	80-81	32-1434(2)	—	32-1425	—
GS1000LN/SN	1979	—	—	32-1425	—
GS1000ST	1980	32-1418(2)	—	32-1425	—
GS1000SZ Katana	1882	32-1418(2)	—	32-1425	—
GSX-R1000	03-04	—	—	32-1333	—
GSX-R1000	05-06	32-7597(2)	—	32-1333	—
GSX-R1000	07-08	32-7597(2)	—	32-1334	—
GSX-R1000	12-13	32-7386(2)	—	—	—
SV1000/S	03-07	32-7597(2)	—	32-1336	—
TL1000R	98-03	32-7390(2)	—	32-0751	—
TL1000S	97-01	32-7381(2)	—	32-0751	—
GS1100E	80-83	32-1418(2)	—	32-1425	—
GS1100GLZ/GLD	82-83	32-1434(2)	—	32-0887	—
GS1100GZ/GD	82-83	32-1434(2)	—	32-0887	—
GS1100LT	1980	32-1418(2)	—	32-1425	—
GS1100SD Katana	1983	32-1418(2)	—	32-1425	—
GSX-R1100G/H/J	86-88	32-7382(2)	—	32-0732	—
GSX-R1100K/L/M/N	88-92	—	—	32-0732	—
GSX-R1100W	93-98	32-7385(2)	—	32-0751	—

SHOP EQUIP & TOOLS

HARD PARTS

CARB & FUEL

IGNITION/ELECTRICAL

CONTROL

SUSPENSION

ACCESSORIES

# BRAKE CALIPER REBUILD KITS

## K&L BRAKE CALIPER REBUILD KITS

No need to look up each individual part. These kits contain all necessary replacement parts to rebuild one Brake Caliper Assembly. **Made in Japan.**

**Note:** Front Brake Calipers (1) or (2) after part number indicates number of kits required to do complete job. Order as required. Order qty-1/kit for rear caliper use  
**Brake Caliper Piston and Brake Caliper Pad Spring not included in kits.**  
**Note\*:** Kit does not include dust boots 32-1602(Yamaha), 32-1586(Yamaha)



SHOP EQUIP & TOOLS

HARD PARTS

CARB & FUEL

IGNITION/ELECTRICAL

CONTROL

SUSPENSION

ACCESSORIES

SUZUKI Street					
Application	Year	Front Caliper Rebuild Kit	Front Caliper Piston-each	Rear Caliper Rebuild Kit	Rear Caliper Piston-each
GSX1100FJ~FN Katana	88-92	32-0887(2)	—	32-0887	—
GSX1100FP Katana	1993	32-0751(2)	—	32-0751	—
GSX1100G Shaft	91-93	—	32-4154(2)	—	—
GS1150E/ES	83-86	32-0887(2)	—	32-0887	—
GSF1200SV Bandit	01-05	32-7390(2)	—	32-0751	—
GSF1200SV~SK3 Bandit	96-00	32-7380(2)	—	32-0751	—
GV1200GL Madura	85-86	32-1434(2)	—	—	—
GSF1250S/SA	07-09	32-7381(2)	—	32-1336	—
GSX1250FA	2011	32-7381(2)	—	32-1336	—
GSX1300R Hayabusa	99-07	32-7390(2)	—	32-0751	—
GSX1300R Hayabusa	08-12	—	—	32-1334	—
VS1400GL Intruder	96-09	—	—	32-1337	—
VL1500 Intruder LC	98-01	—	—	32-1337	—
VL1500 Intruder LC	98-04	32-7379(2)	—	—	—
VL1500/T C90	05-09	32-7379(2)	—	—	—

SUZUKI ATV					
Application	Year	Front Caliper Rebuild Kit	Front Caliper Piston-each	Rear Caliper Rebuild Kit	Rear Caliper Piston-each
LT230E QuadSport	87-93	—	—	32-1450	—
LT230S QuadSport	85-88	—	—	32-1450	—
LT250RF~RN Quadracer	85-92	—	—	32-1450	—
LT250SK/SL	89-90	—	—	32-1450	—
LT500R Quadracer	87-90	—	—	32-1450	—

SUZUKI Dual Sport/Offroad					
Application	Year	Front Caliper Rebuild Kit	Front Caliper Piston-each	Rear Caliper Rebuild Kit	Rear Caliper Piston-each
DR125G/H/J	86-88	32-1450(1)	—	—	—
DR125SER/S/T	94-96	32-1450(1)	—	—	—
RM125H	1987	32-1207(1)	—	—	—
RM125K/L	89-90	32-1207(1)	—	32-4229	—
RM125M	1991	32-1207(1)	32-2304(2)	32-4229	—
RM125N	1992	32-1207(1)	32-2304(2)	32-4229	—
RM125P/R/S	93-95	32-1207(1)	32-2304(2)	32-1596	—
RM125T~K4	96-08	32-1207(1)	32-2304(2)	32-1594	—
DR200G/H/J	86-88	32-1450(1)	—	—	—
DR250F	1985	32-1450(1)	—	—	—
DR250L/M	90-91	32-1207(1)	—	—	—
DR250N/P	92-93	32-1207(1)	32-2304(2)	32-1594	—
DR250S Dual Sport	90-95	32-1207(1)	—	—	—
DR-Z250 Offroad	01-07	32-1207(1)	32-2304(2)	—	—
RM250T~K6	87-08	32-1207(1)	32-2304(2)	—	—
RMX250K/L	89-90	—	—	32-1594	—
RMX250M	1991	—	32-2304(2)	—	—
RMX250N	1992	—	32-2304(2)	—	—
RMX250P/R/S/T	93-96	—	32-2304(2)	—	—
RMX250V/W	97-98	—	32-2304(2)	32-4229	—
RM-Z250 4-Stroke	04-11	32-1207(1)	—	32-4229	—
DR350L/M Offroad	90-91	32-1207(1)	—	—	—
DR350N~X Offroad	92-99	32-1207(1)	32-2304(2)	—	—
DR350S Dual Sport	90-93	32-1207(1)	—	—	—
DR350SE Dual Sport	94-97	32-1207(1)	—	—	—
DR350SE Dual Sport	98-99	32-1207(1)	32-2304(2)	—	—
DR-Z400 Offroad	00-04	32-1207(1)	32-2304(2)	32-4229	—
DR-Z400E Offroad	00-07	32-1207(1)	32-2304(2)	32-4229	—
DR-Z400S Dual Sport	00-12	32-1207(1)	32-2304(2)	32-4229	—
DR-Z400SM Supermoto	05-08	32-1207(1)	—	32-4229	—
RM-Z450 4-Stroke	05-11	32-1207(1)	—	32-4229	—
DR650SE Dual Sport	96-12	32-1207(1)	32-2304(2)	—	—

YAMAHA Street					
Application	Year	Front Caliper Rebuild Kit	Front Caliper Piston-each	Rear Caliper Rebuild Kit	Rear Caliper Piston-each
FZR400U/SUC/W/SWC	88-89	32-1608(2)	—	32-2332(2)	—
FZR400A/SAC	1990	32-7599(2)	—	—	—
XS400D/E/F	77-79	32-1250(1)	—	32-1250	—
XS400SG/SH Special	80-81	32-1605(1)	—	—	—
SR500E/F/G/H	78-81	32-1250(1)	—	32-1250	—
XS500C/D/E	76-78	32-1250(1)	—	32-1250	—
XJ550 Maxim/Seca	81-83	32-1602(1)*	—	—	—
FJ600L/LC/N/NC	84-85	32-1608(2)	32-2332(2)	32-1606	—
FZ-6	04-08	—	—	32-1326	—
FZ-6R	09-12	—	—	32-1326	—
FZ600S/SC/T/TC/U/UC	86-88	32-1608(2)	32-2332(2)	—	—
FZR600	1989	—	—	32-1608	32-2332(2)
FZR600	90-99	32-7476(2)	—	32-1608	32-2332(2)
YZF600R	95-96	32-7476(2)	—	—	—
YZF600R	97-07	32-7477(2)	—	32-1608	32-2332(2)
YZF-R6	99-02	32-7477(2)	—	—	—
YZF-R6	03-04	32-7477(2)	—	32-1326	—
YZF-R6	06-10	—	—	32-1326	—
YZF-R6S	06-09	32-7477(2)	—	32-1326	—
YX600/C Radian	86-90	32-1608(2)	32-2332(4)	—	—
XJ650G/H/J/K Maxim	80-83	32-1605(1)	—	—	—
XJ650LH Midnight Special	1981	32-1605(1)	—	—	—
XJ650RJ Seca	1982	32-1250(1)	—	32-1250	—

**NOTE: 32-1250 does not fit XJ650LJ/LK Seca Turbo 82-83.**  
**Brake caliper kit not available for this application.**

XS650 Twins, All	77-83	32-1250(1)	—	32-1250	—
FZ700T/TC	1987	—	—	32-1608	32-2332(2)
FZX700S/SC/T/TC Fazer	86-87	32-1608(2)	32-2332(4)	32-1608	32-2332(2)
XJ700 Maxim	85-86	32-1606(2)	—	—	—
XJ700 Maxim X	85-86	32-1606(2)	—	—	—
XV700 Virago	84-87	32-1606(2)	—	—	—
FZ750N/S/SC/U/UC	85-88	—	—	32-1608	32-2332(2)
FZR750RT/RU	87-88	32-7599(2)	—	32-1608	32-2332(2)
XJ750RH/RJ/RK Seca	81-83	32-1602(2)*	—	—	—
XS750D/2D/E/F	77-79	32-1250(2)	—	32-1250	—
XS750SE/SF Special	78-79	32-1605(2)	—	32-1250	—
XV750H/J/K Virago	81-83	32-1605(1)	—	—	—
XV750U/UC-H/HC Virago	88-97	32-1606(2)	—	—	—
YZF750RF/RFC	1994	—	—	32-1608	32-2332(2)
YZF750R	96-98	—	—	32-1608	32-2332(2)
TDM850D/DC/E/EC	92-93	32-7599(2)	—	32-1608	32-2332(2)
XS850G/H	80-81	32-1250(2)	—	32-1250	—
XS850L Midnight Special	80-81	32-1605(2)	—	32-1250	—
XS850SG/SH Special	80-81	32-1605(2)	—	32-1250	—
XJ900RK Seca	1983	32-1608(2)	32-2332(2)	32-1608	32-2332(2)
XV920J Virago	1982	32-1602(2)*	—	—	—
XV920K Virago	1983	32-1605(1)	—	—	—

## BRAKE CALIPER PISTON TOOL

expands the gap between the pads, making it easy to fit the brake rotor between the pads when re-installing a caliper or wheel.



35-4467 Brake Caliper Piston Tool



35-4467





32-1250



32-1586



32-1197

## YAMAHA Street Application

Year	Front Caliper Rebuild Kit	Front Caliper Piston-each	Rear Caliper Rebuild Kit	Rear Caliper Piston-each
XV920RH/RJ	81-82	32-1250(2)	—	—
FZ-1	01-05	32-7477(2)	—	—
FZ-1	06-10	32-7477(2)	—	32-1326
FZR1000T/TC/U/UC	87-88	32-7599(2)	—	32-1608 32-2332(2)
FZR1000W/WC~G/GC	89-95	—	—	32-1608 32-2332(2)
FZS1000	01-05	32-7477(2)	—	—
XV1000 /C Virago	84-85	32-1606(2)	—	—
GTS1000AE/AF/	93-94	—	—	32-1608 32-2332(2)
GTS1000AEC/AFC	93-94	—	—	32-1608 32-2332(2)
YZF1000RJ/RJC	1997	32-7477(2)	—	32-1608 32-2332(2)
YZF-R1	98-01	32-7477(2)	—	—
YZF-R1	04-11	—	—	32-1326
FJ1100L/LC/N/NC	84-85	32-1608(2)	32-2332(2)	32-1608 32-2332(2)
XJ1100J Maxim	1982	—	—	32-1605
XS1100E	78-81	32-1250(2)	—	32-1250
XS1100L Midnight Special	1980	32-1605(2)	—	32-1250
XS1100L Midnight Special	1981	32-1602(2)*	—	32-1605
XS1100SF/SG/SH Special	79-81	32-1605(2)	—	32-1250
XV1100 /C Virago	88-99	32-1606(2)	—	—
XV1100SH/SJ Virago	96-97	32-1606(2)	—	—
XV1100SHC/SJC Virago	96-97	32-1606(2)	—	—
XVS1100A V-Star 1100	99-09	—	—	32-1608 32-2332(2)
FJ1200S/SC/T/TC	86-87	32-1608(2)	32-2332(2)	32-1608 32-2332(2)
FJ1200 /C	89-93	32-7599(2)	—	32-1608 32-2332(2)
VMX12 V-Max	86-92	—	—	32-1608 32-2332(2)
VMX12 V-Max	93-07	32-7476(2)	—	32-1608 32-2332(2)
XVZ12TK/DL/KC2 Venture	83-84	32-1606(2)	—	32-1608 32-2332(2)
XVZ12D Venture Royale	83-85	32-1606(2)	—	32-1608 32-2332(2)
XVZ12DC Venture Royale	83-85	32-1606(2)	—	32-1608 32-2332(2)
FJR1300	03-05	32-7477(2)	—	—
XVZ1300 Royal Star	96-01	32-7599(2)	—	—

## YAMAHA ATV Application

Year	Front Caliper Rebuild Kit	Front Caliper Piston-each	Rear Caliper Rebuild Kit	Rear Caliper Piston-each
YFM125R Raptor	11-12	32-1586(2)*	—	—
YFS200 Blaster	03-06	32-1586(2)*	—	—
YFM250B Big Bear	07-09	32-1586(2)*	—	—
YFM250X Beartracker	01-05	32-1586(2)*	—	—
YFM350A Bruin Auto 2WD	04-05	32-1586(2)*	—	—
YFM350FA Bruin Auto 4WD	04-05	32-1586(2)*	—	—
YFM350F Big Bear 4WD	1999	32-1586(2)*	—	—
YFM350FX Wolverine 4WD	95-05	32-1586(2)*	—	32-1587
YFM35X Wolverine 2WD	06-09	32-1586(2)*	—	—
YFM35G Grizzly 350 2WD	07-11	32-1586(2)*	—	—
YFM35FG Grizzly 350 4WD	07-11	32-1586(2)*	—	—
YFM350U Big Bear 2WD	1999	32-1586(2)*	—	—
YFM350X Warrior	87-88	—	—	32-1587
YFM350X Warrior	89-05	32-1586(2)*	—	32-1587
YFM350R Raptor	04-11	32-1586(2)*	—	—
YFZ350 Banshee	87-89	—	—	32-1587
YFZ350 Banshee	90-06	32-1586(2)*	—	32-1587
YFM400A Kodiak Auto 2WD	00-02	32-1586(2)*	—	32-1586*
YFM400A Kodiak Auto 2WD	03-04	32-1586(2)*	—	—
YFM400F Kodiak 4WD	1999	32-1586(2)*	—	—
YFM400F Kodiak 4WD	00-02	32-1586(2)*	—	32-1586*
YFM400F Kodiak 4WD	03-04	32-1586(2)*	—	—

## YAMAHA ATV Application

Year	Front Caliper Rebuild Kit	Front Caliper Piston-each	Rear Caliper Rebuild Kit	Rear Caliper Piston-each
YFM400F Kodiak 4WD	05-06	32-1586(2)*	—	32-1586*
YFM400F Kodiak 4WD	1999	32-1586(2)*	—	—
YFM400FA Kodiak Auto 4WD	00-01	32-1586(2)*	—	32-1586*
YFM400FW Big Bear 4WD	00-11	32-1586(2)*	—	—
YFM400N Big Bear 2WD	00-01	32-1586(2)*	—	—
YFM4FG Grizzly 400 4WD	07-08	32-1586(2)*	—	32-1586*
YFM45F Kodiak 4WD	03-06	32-1586(2)*	—	32-1586*
YFM45FG Grizzly 450 4WD	07-11	32-1586(2)*	—	—
YFM450FX Wolverine	06-10	32-1586(2)*	—	32-1586*
YFM600FW Grizzly	98-01	32-1586(2)*	—	—
YFM660FG Grizzly	02-08	32-1586(2)*	—	—
YFM660R Raptor	01-05	32-1586(2)*	—	—
YFM700R Raptor	06-11	—	—	32-1586*

## YAMAHA Side by Side Application

Year	Front Caliper Rebuild Kit	Front Caliper Piston-each	Rear Caliper Rebuild Kit	Rear Caliper Piston-each
YXR450 Rhino	04-09	32-1589(2)	—	32-1586*
YXR660 Rhino	04-07	32-1589(2)	—	32-1586*
YXR700 Rhino	08-11	32-1589(2)	—	—

## YAMAHA Offroad Application

Year	Front Caliper Rebuild Kit	Front Caliper Piston-each	Rear Caliper Rebuild Kit	Rear Caliper Piston-each
YZ125W	1989	32-1589(1)	—	—
YZ125A/B/D1	90-92	32-1589(1)	—	—
YZ125E1/F1/G1/H1/J1	93-97	32-1589(1)	32-2304(2)	—
YZ125K1	1998	32-1589(1)	32-2304(2)	32-1589
YZ125L1/M1/N1/P	99-02	32-1589(1)	32-2304(2)	—
YZ125R/S1/T1	03-07	32-1589(1)	—	—
WR200RD	1992	32-1589(1)	—	—
TT-R250L	99-06	32-1589(1)	32-2304(2)	—
WR250ZB/ZD/ZE	91-93	32-1589(1)	—	—
WR250ZF/ZG/ZH/ZJ	94-97	32-1589(1)	32-2304(2)	—
WR250F 4-Stroke Offroad	01-11	32-1589(1)	32-2304(2)	—
WR250R	08-11	32-1589(1)	—	—
WR250X	08-11	32-1589(1)	—	—
YZ250W	1989	32-1589(1)	—	—
YZ250A1/B1/D1	90-92	32-1589(1)	—	—
YZ250E1/F1/G1/H1/J1	93-97	32-1589(1)	32-2304(2)	—
YZ250K1	1998	32-1589(1)	32-2304(2)	32-1589
YZ250L1/M1/N1/P	99-02	32-1589(1)	32-2304(2)	—
YZ250R/S1/T1	03-07	32-1589(1)	—	—
YZ250F 4-Stroke Offroad	01-02	32-1589(1)	32-2304(2)	—
YZ250F 4-Stroke Offroad	03-06	32-1589(1)	—	—
WR400F 4-Stroke Offroad	1998	32-1589(1)	32-2304(2)	—
WR400F 4-Stroke Offroad	99-00	32-1589(1)	32-2304(2)	—
YZ400F 4-Stroke Offroad	1998	32-1589(1)	32-2304(2)	—
YZ400F 4-Stroke Offroad	1999	32-1589(1)	32-2304(2)	32-1589
WR426F 4-Stroke Offroad	01-02	32-1589(1)	32-2304(2)	—
YZ426F 4-Stroke Offroad	00-02	32-1589(1)	32-2304(2)	—
WR450F 4-Stroke Offroad	03-11	32-1589(1)	—	—
YZ450F 4-Stroke Offroad	03-07	32-1589(1)	—	—
WR500ZD/ZE	92-93	32-1589(1)	—	—
XT600 Dual Sport	90-95	32-1586(1)*	—	—

SHOP EQUIP & TOOLS

HARD PARTS

CARB & FUEL

IGNITION/ELECTRICAL

CONTROL

SUSPENSION

ACCESSORIES

SHOP EQUIP & TOOLS

HARD PARTS

CARB & FUEL

IGNITION/ELECTRICAL

CONTROL

SUSPENSION

ACCESSORIES



**BANJO HOSE END, STRAIGHT**  
32-6665 10mm Banjo End



**BANJO HOSE END, 15 DEGREE**  
32-6666 10mm Banjo End



**BANJO HOSE END, 15 DEGREE BEND**  
32-6683 10mm Banjo End



**BANJO HOSE END, 45 DEGREE**  
32-6667 10mm Banjo End



**BANJO HOSE END, 90 DEGREE**  
32-6669 10mm Banjo End

## GOODRIDGE BRAKE LINES & FITTINGS


With over 30 years experience in motorsports at all levels, Goodridge has firmly established themselves as the leaders in brakeline technology. Top AMA and WERA teams rely on Goodridge products, and now so can you. Stopping distances from 100 mph can be reduced in excess of 20 feet, allowing you to brake later and accelerate sooner. Goodridge brakelines pass a 9-point testing procedure before being shipped, so you are assured of receiving the highest quality product available.



32-6655	Clear, Female to Female ends	12"
32-6700	Clear, Female to Female ends	15"
32-6656	Clear, Female to Female ends	16"
32-6718	Clear, Female to Female ends	19"
32-6658	Clear, Female to Female ends	21"
32-6704	Clear, Female to Female ends	23"
32-6659	Clear, Female to Female ends	24"
32-6660	Clear, Female to Female ends	26"
32-6661	Clear, Female to Female ends	28"
32-6662	Clear, Female to Female ends	30"
32-6663	Clear, Female to Female ends	32"
32-6664	Clear, Female to Female ends	34"
32-6723	Clear, Female to Female ends	36"
32-6720	Clear, Female to Female ends	38"
32-6721	Clear, Female to Female ends	40"
32-6709	Clear, Female to Female ends	42"
32-6705	Clear, Female to Female ends	44"
32-6710	Clear, Female to Female ends	47"
32-6719	Clear, Female to Female ends	50"
32-6722	Clear, Female to Female ends	54"



**Note:** Build-a-line fittings are not compatible with the reusable fittings listed below!



**BANJO BOLT, SINGLE**  
32-5727 12 x 1.50 Chrome  
32-5728 10 x 1.00 Chrome  
32-6670 10 x 1.00  
32-6673 10 x 1.25



**BANJO BOLT, DOUBLE**  
32-6672 10 x 1.00  
32-6676 10 x 1.25



**BANJO BOLTS W/ BLEEDER**  
32-5841 Single, 10 x 1.00  
32-5851 Double, 10 x 1.00  
32-5885 Single, 10 x 1.25  
32-5897 Double, 10 x 1.25



**SINGLE BRAKE LIGHT BANJO BOLT**  
32-5725 Single, 3/8"-24 for 10mm  
32-5726 Single, 7/16"-24 for 12mm

**PROFESSIONAL BUILDER KITS-** Are the answer to brakeline problems. No more waiting for Special Orders with long lead times, you can build on site while your customer waits! No need to tie up money by stocking dozens of pre-made lines, these kits come in a convenient carrying case, which includes specialty tools to simplify assembly. Find out how easy it is to address your customers "special needs" and increase your profitability today.

### Metric Cruiser Brakeline Kit & Replacement Fittings

K&L #	Goodridge #.	Description
32-5588	940	Brakeline Kit, Metric
32-5601	5092-03CH	10mm Straight Banjo
32-5609	600-03CL-25	-3 SS Braid PTFE Hose-25ft
32-5633	5093-03CH	10mm 20 Degree Banjo
32-5635	442-31CH	10mm x 1.0 Male Hose End
32-5636	5094-03CH	10mm 45 Degree Banjo
32-5637	442-32CH	10mm x 1.25 Male Hose End
32-5638	5097-03CH	10mm 20 Side Bend Banjo
32-5640	993-03-31CH	Double Banjo Bolt-10mm x 1.0
32-5641	5099-03CH	10mm 90 Degree Banjo
32-5642	992-03-31CH	Single Banjo Bolt-10mm x1.0
32-5663	6001-03CH	-3 Female Hose End
32-5667	993-03-32CH	Double Banjo Bolt-10mm x 1.25
32-5671	10100-03	-3 to 10mmx 1.0 Male Fitting
32-5676	992-03-32CH	Single Banjo Bolt- 10 mm x 1.25
32-5680	10125-03	3 to 10mm x 1.25 Male Adapter
32-5681	1205-03B-10	-3 Ferrule - 10 pak
32-5683	44516-6	3/8" Crush Washer - 6 pak
32-5685	GM100	-3 Mandrill
32-5692	GP101	Socket Plate

### Big Twin Brakeline Kit & Replacement Fittings

K&L #	Goodridge #.	Description
32-5699	950	Brakeline Kit, Big Twin
32-5735	5091-03CH	10mm Straight Banjo- Short
32-5744	MCHD-001	Front Tee Bar
32-5752	5091-03-04CH	12mm Straight Banjo-Short
32-5760	MCHD-002	Universal Rear Brake Tee
32-5601	5092-03CH	10mm Straight Banjo-Long
32-5764	5092-03-04CH	Rear Brake Tee-Softail
32-5763	MCHD-004	12mm Straight Banjo-Long
32-5765	773-03CH	Double Banjo Bolt-3/8-24
32-5636	5094-03CH	10mm 45 Degree Banjo
32-5767	775-03CH	Single Banjo Bolt-3/8-24
32-5768	5070-03CH	10mm 70 Degree Banjo
32-5774	775-03LCH	Single Banjo Bolt-3/8-24 long
32-5663	6001-03CH	-3 Female Hose End
32-5775	775-44CH	Single Banjo Bolt-7/16-24
32-5780	6091-03CH	-3 90 Degree Female Hose End
32-5683	44516-6	3/8 Crush Gasket - 6 pak
32-5785	10324-03CH	-3 to 3/8-24 IF Fitting
32-5789	44518-6	7/16 Crush Gasket - 6 pak
32-5609	600-03CL-25	-3 SS Braid PTFE Hose-25ft
32-5681	1205-03B-10	-3 Ferrule - 10 pak
32-5685	GM100	-3 Mandrill
32-5692	GP101	Socket Plate



32-1639



32-1640

**STRAIGHT BANJO HOSE END**

- 32-1639 Chrome Plated 10mm
- 32-1640 Aluminum 10mm



32-1642



32-1643

**12 DEGREE BANJO HOSE END**

- 32-1642 Chrome Plated 10mm
- 32-1643 Aluminum 10mm



32-1645



32-1646

**40 DEGREE BANJO HOSE END**

- 32-1645 Chrome Plated 10mm
- 32-1646 Aluminum 10mm



32-1651



32-1652

**90 DEGREE SHORT BANJO HOSE END**

- 32-1651 Chrome Plated 10mm
- 32-1652 Aluminum 10mm



32-1664

**20 DEGREE BANJO HOSE END**

- 32-1664 Chrome Plated 10mm



32-1654

**90 DEGREE LONG BANJO HOSE END**

- 32-1654 Chrome Plated 10mm



32-1711 32-1713 32-1712

**SINGLE BANJO BOLT, NO BLEEDER**

- 32-1706 Chrome Plated-Brass M.10 x 1.00
- 32-1710 Aluminum M.10 x 1.00
- 32-1711 Chrome Plated-Brass M.10 x 1.25
- 32-1712 Aluminum M.10 x 1.25

**DOUBLE BANJO BOLT, NO BLEEDER**

- 32-1713 Chrome Plated-Brass M.10 x 1.00
- 32-1718 Chrome Plated-Brass M.10 x 1.25

**GALFER™ HYDRAULIC ASSEMBLY TOOL**

This Line Assembly tool is the answer for building custom brake lines. Using reusable hose fittings and bulk line you can build stock or custom applications in minutes.

- 35-1756 Stainless Steel Braided Hydraulic Line Assembly Tool
- 32-0046 Assembly Tool Instructional Video



**GALFER™ BANJO HOSE ENDS**

Available in chrome plated brass and anodized aluminum. All fittings sold each and include installation nut.



32-1723 32-1726 32-1727

**AIR FREE BANJO BOLT with BLEEDER**

- 32-1721 Chrome Plated-Brass M.10 x 1.00
- 32-1723 Chrome Plated-Brass M.10 x 1.25

**AIR FREE DOUBLE BANJO BOLT with BLEEDER**

- 32-1726 Chrome Plated-Brass M.10 x 1.00
- 32-1727 Aluminum • Red M.10 x 1.00
- 32-1728 Chrome Plated-Brass M.10 x 1.25



32-1675 32-1681

**STRAIGHT SWIVEL FEMALE (concave)**

- 32-1675 Chrome Plated Brass M.10 x 1.00
- 32-1681 Chrome Plated Brass M.10 x 1.00

**Toll Free:**  
**800-727-6767**

[www.klsupply.com](http://www.klsupply.com)



32-1686 32-1694 32-1666

**FIXED STRAIGHT MALE SHORT (concave)**

- 32-1686 Chrome Plated Brass M.10 x 1.00
- 32-1688 Chrome Plated Brass M.10 x 1.25

**STRAIGHT MALE SWIVEL**

- 32-1694 Chrome Plated Brass M.10 x 1.00
- 32-1696 Chrome Plated Brass M.10 x 1.25

**3-WAY HOSE FITTING**

- 32-1666 Chrome Plated

**GALFER™ K7 UNIVERSAL BRAKE LINES/FITTINGS**

Build to suit in house. Fast, threaded fittings make it easy!

**K7 BRAKE LINES**

- |                |                      |         |
|----------------|----------------------|---------|
| <b>22-1603</b> | Universal Brake Line | 12 inch |
| <b>22-1604</b> | Universal Brake Line | 16 inch |
| <b>22-1613</b> | Universal Brake Line | 18 inch |
| <b>22-1618</b> | Universal Brake Line | 20 inch |
| <b>22-1624</b> | Universal Brake Line | 24 inch |
| <b>22-1668</b> | Universal Brake Line | 26 inch |
| <b>22-1669</b> | Universal Brake Line | 28 inch |
| <b>22-1672</b> | Universal Brake Line | 30 inch |
| <b>22-1678</b> | Universal Brake Line | 32 inch |
| <b>22-1697</b> | Universal Brake Line | 34 inch |

**10 MM FITTINGS**

- |                |                          |          |
|----------------|--------------------------|----------|
| <b>22-1709</b> | Straight Banjo           | Polished |
| <b>32-1719</b> | 12 Degree Banjo          | Polished |
| <b>32-1722</b> | 40 Degree Banjo short    | Polished |
| <b>32-1725</b> | 40 Degree Banjo long     | Polished |
| <b>32-1731</b> | 90 Degree Banjo short    | Polished |
| <b>32-1732</b> | 90 Degree Banjo long     | Polished |
| <b>32-1716</b> | 3 Way Fitting (Junction) | Polished |

**LENGTH**

- 12 inch  
16 inch  
18 inch  
20 inch  
24 inch  
26 inch  
28 inch  
30 inch  
32 inch  
34 inch

**Finish**

- Polished  
Polished  
Polished  
Polished  
Polished  
Polished  
Polished



32-1732



32-1716



32-1719



32-1722



22-1709

**GALFER™ BRAIDED BRAKE LINE & FITTINGS**

Stainless steel line is available in clear or black, with an inner liner of type 62 teflon & a braided stainless steel outer sheath meeting AISI 304 L.

	82ft Roll	12ft Length	6ft Length
Clear	22-2130	22-1942	22-1941
Black	————	22-1946	22-1944



**REPLACEMENT INNER OLIVE pk/10**

- 32-1734 Chrome Plated
- 32-1735 Copper

**BANJO SEALING CRUSH WASHER pk/20**

- 32-1736 Aluminum, 10 mm
- 32-1737 Copper, 10 mm

**CONIC INVERTOR each**

- 32-1767 Chrome Plated, 3.5 x 8mm

**Note:** These fittings are not compatible with K7 reusable fittings listed to the left!

SHOP EQUIP & TOOLS

HARD PARTS

CARB & FUEL

IGNITION/ELECTRICAL

CONTROL

SUSPENSION

ACCESSORIES

## EBC TO K&L CROSS REFERENCE

EBC#	K&L#	EBC#	K&L#
303	32-2150	FA142HH	32-8185
304	32-2151	FA145	32-2032
306	32-2154	FA145HH	32-8256
313	32-2160	FA152X	32-2038
315	32-2161	FA155X	32-2044
320	32-2163	FA158	32-2045
321	32-2165	FA158HH	32-8186
333	32-2173	FA159X	32-8242
343	32-2176	FA160	32-2050
351	32-2178	FA161	32-2053
503	32-2179	FA165X - LT	32-2026
506	32-2186	FA174	32-2055
512	32-2191	FA174HH	32-8197
515	32-2192	FA179	32-2653
516	32-2196	FA185X	32-2292
705	32-2204	FA187	32-2289
706	32-2205	FA187HH	32-8247
709	32-2206	FA188	32-2294
713	32-2207	FA188HH	32-8199
718	32-2138	FA189	32-2290
719	32-2139	FA192	32-2320
720	32-2140	FA192HH	32-8200
FA13	32-2209	FA196	32-2278
FA29	32-2060	FA196HH	32-8226
FA30	32-2061	FA199	32-7757
FA31	32-2063	FA199HH	32-8227
FA32	32-2064	FA203	32-2172
FA33	32-2065	FA213	32-2328
FA34	32-2066	FA21X	32-2056
FA36	32-2067	FA229	32-3056
FA41	32-2069	FA229HH	32-8228
FA45	32-2077	FA231	32-2654
FA51	32-2080	FA231HH	32-8230
FA54X	32-2085	FA232X	32-2015
FA61	32-2087	FA252	32-2345
FA63	32-2091	FA252HH	32-7721
FA63HH	32-8169	FA254HH	32-7722
FA65	32-2094	FA261HH	32-3097
FA67X	32-2096	FA267	32-2156
FA68	32-2097	FA270R	32-2011
FA68HH	32-8246	FA296HH	32-8243
FA69	32-2098	FA307X - LT	32-2092
FA69/2	32-2099	FA317X - RT	32-2093
FA69/3	32-2100	FA319/2HH	32-8270
FA69/3HH	32-8245	FA354R	32-2024
FA70	32-2101	FA367X	32-2035
FA81	32-2116	FA369/4HH	32-8238
FA84R	32-2693	FA379HH	32-7725
FA84X	32-2141	FA380HH	32-7726
FA85	32-2143	FA381HH	32-2517
FA85HH	32-8177	FA387HH	32-2519
FA88	32-2145	FA388HH	32-8249
FA88HH	32-8180	FA390HH	32-8239
FA92X	32-2147	FA395X	32-8248
FA101X	32-2006	FA400	32-2512
FA103	32-2007	FA400HH	32-2513
FA103HH	32-8268	FA410X	32-2149
FA119X	32-2339	FA413X - LT	32-2183
FA123	32-2014	FA414X - RT	32-2184
FA123HH	32-8279	FA417/4HH	32-8174
FA124/2	32-2018	FA423/4HH	32-7724
FA129	32-2020	FA428X	32-2148
FA130R	32-2022	FA436HH	32-8240
FA131X	32-2023	FA442/4HH	32-8175
FA135X - RT	32-2027	FA447HH	32-7719
FA140	32-2028	FA452R	32-2031
FA141	32-2029		
FA142	32-2030		



### APRILIA Street Application

Application	Year	Front STD	Front HH	Rear STD	Rear HH
RS250	99-03	32-3021	—	—	—
Dorsoduro 750	08-12	—	—	32-2328	—
Shiver 750	07-12	—	—	32-2328	—
RSV1000/Mille/SP	98-01	32-3021	—	—	—
RSV4/R 1000	09-12	—	32-7719	—	—
RSV Tuono	02-05	32-3021	—	—	—
SL1000 Falco	00-05	32-3021	—	—	—
Dorsoduro 1200	11-12	32-3021	—	32-2328	—

### APRILIA Dual Sport/Offroad Application

Application	Year	Front STD	EBC REF	Rear STD	EBC REF
MXV450	09-12	—	—	32-2035	FA367X
RXV450/550	06-11	32-2292	FA185X	32-2035	FA367X
SXV450/550	06-12	—	—	32-2035	FA367X

### ARCTIC CAT ATV Application

Application	Year	Front STD	EBC REF	Rear STD	EBC REF
250 2X4 Utility	05-09	32-8248	FA395X	32-8248	FA395X
250 4X4 Utility	05-08	32-8248	FA395X	32-8248	FA395X
300 4X4 Utility	2005	32-8248	FA395X	32-8248	FA395X
350 ATV	2012	32-8248	FA395X	32-8248	FA395X
366 4X4 Auto Utility	08-09	32-8248	FA395X	32-8248	FA395X
366 SE	2010	32-8248	FA395X	32-8248	FA395X
400 4X4 Utility	05-07	32-8248	FA395X	32-8248	FA395X
400 4X4 VP Utility	05-06	32-8248	FA395X	32-8248	FA395X
400 4X4 Auto Utility	05-08	32-8248	FA395X	32-8248	FA395X
400 4X4 Auto LE Utility	05-07	32-8248	FA395X	32-8248	FA395X
400 4X4 Auto VP Utility	05-06	32-8248	FA395X	32-8248	FA395X
400 4X4 Auto TBX Utility	05-06	32-8248	FA395X	32-8248	FA395X
400 TRV	2009	32-8248	FA395X	32-8248	FA395X
400 TRV H1	2010	32-8248	FA395X	32-8248	FA395X
400 TRV	2013	32-8248	FA395X	32-8248	FA395X
400 4X4 Auto TRV Multirider	2006	32-8248	FA395X	32-8248	FA395X
400 4X4 Auto TRV Plus Multirider	2007	32-8248	FA395X	32-8248	FA395X
400 ATV CR	2013	32-8248	FA395X	32-8248	FA395X
425i/SE	2012	32-8248	FA395X	32-8248	FA395X
450HI EFI	2010	32-8248	FA395X	32-8248	FA395X
450i	11-12	32-8248	FA395X	32-8248	FA395X
450i GT	2012	32-8248	FA395X	32-8248	FA395X
450 TRV	11-12	32-8248	FA395X	32-8248	FA395X
450i TRV	2011	32-8248	FA395X	32-8248	FA395X
450 ATV CR	2013	32-8248	FA395X	32-8248	FA395X
XC450i	11-13	32-8248	FA395X	32-8248	FA395X
500 4X4 Auto Utility	05-08	32-8248	FA395X	32-8248	FA395X
500 4X4 Auto LE Utility	05-06	32-8248	FA395X	32-8248	FA395X
500 4X4 Manual Utility	05-09	32-8248	FA395X	32-8248	FA395X
500 4X4 Auto TBX Utility	05-06	32-8248	FA395X	32-8248	FA395X
500 4X4 Auto TRV Multirider	05-08	32-8248	FA395X	32-8248	FA395X
500 ATV/XT	2013	32-8248	FA395X	32-8248	FA395X
500 TRV	2013	32-8248	FA395X	32-8248	FA395X
550/550i (All Models)	09-13	32-8248	FA395X	32-8248	FA395X
650 V2 4X4 (All)	04-06	32-8248	FA395X	32-8248	FA395X
650HI TBX/TRV	2007	32-8248	FA395X	32-8248	FA395X
650 HI TRV	2008	32-8248	FA395X	32-8248	FA395X
650 H1 (All Models)	09-11	32-8248	FA395X	32-8248	FA395X
700 (All Models)	06-13	32-8248	FA395X	32-8248	FA395X
1000 (All Models)	09-13	32-8248	FA395X	32-8248	FA395X

## ARCTIC CAT Side by Side

Application	Year	Front STD	EBC REF	Rear STD	EBC REF
550 Hi Prowler	2009	<b>32-8248</b>	FA395X	<b>32-8248</b>	FA395X
XT550 Prowler	10-13	<b>32-8248</b>	FA395X	<b>32-8248</b>	FA395X
650 Prowler (All)	06-09	<b>32-8248</b>	FA395X	<b>32-8248</b>	FA395X
XTX700 Prowler (All)	08-13	<b>32-8248</b>	FA395X	<b>32-8248</b>	FA395X
Wildcat 1000 (All)	11-13	<b>32-8248</b>	FA395X	<b>32-8248</b>	FA395X
XTZ1000 Prowler	10-13	<b>32-8248</b>	FA395X	<b>32-8248</b>	FA395X

## BMW

Application	Year	Front STD	Front HH	Rear STD	Rear HH
F650	93-00	————	————	<b>32-2328</b>	————
F650CS	00-07	————	————	<b>32-2328</b>	————
F650GS	99-13	————	————	<b>32-2328</b>	————
F650ST	97-00	————	————	<b>32-2328</b>	————
G650GS	09-13	————	————	<b>32-2328</b>	————
G650 X-Moto	07-09	<b>32-3021</b>	————	<b>32-2328</b>	————
F700GS	————	————	————	<b>32-2328</b>	————
F800R	09-13	<b>32-3021</b>	————	<b>32-2328</b>	————
F800S/ST	06-13	<b>32-3021</b>	————	<b>32-2328</b>	————
HP2 Sport	08-11	————	<b>32-7719</b>	————	————
HP4 (1000cc)	2013	————	<b>32-7719</b>	<b>32-2328</b>	————
S1000RR	10-13	————	————	<b>32-2328</b>	————

## BOMBARDIER

Application	Year	Front STD	EBC REF	Rear STD	EBC REF
Rally 200	05-06	————	————	<b>32-2092</b>	FA307X
Outlander 330 HO - LF	04-05	<b>32-2092</b>	FA307X	<b>32-2092</b>	FA307X
Outlander 330 HO - RF	04-05	<b>32-2093</b>	FA317X	<b>32-2092</b>	FA307X
Outlander 400 - LF	03-05	<b>32-2092</b>	FA307X	<b>32-2092</b>	FA307X
Outlander 400 - RF	03-05	<b>32-2093</b>	FA317X	<b>32-2092</b>	FA307X
Outlander 400 HO - LF	03-06	<b>32-2092</b>	FA307X	<b>32-2092</b>	FA307X
Outlander 400 HO - RF	03-06	<b>32-2093</b>	FA317X	<b>32-2092</b>	FA307X
Traxter Autoshift - LF	01-05	<b>32-2092</b>	FA307X	<b>32-2092</b>	FA307X
Traxter Autoshift - RF	01-05	<b>32-2093</b>	FA317X	<b>32-2092</b>	FA307X
Traxter Footshift - LF	2001	<b>32-2092</b>	FA307X	<b>32-2093</b>	FA317X
Traxter Footshift - RF	2001	<b>32-2093</b>	FA317X	<b>32-2093</b>	FA317X
Quest 500 2X4 - LF	2002	<b>32-2092</b>	FA307X	<b>32-2093</b>	FA317X
Quest 500 2X4 - RF	2002	<b>32-2093</b>	FA317X	<b>32-2093</b>	FA317X
Quest 500 4X4 - LF	02-04	<b>32-2092</b>	FA307X	<b>32-2093</b>	FA317X
Quest 500 4X4 - RF	02-04	<b>32-2093</b>	FA317X	<b>32-2093</b>	FA317X
Quest 650/XT - LF	02-04	<b>32-2092</b>	FA307X	<b>32-2093</b>	FA317X
Quest 650/XT - RF	02-04	<b>32-2093</b>	FA317X	<b>32-2093</b>	FA317X
Quest Max 650 - LF	03-05	<b>32-2092</b>	FA307X	<b>32-2093</b>	FA317X
Quest Max 650 - RF	03-05	<b>32-2093</b>	FA317X	<b>32-2093</b>	FA317X
DS 650 - LF	00-05	<b>32-2092</b>	FA307X	<b>32-2092</b>	FA307X
DS 650 - RF	00-05	<b>32-2093</b>	FA317X	<b>32-2092</b>	FA307X
DS650 Baja/X - LF	01-06	<b>32-2092</b>	FA307X	<b>32-2092</b>	FA307X

## BOMBARDIER

Application	Year	Front STD	EBC REF	Rear STD	EBC REF
DS650 Baja/X - RF	01-06	<b>32-2093</b>	FA317X	<b>32-2092</b>	FA307X
Traxter Max - LF	03-05	<b>32-2092</b>	FA307X	<b>32-2093</b>	FA317X
Traxter Max - RF	03-05	<b>32-2093</b>	FA317X	<b>32-2093</b>	FA317X
Traxter Max 650 - LF	04-05	<b>32-2092</b>	FA307X	<b>32-2093</b>	FA317X
Traxter Max 650 - RF	04-05	<b>32-2093</b>	FA317X	<b>32-2093</b>	FA317X
Outlander 650 HO - LF	2006	<b>32-2092</b>	FA307X	<b>32-2093</b>	FA317X
Outlander 650 HO - RF	2006	<b>32-2093</b>	FA317X	<b>32-2093</b>	FA317X
Traxter XL - LF	2004	<b>32-2092</b>	FA307X	<b>32-2093</b>	FA317X
Traxter XL - RF	2004	<b>32-2093</b>	FA317X	<b>32-2093</b>	FA317X
Traxter XT - LF	2001	<b>32-2092</b>	FA307X	<b>32-2093</b>	FA317X
Traxter XT - RF	2001	<b>32-2093</b>	FA317X	<b>32-2093</b>	FA317X
Quest Max/Std/XT - LF	04-05	<b>32-2092</b>	FA307X	<b>32-2093</b>	FA317X
Quest Max/Std/XT - RF	04-05	<b>32-2093</b>	FA317X	<b>32-2093</b>	FA317X
Outlander 800 (All) - LF	2006	<b>32-2092</b>	FA307X	<b>32-2092</b>	FA307X
Outlander 800 (All) - RF	2006	<b>32-2093</b>	FA317X	<b>32-2092</b>	FA307X

## CAN-AM

Application	Year	Front STD	EBC REF	Rear STD	EBC REF
Rally 200	2007	————	————	<b>32-2092</b>	FA307X
Outlander 400 - LF	07-09	<b>32-2092</b>	FA307X	<b>32-2092</b>	FA307X
Outlander 400 - RF	07-09	<b>32-2093</b>	FA317X	<b>32-2092</b>	FA307X
Outlander Max 400 - LF	07-10	<b>32-2092</b>	FA307X	<b>32-2092</b>	FA307X
Outlander Max 400 - RF	07-10	<b>32-2093</b>	FA317X	<b>32-2092</b>	FA307X
Outlander 500 - LF	07-09	<b>32-2092</b>	FA307X	<b>32-2092</b>	FA307X
Outlander 500 - RF	07-09	<b>32-2093</b>	FA317X	<b>32-2092</b>	FA307X
Outlander Max 500 - LF	07-11	<b>32-2092</b>	FA307X	<b>32-2092</b>	FA307X
Outlander Max 500 - RF	07-11	<b>32-2093</b>	FA317X	<b>32-2092</b>	FA307X
Renegade 500 - LF	08-11	<b>32-2092</b>	FA307X	<b>32-2092</b>	FA307X
Renegade 500 - RF	08-11	<b>32-2093</b>	FA317X	<b>32-2092</b>	FA307X
DS 650X - LF	2007	<b>32-2092</b>	FA307X	<b>32-2092</b>	FA307X
DS 650X - RF	2007	<b>32-2093</b>	FA317X	<b>32-2092</b>	FA307X
Outlander 650 - LF	07-11	<b>32-2092</b>	FA307X	<b>32-2092</b>	FA307X
Outlander 650 - RF	07-11	<b>32-2093</b>	FA317X	<b>32-2092</b>	FA307X
Outlander 650 Max - LF	07-11	<b>32-2092</b>	FA307X	<b>32-2092</b>	FA307X
Outlander 650 Max - RF	07-11	<b>32-2093</b>	FA317X	<b>32-2092</b>	FA307X
Outlander 800/R - LF	07-11	<b>32-2092</b>	FA307X	<b>32-2092</b>	FA307X
Outlander 800/R - RF	07-11	<b>32-2093</b>	FA317X	<b>32-2092</b>	FA307X
Outlander Max 800/R-LF	07-11	<b>32-2092</b>	FA307X	<b>32-2092</b>	FA307X
Outlander Max 800/R - RF	07-11	<b>32-2093</b>	FA317X	<b>32-2092</b>	FA307X
Renegade 800/R - LF	07-11	<b>32-2092</b>	FA307X	<b>32-2092</b>	FA307X
Renegade 800/R - RF	07-11	<b>32-2093</b>	FA317X	<b>32-2092</b>	FA307X

## CAN-AM SIDE X SIDE

Application	Year	Front STD	EBC REF	Rear STD	EBC REF
Commander 800-LF	11-13	<b>32-2026</b>	FA165X	<b>32-2027</b>	FA135X
Commander 800-RF	11-13	<b>32-2027</b>	FA135X	————	————
Commander 800R-LF	11-12	<b>32-2026</b>	FA165X	<b>32-2027</b>	FA135X
Commander 800R-RF	11-12	<b>32-2027</b>	FA135X	————	————
Commander XT 800R-LF	2012	<b>32-2026</b>	FA165X	<b>32-2027</b>	FA135X
Commander XT 800R-RF	2012	<b>32-2027</b>	FA135X	————	————
Commander 1000/X/XT-LF	11-12	<b>32-2026</b>	FA165X	<b>32-2027</b>	FA135X
Commander 1000/X/XT-RF	11-12	<b>32-2027</b>	FA135X	————	————
Commander 1000 LTD-LF	12-13	<b>32-2026</b>	FA165X	<b>32-2027</b>	FA135X
Commander 1000 LTD-RF	12-13	<b>32-2027</b>	FA135X	————	————
Commander 1000 DPS-LF	2013	<b>32-2026</b>	FA165X	<b>32-2027</b>	FA135X
Commander 1000 DPS-RF	2013	<b>32-2027</b>	FA135X	————	————

## DUCATI

Application	Year	Front STD	Front HH	Rear STD	Rear HH
400 Monster	00-06	<b>32-3021</b>	————	————	————
600 Monster	00-01	<b>32-3021</b>	————	————	————
Monster 620	02-04	<b>32-3021</b>	————	————	————
Monster 696	08-13	<b>32-3021</b>	————	————	————
748/R/SP/SPS	99-02	<b>32-3021</b>	————	————	————
750 Supersport/IE	99-02	<b>32-3021</b>	————	————	————
750 Monster/IE	00-02	<b>32-3021</b>	————	————	————
Hypermotard 796	10-13	<b>32-3021</b>	————	————	————



# EBC BRAKE PADS AND SHOES



**EBC**  
BRAKES

SHOP EQUIP & TOOLS

HARD PARTS

CARB & FUEL

IGNITION/ELECTRICAL

CONTROL

SUSPENSION

ACCESSORIES

<b>DUCATI</b>					
Application	Year	Front STD	Front HH	Rear STD	Rear HH
796 Monster	10-13	32-3021	—	—	—
Monster 800	03-04	32-3021	—	—	—
800 Sport	2003	32-3021	—	—	—
800 Supersport	03-05	32-3021	—	—	—
848 (Radial 2 Pad)	08-09	32-3021	—	—	—
848 Evo	10-13	—	32-7719	—	—
848 Streetfighter	12-13	32-3021	—	—	—
900 Supersport/IE	98-01	32-3021	—	—	—
900 Sport	2002	32-3021	—	—	—
ST2	00-03	32-3021	—	—	—
900IE Monster	00-01	32-3021	—	—	—
900 MH Evoluzione	00-01	32-3021	—	—	—
916 SPS	97-98	32-3021	—	—	—
Monster S4 Foggy	01-02	32-3021	—	—	—
ST4	99-02	32-3021	—	—	—
ST2	97-99	32-3021	—	—	—
Desmosedici RR	2008	—	32-7719	—	—
996/S/SPS	99-01	32-3021	—	—	—
Sport 1000S	07-09	32-3021	—	32-2328	—
Supersport 1000DS	03-06	32-3021	—	—	—
ST3 S	06-07	32-3021	—	—	—
Monster S4R	03-06	32-3021	—	—	—
ST4 S	01-05	32-3021	—	—	—
996 Monster	10-12	32-3021	—	—	—
998 (2 Pad Caliper)	02-03	32-3021	—	—	—
GT1000	07-10	—	—	32-2328	—
GT1000 Touring	2009	—	—	32-2328	—
Paul Smart1000 LE	2006	—	—	32-2328	—
Sport Classic 1000	06-08	—	—	32-2328	—
Monster 1000/S	03-05	32-3021	—	—	—
Monster S2R	06-08	32-3021	—	—	—
Multistrada 1000 DS	03-05	32-3021	—	—	—
Multistrada S 1000 DS	05-06	32-3021	—	—	—
1098/S/R	07-09	—	32-7719	—	—
Streetfighter/S	09-12	—	32-7719	—	—
Hypermotard 1100S	07-09	32-3021	—	—	—
Hypermotard 1100 Evo	10-13	—	32-7719	—	—
Monster 1100/S	09-10	32-3021	—	—	—
Monster 1100 Evo	11-13	32-3021	—	—	—
Multistrada 1100/S	07-09	32-3021	—	—	—
1198/S/SP/R	09-12	—	32-7719	—	—
1199 Panigale/S	12-13	—	32-7719	—	—
Multistrada 1200/S	10-13	32-3021	—	—	—
Diavel (All)	11-13	—	32-7719	—	—

<b>Harley</b>					
Application	Year	Front STD	Front HH	Rear STD	Rear HH
Sportster Series	00-03	32-2512	32-2513	32-2512	32-2513
Sportster Series	04-05	—	32-2517	32-2517	32-2519
Dyna Series	00-11	32-2512	32-2513	32-2512	32-2513
Softail Series	00-11	32-2512	32-2513	32-2512	32-2513
(Except Springer)					
Springer Softails	00-07	—	—	32-2512	32-2513
Softail Cross Bones	00-07	—	—	—	—
Touring Series	84-99	—	—	—	—
Touring Series	94-99	—	—	32-2512	32-2513
Touring Series	00-07	32-2512	32-2513	32-2512	32-2513
V-Rod Series	02-04	32-2512	32-2513	32-2512	32-2513

**APPLICATION NOTES:**  
Per EBC; FA400 supercedes FA299. FA400 has modified larger pad for improved braking. For direct O.E.M. replacement type pads, select HH series. For Polished or Chrome Brake Rotors, use non-HH pads.

<b>HONDA Street</b>					
Application	Year	Front STD	Front HH	Rear STD	Rear HH
MB5	1982	32-2085	—	32-2151	—
NS50F	1990	32-2150	—	32-2151	—
NU50 Urban	82-83	32-2173	—	—	—
C70 Passport	80-83	32-2150	—	32-2150	—
CH80 Elite	85-04	32-2150	—	32-2173	—
NH80 Aero	1985	32-2150	—	32-2173	—
NH80MD Aero	83-84	32-2150	—	—	—
CB125S	79-82	32-2151	—	32-2151	—
CB125S	84-85	—	—	32-2150	—
CB125TT	1990	32-2018	—	—	—
CH125 Elite	1984	32-2150	—	32-2150	—
NH125 Aero	1984	32-2150	—	32-2150	—
CH150/D Elite	85-87	32-2150	—	32-2150	—
CBR250RA (ABS)	11-13	32-8249	—	—	—
CN250 Helix	86-87	32-2098	—	—	—
CN250 Helix	92-93	32-2099	—	—	—
CN250 Helix	94-01	32-2030	—	—	—
CN250 Helix	05-07	32-2030	—	—	—
PS250 Big Ruckus	05-06	—	—	32-2178	—
VTR250 Interceptor	1990	32-2018	—	—	—
CB350F/F1 (4-cylinder)	72-74	32-2209	—	32-2161	—
CB350G (2-cyl)	1973	32-2209	—	32-2161	—
CB350K (2-cyl)	70-73	—	—	32-2161	—
CB360	1974	—	—	32-2161	—
CB360G/T	74-76	32-2209	—	32-2161	—
CJ360T	76-77	—	—	32-2161	—
CB400A Automatic	1978	32-2077	—	32-2160	—
CB400F CB-1	89-90	32-2030	32-8185	32-2028	—
CB400F Super Sport	75-77	32-2209	—	32-2161	—
CB400T Hawk	80-81	32-2077	—	32-2160	—
CB400TI Hawk I	78-79	—	—	32-2160	—
CB400TII Hawk II	78-79	32-2077	—	32-2160	—
CM400A/T	79-81	32-2077	—	32-2160	—
CM400C Custom	1981	32-2099	—	32-2160	—
CM400E	80-81	—	—	32-2160	—
CB450SC Nighthawk	1982	—	—	32-2160	—
CB450SC Nighthawk	83-86	32-2098	—	32-2160	—
CB450T Hawk	1982	—	—	32-2160	—
CM450A Automatic	1982	32-2099	—	32-2160	—
CM450A Automatic	1983	—	—	32-2160	—
CM450C 001211	1982	32-2099	—	32-2160	—
CM450C 0011212	1982	—	—	32-2160	—
CM450E	82-83	—	—	32-2160	—
CMX450C Rebel	86-87	32-2098	—	32-2160	—
CB500/K1/K2	71-73	32-2209	—	—	—
CB500T	75-76	32-2209	—	—	—
CX500	78-79	32-2060	—	32-2165	—
CX500C Custom	79-81	32-2060	—	32-2165	—
CX500C Custom	1982	32-2098	—	32-2165	—
CX500D	79-81	32-2060	—	32-2165	—
CX500TC Turbo	1982	32-2098	—	32-2098	32-8172
FT500 Ascot	82-83	32-2098	—	32-2098	32-8172
GB500	89-90	32-2098	—	—	—
GL500 Silver Wing	81-82	32-2098	—	32-2165	—
GL500I Interstate	81-82	32-2099	—	32-2165	—
VF500C V30 Magna	84-85	32-2098	—	32-2165	—
VF500F Interceptor	84-86	32-2098	—	32-2098	32-8172
VT500C Shadow	83-86	32-2098	—	32-2160	—
VT500FT Ascot	83-84	32-2098	—	32-2160	—
CB550K/F	74-78	32-2209	—	—	—

# EBC BRAKE PADS AND SHOES

<b>HONDA Street Application</b>	<b>Year</b>	<b>Front STD</b>	<b>Front HH</b>	<b>Rear STD</b>	<b>Rear HH</b>
CB550SC Nighthawk	1983	32-2098	—	32-2160	—
CBR600F Hurricane	87-90	—	—	32-2100	32-8245
CBR600F2 Hurricane	91-94	32-2172	—	32-2055	32-8197
CBR600F3 Hurricane	95-98	—	—	32-2055	32-8197
CBR600F3/SJR/SE	1998	—	—	32-2055	32-8197
CBR600F4	99-00	—	32-8243	32-2055	32-8197
CB600F (599)	04-06	—	—	32-2055	32-8197
CBR600F4i	01-06	—	32-8243	32-2055	32-8197
CBR600RR	03-04	—	32-8243	32-2055	32-8197
CBR600RR	05-06	—	32-8239	32-2055	32-8197
CBR600RR	07-10	—	32-8239	—	32-8240
CBR600RR (ABS)	09-10	—	32-8239	—	32-8240
VT600 Shadow VLX	88-93	32-2018	—	32-2165	—
VT600 Shadow VLX	94-05	32-2278	32-8226	32-2165	—
CB650	79-81	32-2077	—	32-2163	—
CB650	1982	32-2098	—	32-2163	—
CB650C Custom	80-81	32-2077	—	32-2163	—
CB650SC Nighthawk	1982	—	—	32-2163	—
CB650SC Nighthawk	83-85	32-2098	—	32-2165	—
CX650C Custom	1983	32-2098	—	32-2165	—
CX650T Turbo	1983	32-2098	—	32-2098	—
GL650 Silverwing	1983	32-2098	—	32-2165	—
GL650I Interstate	1983	32-2098	—	32-2165	—
NT650 Hawk GT	88-91	32-2030	32-8185	32-2028	—
NX650	88-89	32-2018	—	—	—
CB700SC Nighthawk-S	84-86	32-2098	—	32-2176	—
NT700V/VA	11-13	32-8249	—	—	32-3097
VF700C Magna	1984	32-2098	—	32-2165	—
VF700C Magna	85-86	32-2098	—	32-2176	—
VF700C Magna	1987	32-2100	32-8245	32-2176	—
VF700F Interceptor	84-85	32-2098	—	32-2100	32-8245
VF700F/F2	86-87	—	—	32-2100	32-8245
VF700S Sabre	84-85	32-2098	—	32-2165	—
VT700C Shadow	84-85	—	—	32-2165	—
VT700C Shadow	86-87	32-2098	—	32-2176	—
CB750 Nighthawk	91-03	32-2278	32-8226	32-2165	—
CB750A Automatic	76-78	32-2209	—	32-2163	—
CB750C Custom	80-81	32-2077	—	32-2163	—
CB750C up to frame 204181	1982	32-2099	—	32-2163	—
CB750C frame 204182 on	1982	—	—	32-2163	—
CB750F Super Sport	75-76	32-2209	—	32-2064	—
CB750F Super Sport	77-78	32-2063	—	32-2063	—
CB750F Super Sport	79-80	32-2061	—	32-2061	—
CB750F Super Sport	81-82	32-2099	—	32-2098	—
CB750K1-K5	70-76	—	—	32-2163	—
CB750K	77-78	32-2209	—	32-2163	—
CB750K/L	79-82	32-2077	—	32-2163	—
CB750SC Nighthawk	82-83	32-2098	—	32-2163	—
VF750R (RC30)	1990	32-2289	32-8247	—	—
RVF750R (RC45)	94-95	32-2289	32-8247	—	—
VF750C V45 Magna	82-83	32-2098	—	32-2165	—
VF750C V45 Magna	1988	32-2100	32-8245	32-2176	—
VF750C Magna	94-03	32-2278	32-8226	32-2176	—
VF750F Interceptor	83-84	32-2098	—	32-2100	32-8245
VF750F Interceptor	1986	—	—	32-2100	32-8245
VF750F	90-97	32-2030	32-8185	32-2278	32-8226
VF750S Sabre	82-83	32-2098	—	32-2165	—
VT750C Shadow	1983	—	—	32-2165	—
VT750/ Spirit/ ACE	98-07	32-2278	32-8226	32-2176	—
VT750/ Spirit/ ACE	07-11	—	—	32-2176	—
VFR800Fi Interceptor	98-99	—	32-3097	—	32-3097
VFR800/A Interceptor	06-10	32-8249	—	—	—
VFR800A ABS	02-05	—	32-3097	—	32-3097
VFR800A ABS	06-09	—	—	—	32-3097
VT800C Shadow	1988	32-2098	—	32-2176	—
PC800 Pacific Coast	89-90	32-2030	32-8185	32-2176	—
PC800 Pacific Coast	94-98	32-2030	32-8185	32-2176	—
CB900C Custom	1980	32-2061	—	32-2060	—
CB900C Custom	1981	32-2060	—	32-2060	—
CB900C Custom	1982	32-2099	—	32-2098	—

<b>HONDA Street Application</b>	<b>Year</b>	<b>Front STD</b>	<b>Front HH</b>	<b>Rear STD</b>	<b>Rear HH</b>
CB900F Super Sport	81-82	32-2099	—	32-2098	—
CB900F (919)	02-07	32-2289	32-8247	32-2055	32-8197
CBR900RR	93-97	32-2289	32-8247	32-2055	32-8197
CBR900/929RR	98-01	—	32-2364	32-2055	32-8197
CBR954RR	02-03	—	32-2364	32-2055	32-8197
CB1000	94-95	32-2289	32-8247	32-2055	32-8197
CB1000C Custom	1983	32-2098	—	32-2098	—
CB1000R	11-12	—	32-8239	FA488H	—
CBR1000F Hurricane	87-88	—	—	32-2100	32-8245
CBR1000F Hurricane	90-91	32-2030	32-8185	32-2278	32-8226
CBR1000F Hurricane	93-96	32-2290	—	32-2290	—
CBR1000RR	04-05	—	32-8239	32-2055	32-8197
CBR1000RR	06-07	—	32-8239	—	32-8240
CBX Super Sport	1979	32-2063	—	32-2063	—
CBX Super Sport	1980	32-2061	—	32-2060	—
CBX Super Sport	81-82	32-2099	—	32-2098	—
GL1000/L Goldwing	75-77	32-2060	—	32-2064	—
GL1000 Goldwing	78-79	32-2060	—	32-2064	—
RVT1000R (RC51)	00-06	—	32-2364	32-2055	32-8197
VF1000F Interceptor	1984	32-2098	—	32-2100	32-8245
VF1000R	85-86	32-2098	—	—	—
VTR1000R Super Hawk	98-05	32-2289	32-8247	32-2055	32-8197
CB1100F Super Sport	1983	32-2098	—	32-2098	—
CBR1100XX Blackbird	97-03	—	32-3097	—	32-3097
GL1100 Goldwing	1980	32-2061	—	32-2060	—
GL1100 Goldwing	1981	32-2060	—	32-2060	—
GL1100 Goldwing	1982	32-2099	—	32-2098	—
GL1100 Goldwing	1983	32-2098	—	32-2098	—
GL1100A Aspencade	82-83	32-2099	—	32-2098	—
GL1100I Interstate	1980	32-2061	—	32-2060	—
GL1100I Interstate	1981	32-2060	—	32-2060	—
GL1100I Interstate	1982	32-2099	—	32-2098	—
GL1100I Interstate	1983	32-2098	—	32-2098	—
ST1100	91-02	32-2030	32-8185	32-2278	32-8226
ST1100A ABS	1995	32-2030	32-8185	32-2278	32-8226
ST1100A ABS	96-02	—	32-3097	—	32-3097
VF1100C V65 Magna	83-86	32-2098	—	32-2100	32-8245
VF1100S V65 Sabre	84-85	32-2098	—	32-2100	32-8245
VT1100C Shadow	85-86	32-2098	—	32-2176	—
VT1100C Shadow	87-94	32-2100	32-8245	32-2176	—
VT1100C Shadow	95-96	32-2278	32-8226	32-2176	—
VT1100C Shadow Spirit	97-07	32-2278	32-8226	32-2176	—
VT1100C2/C3/D2/T	95-07	32-2278	32-8226	32-2055	32-8197
GL1200/I/A/L/SE-i	84-87	32-2100	32-8245	32-2100	32-8245
ST1300 ABS	02-07	—	32-3097	—	32-3097
ST1300/A	08-13	32-8249	—	—	—
VT1300C (Non ABS)	10-13	32-2278	32-8226	32-2055	32-8197
VT1300C (ABS)	10-13	32-8249	—	—	32-3097
VTX1300 (All)	03-11	32-2278	32-8226	32-2055	32-8197
GL1500 Goldwing (all)	88-00	32-2018	—	32-2100	32-8245
GL1500 Valkyrie	97-03	32-2030	32-8185	32-2278	32-8226
GL1800/ABS Goldwing	01-10	—	32-3097	—	32-3097
VTX1800C	02-08	—	32-3097	—	32-3097
VTX1800F	05-11	—	32-3097	—	—
VTX1800N	04-11	—	32-3097	—	—
VTX1800R	02-08	—	32-3097	—	32-3097
VTX1800S	02-07	—	32-3097	—	—
VTX1800T	07-11	—	32-3097	—	—
VTX1800 (spoke & cast)	01-08	—	32-3097	—	32-3097
NRX1800 "Rune"	04-05	—	32-3097	—	32-3097

SHOP EQUIP & TOOLS

HARD PARTS

CARB & FUEL

IGNITION/ELECTRICAL

CONTROL

SUSPENSION

ACCESSORIES



# EBC BRAKE PADS AND SHOES

SHOP EQUIP & TOOLS

HARD PARTS

CARB & FUEL

IGNITION/ELECTRICAL

CONTROL

SUSPENSION

ACCESSORIES

<b>HONDA ATV</b>					
<i>Application</i>	<i>Year</i>	<i>Front STD</i>	<i>EBC REF</i>	<i>Rear STD</i>	<i>EBC REF</i>
TRX90 Fourtrax 90	93-06	<b>32-2150</b>	303	<b>32-2154</b>	306
TRX90 Sportrax 90	02-06	<b>32-2150</b>	303	<b>32-2154</b>	306
TRX90 EX/X	07-09	<b>32-2150</b>	303	<b>32-2154</b>	306
ATC110	79-85	————	————	<b>32-2154</b>	306
ATC125M	84-87	<b>32-2150</b>	303	<b>32-2154</b>	306
TRX125 Fourtrax	85-88	<b>32-2150</b>	303	<b>32-2154</b>	306
ATC185/S	80-83	<b>32-2150</b>	303	<b>32-2154</b>	306
ATC200/E/ES/M	81-85	<b>32-2150</b>	303	<b>32-2154</b>	306
ATC200S	84-86	<b>32-2150</b>	303	<b>32-2154</b>	306
ATC200X	83-85	<b>32-2141</b>	FA84X	————	————
ATC200X	86-87	<b>32-2141</b>	FA84X	<b>32-2141</b>	FA84X
TRX200	1984	————	339	<b>32-2154</b>	306
TRX200/D/SX	86-97	————	345	<b>32-2154</b>	306
ATC250ES Big Red	85-87	<b>32-2154</b>	306	<b>32-2161</b>	315
ATC250R	1981	<b>32-2085</b>	FA54X	<b>32-2154</b>	306
ATC250R	1982	<b>32-2085</b>	FA54X	————	————
ATC250R	83-84	<b>32-2141</b>	FA84X	<b>32-2141</b>	FA84X
ATC250R	85-86	<b>32-2147</b>	FA92X	<b>32-2147</b>	FA92X
ATC250SX	85-87	<b>32-2154</b>	306	<b>32-2161</b>	315
FL250 Odyssey	77-84	————	FA40	<b>32-2154</b>	306
TRX250 Fourtrax	85-87	————	339	<b>32-2161</b>	315
TRX250EX Sportrax	01-08	<b>32-2141</b>	FA84X	————	340
TRX250R Fourtrax	86-89	————	FA125X	<b>32-2147</b>	FA92X
TRX250X Fourtrax	87-92	<b>32-2141</b>	FA84X	<b>32-2141</b>	FA84X
TRX300 Fourtrax	88-00	————	345	<b>32-2161</b>	315
TRX300FW Fourtrax	88-00	————	347	<b>32-2161</b>	315
TRX300EX Fourtrax	93-00	<b>32-2141</b>	FA84X	<b>32-2141</b>	FA84X
TRX300EX Sportrax	01-08	<b>32-2141</b>	FA84X	<b>32-2141</b>	FA84X
ATC350X	1985	<b>32-2147</b>	FA92X	<b>32-2141</b>	FA84X
ATC350X	1986	————	FA125X	<b>32-2141</b>	FA84X
TRX350 Fourtrax	86-87	————	342	<b>32-2176</b>	343
TRX350D Foreman	88-89	————	342	<b>32-2176</b>	343
TRX350TE/FE/TM/FM	00-06	————	————	<b>32-2178</b>	351
TRX400EX Fourtrax	99-00	<b>32-2141</b>	FA84X	<b>32-2141</b>	FA84X
TRX400EX Fourtrax	01-08	<b>32-2141</b>	FA84X	<b>32-2141</b>	FA84X
TRX400FM Fourtrax Foreman	2002	————	————	<b>32-2178</b>	351
TRX400FW Fourtrax Foreman	95-03	————	————	<b>32-2178</b>	351
TRX400FA/FGA	04-07	————	————	<b>32-2178</b>	351
TRX420FE/FM	07-13	————	————	<b>32-2178</b>	351
TRX420FPE/FPM	09-13	————	————	<b>32-2178</b>	351
TRX420TE/TM	07-13	————	————	<b>32-2178</b>	351
TRX450FE/FM	02-04	————	————	<b>32-2178</b>	351
TRX450R/ER	04-13	<b>32-2292</b>	FA185X	————	FA373X
TRX450R Sportrax 450R	04-05	————	FA389X	<b>32-2141</b>	FA84X
TRX450S/ES	98-01	————	————	<b>32-2178</b>	351
TRX500 Rubicon (all)	01-09	————	347	<b>32-2176</b>	343
TRX500FA Foreman Rubicon	05-09	<b>32-2149</b>	FA410X	————	————
TRX500FE	05-06	<b>32-2149</b>	FA410X	————	————
TRX500FE	07-10	<b>32-2149</b>	FA410X	<b>32-2178</b>	351
TRX500FM/FMA	05-10	<b>32-2149</b>	FA410X	————	————
TRX500FPE	08-10	<b>32-2149</b>	FA410X	<b>32-2178</b>	351
TRX500FPE	2011	<b>32-2149</b>	FA410X	————	————
TRX500FPM	2008	<b>32-2149</b>	FA410X	————	————
TRX500FPM	09-10	<b>32-2149</b>	FA410X	<b>32-2178</b>	351
TRX500TM Foreman 2x4	05-06	<b>32-2149</b>	FA410X	————	————
TRX680FA	06-11	<b>32-2149</b>	FA410X	————	————
TRX680FGA	06-09	<b>32-2149</b>	FA410X	————	————
TRX700XX	08-11	<b>32-2292</b>	FA185X	<b>32-2149</b>	FA410X

<b>HONDA - Dual Sport/Offroad</b>					
<i>Application</i>	<i>Year</i>	<i>Front STD</i>	<i>EBC REF</i>	<i>Rear STD</i>	<i>EBC REF</i>
QA50K1~K3	73-75	<b>32-2150</b>	303	<b>32-2150</b>	303
ZB50	1988	<b>32-2150</b>	303	<b>32-2150</b>	303
CR60R	83-84	<b>32-2173</b>	333	<b>32-2173</b>	333
CRF70F	04-09	<b>32-2173</b>	333	<b>32-2173</b>	333
CT70	77-82	<b>32-2150</b>	303	<b>32-2150</b>	303
CT70	91-94	<b>32-2150</b>	303	<b>32-2150</b>	303

<b>HONDA - Dual Sport/Offroad</b>					
<i>Application</i>	<i>Year</i>	<i>Front STD</i>	<i>EBC REF</i>	<i>Rear STD</i>	<i>EBC REF</i>
XR70R	97-03	<b>32-2173</b>	333	<b>32-2173</b>	333
CR80R	80-81	<b>32-2151</b>	304	<b>32-2151</b>	304
CR80R	1982	<b>32-2151</b>	304	<b>32-2173</b>	333
CR80R	83-84	<b>32-2173</b>	333	<b>32-2173</b>	333
CR80R	1985	<b>32-2173</b>	333	————	338
CR80R	86-91	<b>32-2141</b>	FA84X	————	338
CR80R/RB Expert	92-02	<b>32-2141</b>	FA84X	<b>32-2023</b>	FA131X
CRF80F	04-09	32-2173	333	<b>32-2173</b>	333
XL80S	80-85	<b>32-2151</b>	304	<b>32-2151</b>	304
XR80	79-84	<b>32-2151</b>	304	<b>32-2151</b>	304
XR80R	85-04	<b>32-2173</b>	333	<b>32-2173</b>	333
CR85R/RB Expert	03-07	<b>32-2141</b>	FA84X	<b>32-2023</b>	FA131X
EZ90 Cub	91-96	<b>32-2150</b>	303	<b>32-2150</b>	303
CRF100F	04-09	<b>32-2173</b>	333	<b>32-2173</b>	333
XL100S	79-85	<b>32-2151</b>	304	<b>32-2151</b>	304
XR100	81-84	<b>32-2151</b>	304	<b>32-2151</b>	304
XR100R Pro-Link	85-04	<b>32-2173</b>	333	<b>32-2173</b>	333
CT110 Trail 110	80-86	<b>32-2150</b>	303	<b>32-2150</b>	303
CR125R	84-85	<b>32-2147</b>	FA92X	————	331
CR125R	1986	<b>32-2147</b>	FA92X	————	344
CR125R	87-94	————	FA125X	<b>32-2023</b>	FA131X
CR125R	95-01	<b>32-2292</b>	FA185X	<b>32-2023</b>	FA131X
CR125R	02-07	<b>32-2292</b>	FA185X	————	FA346X
NX125	88-90	————	350	<b>32-2151</b>	304
XL125S	1985	————	330	<b>32-2151</b>	304
CRF150F	03-09	<b>32-2292</b>	FA185X	<b>32-2151</b>	304
CRF150R/RB Expert	07-09	<b>32-2141</b>	FA84X	————	FA346X
XL185S	79-83	<b>32-2151</b>	304	<b>32-2151</b>	304
TLR200 Reflex	86-87	<b>32-2151</b>	304	<b>32-2173</b>	333
TR200 Fatcat	86-87	<b>32-2151</b>	304	<b>32-2151</b>	304
XL200R	83-84	<b>32-2151</b>	304	<b>32-2151</b>	304
XR200	80-84	<b>32-2151</b>	304	<b>32-2151</b>	304
XR200R Pro-Link	81-83	<b>32-2151</b>	304	<b>32-2151</b>	304
XR200R	84-02	<b>32-2151</b>	304	<b>32-2151</b>	304
CRF230F	03-05	<b>32-2292</b>	FA185X	<b>32-2151</b>	304
CRF230L	08-11	<b>32-2292</b>	FA185X	<b>32-2023</b>	FA131X
CRF230M	09-11	<b>32-2292</b>	FA185X	<b>32-2023</b>	FA131X
CR250R	84-85	<b>32-2147</b>	FA92X	————	331
CR250R	1986	<b>32-2147</b>	FA92X	————	344
CR250R	87-94	————	FA125X	<b>32-2023</b>	FA131X
CR250R	95-01	<b>32-2292</b>	FA185X	<b>32-2023</b>	FA131X
CR250R	02-05	<b>32-2292</b>	FA185X	————	FA346X
CRF250R/X	04-07	<b>32-2292</b>	FA185X	————	FA346X
NX250	88-90	<b>32-2292</b>	FA185X	————	323
XR250L	91-92	————	FA125X	<b>32-2023</b>	FA131X
XR250L	93-96	<b>32-2292</b>	FA185X	<b>32-2023</b>	FA131X
XR250R	84-87	<b>32-2147</b>	FA92X	<b>32-2151</b>	304
XR250R	88-89	————	FA125X	<b>32-2151</b>	304
XR250R	90-95	————	FA125X	<b>32-2023</b>	FA131X
XR250R	96-04	<b>32-2292</b>	FA185X	<b>32-2023</b>	FA131X
XL350R	84-85	<b>32-2147</b>	FA92X	————	323
XR350R	1983	————	331	<b>32-2151</b>	304
XR350R	84-85	<b>32-2147</b>	FA92X	<b>32-2151</b>	304
XR400R	96-04	<b>32-2292</b>	FA185X	<b>32-2023</b>	FA131X
CRF450R	02-09	<b>32-2292</b>	FA185X	————	FA346X
CRF450X	05-13	<b>32-2292</b>	FA185X	————	FA346X
CR500R	84-85	<b>32-2147</b>	FA92X	————	331
CR500R	1986	<b>32-2147</b>	FA92X	————	344
CR500R	87-94	————	FA125X	<b>32-2023</b>	FA131X
CR500R	95-01	<b>32-2292</b>	FA185X	<b>32-2023</b>	FA131X
XR500R	83-84	<b>32-2147</b>	FA92X	<b>32-2151</b>	304
XL600R	83-87	<b>32-2147</b>	FA92X	————	318
XL600V Transalp	89-90	<b>32-2098</b>	FA69X	————	318
XR600R	85-87	<b>32-2147</b>	FA92X	<b>32-2151</b>	304
XR600R	88-90	————	FA125X	<b>32-2151</b>	304
XR600R	91-92	————	FA125X	<b>32-2023</b>	FA131X
XR600R	93-00	<b>32-2292</b>	FA185X	<b>32-2023</b>	FA131X
NX650	88-89	<b>32-2018</b>	FA124/2	————	318
XR650L Dual Sport	93-10	<b>32-2292</b>	FA185X	<b>32-2023</b>	FA131X
XR650R	00-07	<b>32-2292</b>	FA185X	<b>32-2023</b>	FA131X





<b>KAWASAKI - Street Application</b>	<b>Year</b>	<b>Front STD</b>	<b>Front HH</b>	<b>Rear STD</b>	<b>Rear HH</b>
EL250 Eliminator	88-94	32-2143	32-8177	32-2205	—
EX250E Ninja 250R	86-87	32-2143	32-8177	32-2143	32-8226
EX250F Ninja 250R	88-07	32-2020	—	32-2029	—
KZ305A CSR	81-82	32-2097	32-8246	32-2205	—
KZ305B1 LTD	1982	32-2097	32-8246	32-2205	—
KZ305B2/B3 LTD	87-88	32-2097	32-8246	32-2205	—
KZ440A LTD	80-82	—	—	32-2205	—
KZ440A LTD	1983	32-2097	32-8246	32-2205	—
KZ440B1/B2/D1~D4 LTD	80-82	—	—	32-2205	—
KZ440D5 LTD	1983	32-2097	32-8246	32-2205	—
KZ440G1	1983	32-2097	32-8246	32-2205	—
EN450 454 LTD	85-90	32-2143	32-8177	32-2205	—
EN500 Vulcan ALL	90-05	32-2143	32-8177	32-2206	—
EX500A	87-93	32-2020	—	32-2205	—
EX500D Ninja 500R	94-09	32-2020	—	—	—
H1500A~F Mach-II-triple	71-75	32-2065	—	—	—
KH500A8 2 strk-triple	1976	32-2065	—	—	—
KZ550A	1980	—	—	32-2206	—
KZ550A	81-83	32-2097	32-8246	32-2206	—
KZ550C LTD	80-83	32-2097	32-8246	32-2206	—
KZ550D1 GPz	1981	32-2097	32-8246	32-2097	32-8246
KZ550F Spectre /LTD	83-84	32-2097	32-8246	32-2206	—
KZ550H GPz	82-83	32-2097	32-8246	32-2097	32-8246
KZ550M1 LTD	1983	32-2097	32-8246	32-2206	—
ZR550B Zephyr	90-92	32-2020	—	32-2029	—
ZR550B4 Zephyr	1993	32-2020	—	32-2320	32-8200
ZX550A1/A2/A3 GPz	84-86	32-2143	32-8226	32-2143	32-8226
ZL600 Eliminator	86-87	32-2143	32-8226	32-2206	—
ZL600B1/B2 Eliminator	96-97	32-2020	—	32-2206	—
ZX600A Ninja 600R	85-87	32-2143	32-8177	32-2143	32-8226
ZX600B1 Ninja 600RX	1987	32-2143	32-8177	32-2143	32-8226
ZX600C Ninja 600R	88-96	32-2020	—	32-2020	—
ZX600D1~D4 ZX-6	90-93	32-2045	32-8186	32-2020	—
ZX600E (all) Ninja ZX-6	93-05	32-2045	32-8186	32-2320	32-8200
ZX600F ZX-6R	95-97	32-2045	32-8186	32-2320	32-8200
ZX600G~J Ninja ZX-6R	98-08	32-2294	32-8199	32-2320	32-8200
ZX600K Ninja ZX-6RR	03-06	—	32-8238	32-2320	32-8200
ZX600P Ninja ZX-6R	06-10	—	32-8241	32-2320	32-8200
ZX600P/R ZX-6R	07-12	—	32-8174	—	—
ZZR600 J4~J8	05-08	—	32-8199	32-2320	32-8200
ZX636 Ninja ZX-6R	03-06	—	32-8238	32-2320	32-8200
ZX636E/F ZX-6R	2013	—	32-8243	—	32-8240
EX650 Ninja 650R (LF)	06-10	32-3056	32-8228	32-2320	32-8200
EX650 Ninja 650R (RF)	06-10	32-2654	32-8230	32-2320	32-8200
KLE650 Versys (LF)	07-13	32-3056	32-8228	—	FA197HH
KLE650 Versys (RF)	07-13	32-2654	32-8230	—	FA197HH
KZ650B1	77-79	32-2065	—	32-2206	—
KZ650C to frame 023100	77-79	32-2065	—	—	—
KZ650C frame 023101 on	77-79	—	—	32-2067	—
KZ650D SR	1978	32-2065	—	32-2067	—
KZ650D SR	1979	—	—	32-2067	—
KZ650E1 LTD & F1	1980	—	—	32-2206	—
KZ650H CSR	81-83	32-2097	32-8246	32-2206	—
EJ650/W650 A1~4 Twin	00-02	32-2654	32-8230	32-2205	—
KZ700A1	1984	32-2097	32-8246	32-2097	32-8246
VN700A1 Vulcan	1985	32-2143	32-8177	32-2206	—
ZN700A LTD	84-85	32-2143	32-8177	32-2143	32-8177
KZ750B (2 cyl)	76-79	32-2065	—	—	—
KZ750E	80-82	32-2097	32-8246	32-2097	32-8246
KZ750F1 LTD	1983	32-2097	32-8246	32-2097	32-8246

<b>KAWASAKI - Street Application</b>	<b>Year</b>	<b>Front STD</b>	<b>Front HH</b>	<b>Rear STD</b>	<b>Rear HH</b>	
KZ750G1 LTD (2 cyl)	1980	—	—	32-2206	—	
KZ750H1 LTD	80-83	32-2097	32-8246	32-2097	32-8246	
KZ750K1 LTD (2 cyl)	83-84	32-2143	32-8177	32-2206	—	
KZ750L3	1983	32-2097	32-8246	32-2097	32-8246	
KZ750M1 CSR (2 cyl)	1982	32-2097	32-8246	32-2206	—	
KZ750N Spectre	82-83	32-2097	32-8246	32-2097	32-8246	
KZ750R1 GPz	1982	32-2097	32-8246	32-2097	32-8246	
VN750A Vulcan	86-06	32-2143	32-8177	32-2206	—	
ZR750C Zephyr	91-93	32-2020	—	32-2020	—	
ZR750 ZR-7/7S (LF)	00-06	32-3056	32-8228	32-2654	32-8230	
ZR750 ZR-7/7S (RF)	00-06	32-2654	32-8230	32-2654	32-8230	
ZX750 GPz/GPz Turbo	83-85	32-2143	32-8177	32-2143	32-8177	
ZX750F Ninja 750R	87-90	32-2020	—	32-2020	—	
ZX750H ZX-7	89-90	32-2045	32-8186	32-2053	—	
ZX750 Ninja ZX-7/7R	91-95	32-2045	32-8186	32-2053	—	
ZX750N ZX7-RR	96-97	—	—	32-2365	32-7722	
ZX750P Ninja ZX7-R	96-03	32-2294	32-8199	32-2053	—	
<b>NOTE: The above listing is for the (Six piston pad), Tokico caliper only</b>						
VN800A Vulcan/Custom	95-05	32-2143	32-8177	32-2206	—	
VN800B Vulcan/Classic	96-05	32-3056	32-8228	32-2206	—	
VN800C Vulcan/Drifter	99-06	32-3056	32-8228	32-2654	32-8230	
VN900C Vulcan/Classic	06-10	32-3056	32-8228	32-2654	32-8230	
Z1/A/B 900	73-75	—	—	32-2207	—	
KZ900A4/A5	76-77	32-2065	—	32-2207	—	
KZ900B1 LTD	1976	32-2065	—	—	—	
ZL900A Eliminator	86-87	32-2143	32-8177	32-2143	32-8177	
ZX900A Ninja 900R	84-86	32-2143	32-8177	32-2143	32-8177	
ZX900B Ninja ZX-9R	94-95	32-2045	32-8186	32-2320	32-8200	
ZX900C-E Ninja ZX-9R	96-01	32-2294	32-8199	32-2320	32-8200	
ZX900F Ninja ZX-9R	02-03	—	—	32-2320	32-8200	
KZ1000A	77-78	32-2065	—	32-2067	—	
KZ1000A MKII	79-80	—	—	32-2067	—	
KZ1000B LTD	77-78	32-2065	—	—	—	
KZ1000B LTD	79-80	—	—	32-2067	—	
KZ1000C	1978	32-2065	—	32-2067	—	
KZ1000C Police	79-81	—	—	32-2067	—	
KZ1000D Z1R	1978	32-2065	—	32-2067	—	
KZ1000D Z1R	1980	—	—	32-2067	—	
KZ1000E Shaft ST	79-80	—	—	32-2067	—	
KZ1000G LTD Classic	1980	—	—	32-2067	—	
KZ1000J	81-83	32-2097	32-8246	32-2097	32-8246	
KZ1000K LTD	81-82	32-2097	32-8246	32-2097	32-8246	
KZ1000M CSR	81-82	32-2097	32-8246	32-2097	32-8246	
KZ1000P Police	82-01	32-2097	32-8246	32-2097	32-8246	
KZ1000P21/P22 (LH)	02-05	32-3056	32-8228	32-2097	32-8246	
(RH)		32-2654	32-8230	—	—	
KZ1000R1/R2 Replica	82-83	32-2097	32-8246	32-2097	32-8246	
ZG1000A Concours	94-06	32-2020	—	32-2143	32-8177	
ZL1000A1 Eliminator	1987	32-2143	32-8177	32-2143	32-8177	
ZR1000A1~A6F Z1000	05-06	—	—	32-2320	32-8200	
ZR1000B~C Z1000	07-08	—	—	32-2055	32-8197	
ZR1000B C Z1000	07-08	—	32-8174	—	—	
ZR1000D Z1000	10-12	—	32-7725	32-2320	32-8200	
ZG1000A Concours	86-93	32-2143	32-8177	32-2143	32-8177	
ZX1000A Ninja 1000R	86-87	32-2143	32-8177	32-2143	32-8177	
ZX1000B Ninja ZX-10	88-90	32-2020	—	32-2020	—	
ZX1000C~D Ninja ZX-10R	04-07	—	—	32-8238	32-2320	32-8200
ZX1000E Ninja ZX-10R	08-11	—	—	32-2320	32-8200	
ZX1000G/H Ninja 1000	12-13	—	32-7725	32-2320	32-8200	
ZX1000J/K ZX-10R	11-13	—	32-7725	—	32-8240	
KZ1100A Shaft	81-83	32-2097	32-8246	32-2097	32-8246	
KZ1100B GPz	81-82	32-2097	32-8246	32-2097	32-8246	
KZ1100D Spectre	82-83	32-2097	32-8246	32-2097	32-8246	
KZ1100L1 LTD	1983	32-2097	32-8246	32-2097	32-8246	
ZN1100B LTD	84-85	32-2143	32-8177	32-2143	32-8177	
ZR1100A	92-95	32-2045	32-8186	32-2020	—	
ZR1100C ZRX1100	99-00	32-2294	32-8199	32-2053	—	
ZX1100A GPz	83-84	32-2143	32-8177	32-2143	32-8177	
ZX1100C Ninja ZX-11	90-93	32-2045	32-8186	32-2020	—	
ZX1100D Ninja ZX-11	93-01	32-2045	32-8186	32-2053	—	

SHOP EQUIP & TOOLS

HARD PARTS

CARB & FUEL

IGNITION/ELECTRICAL

CONTROL

SUSPENSION

ACCESSORIES

# EBC BRAKE PADS AND SHOES

SHOP EQUIP & TOOLS

HARD PARTS

CARB & FUEL

IGNITION/ELECTRICAL

CONTROL

SUSPENSION

ACCESSORIES

<b>KAWASAKI - Street Application</b>					
	Year	Front STD	Front HH	Rear STD	Rear HH
ZX1100E/F GPz/ ABS(LF)	95-97	<b>32-3056</b>	<b>32-8228</b>	<b>32-2320</b>	<b>32-8200</b>
ZX1100E/F GPz/ ABS(RF)	95-97	<b>32-2654</b>	<b>32-8230</b>	<b>32-2320</b>	<b>32-8200</b>
ZG1200 Voyager XII	86-03	<b>32-2143</b>	<b>32-8177</b>	<b>32-2143</b>	<b>32-8177</b>
ZR1200A ZRX1200	01-05	<b>32-2294</b>	<b>32-8199</b>	<b>32-2053</b>	—
ZX1200A ZX-12R	00-03	<b>32-2294</b>	<b>32-8199</b>	<b>32-2053</b>	—
ZX1200B ZX-12R	04-05	—	<b>32-8238</b>	<b>32-2053</b>	—
ZX1200C ZZR1200	02-05	<b>32-2045</b>	<b>32-8186</b>	<b>32-2053</b>	—
KZ1300A	79-82	—	—	<b>32-2067</b>	—
KZ1300B2 Touring	1980	—	—	<b>32-2067</b>	—
ZN1300A Voyager	83-88	<b>32-2143</b>	<b>32-8177</b>	<b>32-2143</b>	<b>32-8177</b>
ZG1400A~D Concours	08-11	—	—	—	<b>32-7722</b>
ZG1400 Concours (All)	08-13	—	<b>32-8174</b>	—	—
ZXR1400A~C Ninja	06-11	—	—	—	<b>32-7722</b>
ZX1400 ZX-14R (All)	06-13	—	<b>32-8174</b>	—	—
VN1500A Vulcan	87-98	<b>32-2143</b>	<b>32-8177</b>	<b>32-2143</b>	<b>32-8177</b>
VN1500B Vulcan 88 SE	87-90	<b>32-2143</b>	<b>32-8177</b>	<b>32-2143</b>	<b>32-8177</b>
VN1500C Vulcan	96-97	<b>32-2143</b>	<b>32-8177</b>	<b>32-2143</b>	<b>32-8177</b>
VN1500 Vulcan Classic	96-00	<b>32-3056</b>	<b>32-8228</b>	<b>32-2143</b>	<b>32-8177</b>
VN1500E Vulcan Classic	01-04	<b>32-3056</b>	<b>32-8228</b>	<b>32-2654</b>	<b>32-8230</b>
VN1500G Nomad (LF)	99-00	<b>32-3056</b>	<b>32-8228</b>	<b>32-2143</b>	<b>32-8177</b>
VN1500G Nomad (RF)	99-00	<b>32-2654</b>	<b>32-8230</b>	<b>32-2143</b>	<b>32-8177</b>
VN1500G Nomad (LF)	01-05	<b>32-3056</b>	<b>32-8228</b>	<b>32-2654</b>	<b>32-8230</b>
VN1500G Nomad (RF)	01-05	<b>32-2654</b>	<b>32-8230</b>	<b>32-2654</b>	<b>32-8230</b>
VN1500 Drifter	99-05	<b>32-3056</b>	<b>32-8228</b>	<b>32-2654</b>	<b>32-8230</b>
VN1500L Nomad F.I. (LF)	00-04	<b>32-3056</b>	<b>32-8228</b>	<b>32-2654</b>	<b>32-8230</b>
VN1500L Nomad F.I. (RF)	00-04	<b>32-2654</b>	<b>32-8230</b>	<b>32-2654</b>	<b>32-8230</b>
VN1500N Classic F.I.	00-05	<b>32-3056</b>	<b>32-8228</b>	<b>32-2654</b>	<b>32-8230</b>
VN1500P Mean Streak	02-03	<b>32-2294</b>	<b>32-8199</b>	<b>32-2654</b>	<b>32-8230</b>
VN1600A Classic. (LF)	03-07	<b>32-3056</b>	<b>32-8228</b>	<b>32-2654</b>	<b>32-8230</b>
VN1600A Classic. (RF)	03-07	<b>32-2654</b>	<b>32-8230</b>	<b>32-2654</b>	<b>32-8230</b>
VN1600B1 Mean Streak	2004	<b>32-2294</b>	<b>32-8199</b>	<b>32-2654</b>	<b>32-8230</b>
VN1600B2 Mean Streak	05-08	—	<b>32-8238</b>	<b>32-2654</b>	<b>32-8230</b>
VN1600D Vulcan Nomad (LF)	05-08	<b>32-3056</b>	<b>32-8228</b>	<b>32-2654</b>	<b>32-8230</b>
VN1600D Vulcan Nomad (RF)	05-08	<b>32-2654</b>	<b>32-8230</b>	<b>32-2654</b>	<b>32-8230</b>
VN1700A/B Voyager/ ABS	02-05	<b>32-2045</b>	<b>32-8186</b>	<b>32-2654</b>	<b>32-8230</b>
VN1700J Voyager Vaquero (LF)	11-13	<b>32-3056</b>	<b>32-8228</b>	<b>32-2654</b>	<b>32-8230</b>
VN1700J Voyager Vaquero (RF)	11-13	<b>32-2654</b>	<b>32-8230</b>	<b>32-2654</b>	<b>32-8230</b>
VN1700A/B Vulcan Voyager (LF)	09-13	<b>32-3056</b>	<b>32-8228</b>	<b>32-2654</b>	<b>32-8230</b>
VN1700A/B Vulcan Voyager (RF)	09-13	<b>32-2654</b>	<b>32-8230</b>	<b>32-2654</b>	<b>32-8230</b>
VN1700C Vulcan Nomad (LF)	09-13	<b>32-3056</b>	<b>32-8228</b>	<b>32-2654</b>	<b>32-8230</b>
VN1700C Vulcan Nomad (RF)	09-13	<b>32-2654</b>	<b>32-8230</b>	<b>32-2654</b>	<b>32-8230</b>
VN1700E Vulcan Classic (LF)	09-12	<b>32-3056</b>	<b>32-8228</b>	<b>32-2654</b>	<b>32-8230</b>
VN1700E Vulcan Classic (RF)	09-12	<b>32-2654</b>	<b>32-8230</b>	<b>32-2654</b>	<b>32-8230</b>
VN1700G Vulcan Classic LT (LF)	09-11	<b>32-3056</b>	<b>32-8228</b>	<b>32-2654</b>	<b>32-8230</b>
VN1700G Vulcan Classic LT (RF)	09-11	<b>32-2654</b>	<b>32-8230</b>	<b>32-2654</b>	<b>32-8230</b>
VN2000 Vulcan, All	04-10	<b>32-2045</b>	<b>32-8186</b>	<b>32-2654</b>	<b>32-8230</b>

<b>KAWASAKI - ATV Application</b>					
	Year	Front STD	EBC REF	Rear STD	EBC REF
KLF185A1 Bayou	1985	—	—	<b>32-2205</b>	706
KLF185A2/ A3/ A4	86-88	<b>32-2204</b>	705	<b>32-2205</b>	706
KLT200A1~A4	81-83	—	603	<b>32-2204</b>	705
KLT200B1	1983	—	603	<b>32-2204</b>	705
KLT200C1/ C2	83-84	—	603	<b>32-2204</b>	705
KLF220A1~A15 Bayou	88-02	<b>32-2204</b>	705	<b>32-2205</b>	706
KLF250A1/ A2 A3 Bayou	03-05	<b>32-2204</b>	705	<b>32-2205</b>	706
KLT250A1/ A2	82-83	—	603	<b>32-2204</b>	705
KLT250C1~C3 Prairie	83-85	—	603	<b>32-2204</b>	705
KLT250P1 Police	1984	—	603	<b>32-2204</b>	705
KSF250A1~A18 Mojave	87-04	—	FA128X	<b>32-2141</b>	FA84X
KXT250A1 Tecate (3-Whl)	1984	<b>32-2204</b>	705	—	FA83X
KXT250A2/ B1 Tecate	85-86	<b>32-2096</b>	FA67X	<b>32-2096</b>	FA67X
KXT250B2 Tecate	1987	<b>32-2096</b>	FA67X	<b>32-2141</b>	FA84X
KXF250A1/ A2 Tecate	87-88	—	FA128X	<b>32-2141</b>	FA84X
KEF300A Lakota	95-00	—	FA128X	<b>32-2141</b>	FA84X
KEF300B Lakota Sport	01-03	—	FA128X	<b>32-2141</b>	FA84X
KLF300A1/ A2 Bayou	86-87	—	717	<b>32-2205</b>	706
KLF300B1~B17 Bayou	88-04	<b>32-2096</b>	FA67X	<b>32-2205</b>	706
KLF300C1-C17 Bayou(LF)	89-05	<b>32-2026</b>	FA165X	—	—



<b>KAWASAKI - ATV Application</b>					
	Year	Front STD	EBC REF	Rear STD	EBC REF
KLF300C1-C17 Bayou(RF)	89-05	<b>32-2027</b>	FA135X	—	—
KVF300A Prairie 4x4	99-02	<b>32-2085</b>	FA54X	—	—
KVF300B Prairie 300	99-02	<b>32-2085</b>	FA54X	—	—
KVF360 (all)/ 4x4	03-11	<b>32-2085</b>	FA54X	—	—
KLF400B Bayou (LF)	93-99	<b>32-2026</b>	FA165X	—	—
KLF400B Bayou (RF)	93-99	<b>32-2027</b>	FA135X	—	—
KSF400A1-A3 KFX400	03-05	<b>32-2141</b>	FA84X	<b>32-2025</b>	FA137X
KVF400A1/ A2/ / B1	97-98	<b>32-2085</b>	FA54X	—	—
KVF400C1~D4 Prairie	99-02	<b>32-2085</b>	FA54X	—	—
KVF650F/G Brute Force 4X4(LF)	06-12	<b>32-2026</b>	FA165X	—	—
KVF650F/G Brute Force 4X4(RF)	06-12	<b>32-2027</b>	FA135X	—	—
KVF650H Brute Force 4X4(LF)	07-08	<b>32-2026</b>	FA165X	—	—
KVF650H Brute Force 4X4(RF)	07-08	<b>32-2027</b>	FA135X	—	—
KVF750 Brute Force 4X4(LF)	05-11	<b>32-2026</b>	FA165X	—	—
KVF750 Brute Force 4X4(RF)	05-11	<b>32-2027</b>	FA135X	—	—

<b>KAWASAKI - Dual Sport/Offroad Application</b>					
	Year	Front STD	EBC REF	Rear STD	EBC REF
KX60A1/ A2/ B1~B19	83-03	—	715	—	715
KX65A1/ A2/ A3/ A4/ A5	00-05	—	FA302X	<b>32-2085</b>	FA54X
KD80N1/ N2/ N3	88-90	—	FA83X	—	603
KDX80C1~C5	84-88	—	714	—	715
KX80E 1	1983	—	714	—	715
KX80E2/ E3/ G1/ G2	84-87	—	FA83X	—	715
KX80J2	1987	—	FA83X	—	715
KX80L1/ L2/ L3	88-90	—	FA83X	<b>32-2141</b>	FA84X
KX80N1/ N2/ N3	88-90	—	FA83X	<b>32-2141</b>	FA84X
KX80R1~R6	91-96	—	FA83X	<b>32-2141</b>	FA84X
KX80R7/ W1/ W2/ W3	97-00	—	FA258X	<b>32-2141</b>	FA84X
KX85A1/ A2/ A3/ A4	01-11	—	FA258X	<b>32-2141</b>	FA84X
KX100B5/ B6	95-96	—	FA83X	<b>32-2141</b>	FA84X
KX100B7/ C1/ C2/ C3	97-00	—	FA258X	<b>32-2141</b>	FA84X
KX100D1~D9	01-09	—	FA258X	<b>32-2141</b>	FA84X
KLX110A1~DAF/ DBF	02-11	—	715	—	603
KLX125L B1~B6F	03-06	—	FA230X	—	604
KX125B1	1982	—	FA83X	—	602A
KX125B2/ C1/ D1	83-85	<b>32-2096</b>	FA67X	—	702
KX125E1	1986	<b>32-2096</b>	FA67X	<b>32-2096</b>	FA67X
KX125E2/ F1	87-88	<b>32-2022</b>	FA130R	<b>32-2096</b>	FA67X
KX125G1/ H1~J2	89-93	<b>32-2027</b>	FA135X	<b>32-2038</b>	FA152X
KX125K1	1994	<b>32-2292</b>	FA185X	<b>32-2038</b>	FA152X
KX125K2-K5/ L1~L4	95-02	<b>32-2292</b>	FA185X	<b>32-2023</b>	FA131X
KX125M1~M3	03-05	<b>32-2292</b>	FA185X	—	FA367X
KDX140 A/ B (all)	08-11	<b>32-2027</b>	FA135X	<b>32-2141</b>	FA84X
KDX200C1/ C2/ C3	86-88	<b>32-2096</b>	FA67X	—	702
KDX200E1/ E2/ E3/ E4	89-92	<b>32-2096</b>	FA67X	<b>32-2038</b>	FA152X
KDX200E5/ E6	93-94	<b>32-2027</b>	FA135X	<b>32-2038</b>	FA152X
KDX200H1~H10	95-06	<b>32-2292</b>	FA185X	<b>32-2038</b>	FA152X
KDX220A4~A12	97-05	<b>32-2292</b>	FA185X	<b>32-2038</b>	FA152X
KDX220D1-D4	91-94	<b>32-2027</b>	FA135X	—	—
KDX250A1/ B1/ B2	80-82	—	705	—	605
KDX250B3/ B4	83-84	—	705	—	602A
KDX250D1/ D2/ D3/ D4	91-94	—	FA135X	<b>32-2038</b>	FA152X
KL250A1/ A1A/ A2	78-79	—	705	—	605
KL250D2~D21 KLR	85-05	<b>32-2096</b>	FA67X	—	703
KL250G Super Sherpa	00-04	—	FA258X	<b>32-2096</b>	FA67X
KLX250R D2/ D3/ D4	94-96	<b>32-2292</b>	FA185X	<b>32-2038</b>	FA152X
KLX250S H6F/ H7F	06-07	<b>32-2292</b>	FA185X	<b>32-2023</b>	FA131X
KLX250S T9F/ TAF	09-10	—	FA135X	<b>32-2023</b>	FA131X
KLX250SF Supermotard	09-10	—	FA135X	<b>32-2023</b>	FA131X

## KAWASAKI - Dual Sport/Offroad

Application	Year	Front STD	EBC REF	Rear STD	EBC REF
KLX250T KLX250S Dual sport	09-13	32-2027	FA135X	—	—
KLX250W KLX250SF Supermoto	09-10	32-2027	FA135X	—	—
KX250A6/A7	80-81	32-2204	705	—	605
KX250B1	1982	—	FA83X	—	602A
KX250C1/C2/D1	83-85	32-2096	FA67X	—	602A
KX250D2	1986	32-2096	FA67X	32-2096	FA67X
KX250E1/F1	87-88	32-2022	FA130R	32-2096	FA67X
KX250F 4-Stroke	04-13	32-2292	FA185X	32-2035	FA367X
KX250G/H/J	89-93	32-2027	FA135X	32-2038	FA152X
KX250K1	1994	32-2292	FA185X	32-2038	FA152X
KX250K2/K3/K4/K5	95-98	32-2292	FA185X	32-2023	FA131X
KX250H/L/M (all)	99-05	32-2292	FA185X	32-2023	FA131X
KX250RF6/RF7 2-stroke	06-07	32-2292	FA185X	32-2023	FA131X
KX250F N/T/W 4-stroke	04-11	32-2292	FA185X	—	FA367X
KLX300A2-A9	97-07	32-2292	FA185X	32-2023	FA131X
KDX400A1/A2	79-80	32-2204	705	—	605
KLX400SR A1 Dual Sport	03-04	32-2292	FA185X	32-2023	FA131X
KLX400R B1/B2 Offroad	03-04	32-2292	FA185X	32-2023	FA131X
KDX420B1	1981	32-2204	705	—	605
KX420A1/A2	80-81	32-2204	705	—	605
KDX450A1	1982	32-2204	705	—	605
KX450F 4-Stroke	06-13	32-2292	FA185X	32-2035	FA367X
KLX450R	08-12	32-2292	FA185X	32-2305	FA367X
KX500A1/A2/B1	83-85	32-2096	FA67X	—	602A
KX500B2	1986	32-2096	FA67X	32-2096	FA67X
KX500C1/D1	87-88	32-2022	FA130R	32-2096	FA67X
KX500E1-E5	89-93	32-2027	FA135X	32-2038	FA152X
KX500E6/E7	94-95	32-2292	FA185X	32-2038	FA152X
KX500E8-E16	96-04	32-2292	FA185X	32-2023	FA131X
KL600A1/B1/B2 "KLR"	84-86	32-2096	FA67X	—	602A
KL650A1~A18 "KLR"	87-07	32-2022	FA130R	32-2096	FA67X
KL650B2/B3 Tengai	90-91	32-2020	FA129	32-2096	FA67X
KLX650A1/A2/A3	93-95	32-2292	FA185X	32-2038	FA152X
KLX650C1~C4 Dual Sport	93-96	32-2292	FA185X	32-2038	FA152X
KLX650D1 Offroad	1996	32-2292	FA185X	32-2023	FA131X
KL650B2/B3 Tengai	90-91	32-2020	FA129	32-2096	FA67X
KLX650R A1/A2/A3	93-95	32-2292	FA185X	32-2038	FA152X
KLX650R D1 Offroad	1996	32-2292	FA185X	32-2023	FA131X

## KAWASAKI - SIDE BY SIDE

Application	Year	Front STD	EBC REF	Rear STD	EBC REF
KAF300A1/B1/B2 Mule 500	92-95	—	—	32-2138	718
KAF300C1-C7 Mule 550	—	—	—	32-2138	718
KAF300D1/D2 Mule 520	—	—	—	32-2138	718
KAF400A Mule 610 4X4	06-10	32-2138	718	32-2138	718
KAF400A Mule 610 4X4	11-13	32-2138	718	32-2139	719
KAF400A1 Mule 610 4X4	2005	32-2138	718	32-2138	718
KAF400B1 Mule 600	2005	32-2138	718	32-2138	718
KAF400B Mule 600	06-13	32-2138	718	32-2138	718
KAF400C1 Mule 610 4X4	2005	32-2138	718	32-2138	718
KAF400C Mule 610 4X4	06-09	32-2138	718	32-2138	718
KAF400D/E Mule 610 4X4	10-13	32-2138	718	32-2139	719
KAF450B1 Mule 1000	—	32-2139	719	32-2140	720
KAF540C1 Mule 2010	—	32-2139	719	32-2140	720
KAF540D1 Mule 2020	—	32-2139	719	32-2140	720
KAF540E1 Mule 2030	—	32-2139	719	32-2140	720
KAF620A Mule 2510	—	32-2139	719	32-2140	720
KAF620B Mule 2520	—	32-2139	719	32-2140	720
KAF620C Mule 2500	—	32-2139	719	32-2140	720
KAF620E1-E5 Mule 3010	—	32-2140	720	32-2139	719
KAF620F1-F3 Mule 3020	—	32-2140	720	32-2139	719
KAF620G1-G5 Mule 3000	—	32-2140	720	32-2139	719
KAF620H1-H3 Mule 3010 4X4	03-05	32-2139	719	32-2140	720
KAF620J Mule 3010 Trans 4X4	2005	32-2139	719	32-2140	720
KAF620K Mule 3010 Trans 4X4	05-07	32-2139	719	32-2140	720
KAF620M Mule 4010 4X4	09-12	32-2139	719	32-2140	720
KAF620N Mule 4010 4X4	2009	32-2139	719	32-2140	720
KAF620P Mule 4000	09-10	32-2139	719	32-2140	720
KAF620R/S Mule 4010 Trans 4X4	09-12	32-2139	719	32-2140	720

## KAWASAKI - SIDE BY SIDE

Application	Year	Front STD	EBC REF	Rear STD	EBC REF
KRF750 Teryx (All) - LF	08-13	32-2026	FA165X	—	—
KRF750 Teryx (All) - RF	08-13	32-2027	FA135X	—	—
KAF950A1-A2 Mule 2510 Diesel	—	32-2139	719	32-2140	720
KAF950B1-B3 Mule 3010 Diesel	03-05	32-2139	719	32-2140	720
KAF950D Mule 3010 Diesel 4X4	2008	32-2139	719	32-2140	720
KAF950E Mule 3010 Trans 4X4 Diesel	2008	32-2139	719	32-2140	720
KAF950F Mule 4010 Diesel 4X4	09-12	32-2139	719	32-2140	720
KAF950G Mule 4010 Trans 4X4 Diesel	09-12	32-2139	719	32-2140	720

## KTM

Application	Year	Front STD	Front HH	Rear STD	Rear HH
SMC 625	2005	32-3021	—	—	—
Duke II 640	01-02	32-3021	—	—	—
640 Duke	03-05	32-3021	—	—	—
SMC 640 LC4	2005	32-3021	—	—	—
SMC 660	2005	32-3021	—	—	—
690 Duke	08-11	—	—	32-2328	—
690 Supermoto	02-08	32-3021	—	—	—
990 Super Duke	05-11	—	—	32-2328	—
990 Super Duke R	07-11	—	—	32-2328	—
990 SM-R	09-11	—	32-7719	—	—
1190 Adventure	2013	32-3021	—	—	—
1190 RC8/R	08-12	—	32-7719	—	—

## MV AGUSTA

Application	Year	Front STD	Front HH	Rear STD	Rear HH
Brutale 675	2012	32-3021	—	—	—
F3 675	2012	32-3021	—	—	—
Brutale 989R	08-09	32-3021	—	—	—
Brutale 990R	10-11	32-3021	—	—	—
F4/R/RR 998	10-12	—	32-7719	—	—
Brutale 1078RR	08-09	—	32-7719	—	—
F4 RR 1078	08-09	—	32-7719	—	—
Brutale 1090R/RR	10-12	—	32-7719	—	—

## POLARIS ATV

Application	Year	Front STD	EBC REF	Rear STD	EBC REF
Scrambler (3 wheeler)	85-86	32-2179	503	—	FA40X
250 2x4 & 4x4	1990	32-8242	FA159X	32-2015	FA232X
250 2x4 & 4 x4	1993	32-8242	FA159X	32-2015	FA232X
Cyclone 250X	1987	32-2179	503	—	FA40X
Big Boss 250 4x6	89-90	32-8242	FA159X	32-2015	FA232X
Big Boss w/Middle Axle Brake	—	32-8242	FA159X	—	—
Big Boss 250 4x6	91-92	32-8242	FA159X	32-2015	FA232X
Big Boss w/Middle Axle Brake	—	32-8242	FA159X	—	—
Big Boss 250 6x6	91-93	32-8242	FA159X	32-2015	FA232X
Big Boss w/Middle Axle Brake	—	32-8242	FA159X	—	—
Trail Blazer 250	90-93	32-8242	FA159X	32-2015	FA232X
Trail Blazer 250	94-98	32-8242	FA159X	32-2015	FA232X
Trail Blazer 250	99-00	32-8242	FA159X	32-2011	FA270R
Trail Blazer 250 Freedom	01-04	32-8242	FA159X	32-2011	FA270R
Trail Boss 2x4	85-87	32-2179	503	—	FA40X
Trail Boss	88-90	32-8242	FA159X	32-2015	FA232X
Trail Boss 250	91-99	32-8242	FA159X	32-2015	FA232X
Trail Boss 4x4	1987	32-2085	FA54X	32-2015	FA232X
Trail Boss 2x4/4x4	88-89	32-8242	FA159X	32-2015	FA232X
Trail Boss 250 2x4	91-92	32-8242	FA159X	32-2015	FA232X
Xplorer 250 4x4	2000	32-8242	FA159X	32-2011	FA270R
300 2x4 & 4x4	94-95	32-8242	FA159X	32-2015	FA232X
Big Boss 300 6x6	1994	32-8242	FA159X	32-2015	FA232X
Big Boss w/Middle Axle Brake	—	32-8242	FA159X	—	—
Xplorer 300 4x4	96-00	32-8242	FA159X	32-2015	FA232X
Xpress 300/400L	96-97	32-8242	FA159X	32-2015	FA232X
Xpress 300 2x4	98-00	32-8242	FA159X	32-2015	FA232X
Magnum 325 4x4 & 2x4	2000	32-8242	FA159X	32-2011	FA270R
Magnum 325 4x4/2x4	2001	32-8242	FA159X	32-2011	FA270R
Magnum 325 2x4 HDS	2002	32-8242	FA159X	—	FA314R

SHOP EQUIP & TOOLS

HARD PARTS

CARB & FUEL

IGNITION/ELECTRICAL

CONTROL

SUSPENSION

ACCESSORIES

# EBC BRAKE PADS AND SHOES



SHOP EQUIP & TOOLS

HARD PARTS

CARB & FUEL

IGNITION/ELECTRICAL

CONTROL

SUSPENSION

ACCESSORIES

<b>POLARIS ATV</b> Application	Year	Front STD	EBC REF	Rear STD	EBC REF
Magnum 325 4x4 HDS	2002	<b>32-8242</b>	FA159X	—	FA314R
Trail Boss 325	00-02	<b>32-8242</b>	FA159X	<b>32-2011</b>	FA270R
Xpedition 325	2000	<b>32-8242</b>	FA159X	<b>32-2011</b>	FA270R
Xpedition 325	2002	<b>32-8242</b>	FA159X	—	FA314R
ATP 330 4x4	2004	<b>32-8242</b>	FA159X	<b>32-8242</b>	FA159X
Magnum 330 2x4 HDS	2003	<b>32-8242</b>	FA159X	—	FA314R
Magnum 330 4x4 HDS	2003	<b>32-8242</b>	FA159X	—	FA314R
Trail Boss 330	03-04	<b>32-8242</b>	FA159X	<b>32-2011</b>	FA270R
Sportsman 335 4x4	99-00	<b>32-8242</b>	FA159X	<b>32-2011</b>	FA270R
Sportsman/Worker 335 4x4	99-00	<b>32-8242</b>	FA159X	<b>32-2011</b>	FA270R
350 L 2x4	1990	<b>32-8242</b>	FA159X	<b>32-2015</b>	FA232X
350 L 4x4	1990	<b>32-8242</b>	FA159X	<b>32-2015</b>	FA232X
350 L 4x4	1993	<b>32-8242</b>	FA159X	<b>32-2015</b>	FA232X
Big Boss 350 L	1993	<b>32-8242</b>	FA159X	<b>32-2015</b>	FA232X
Big Boss w/Middle Axle Brake		<b>32-8242</b>	FA159X	—	—
Sportsman 350 4x4	1993	<b>32-8242</b>	FA159X	<b>32-2015</b>	FA232X
Trail Boss 350L 2x4	91-93	<b>32-8242</b>	FA159X	<b>32-2015</b>	FA232X
Trail Boss 350L 4x4	1991	<b>32-8242</b>	FA159X	<b>32-2015</b>	FA232X
400 L 2x4	94-95	<b>32-8242</b>	FA159X	<b>32-2015</b>	FA232X
400 L 4x4	1994	<b>32-8242</b>	FA159X	<b>32-2015</b>	FA232X
Big Boss 400 L 6x6	94-97	<b>32-8242</b>	FA159X	<b>32-2015</b>	FA232X
Big Boss w/Middle Axle Brake		<b>32-8242</b>	FA159X	—	—
Scrambler 400 L 4x4	95-97	<b>32-8242</b>	FA159X	<b>32-2015</b>	FA232X
Scrambler 400 (2x4/4x4)	2000	<b>32-8242</b>	FA159X	<b>32-2011</b>	FA270R
Scrambler 400 4x4	98-02	<b>32-8242</b>	FA159X	<b>32-2011</b>	FA270R
Scrambler 400 2x4	2002	<b>32-8242</b>	FA159X	<b>32-2011</b>	FA270R
Sport 400 L	94-98	<b>32-8242</b>	FA159X	<b>32-2015</b>	FA232X
Sport 400	99-00	<b>32-8242</b>	FA159X	<b>32-2011</b>	FA270R
Sportsman 400L 4x4	94-97	<b>32-8242</b>	FA159X	<b>32-2015</b>	FA232X
Sportsman 400	01-02	<b>32-8242</b>	FA159X	<b>32-2011</b>	FA270R
Sportsman 400	03-04	<b>32-8242</b>	FA159X	—	FA314R
Trail Blazer 400	2003	<b>32-8242</b>	FA159X	<b>32-2011</b>	FA270R
Xplorer 400 L 4x4	95-98	<b>32-8242</b>	FA159X	<b>32-2015</b>	FA232X
Xplorer 400 L 4x4	99-00	<b>32-8242</b>	FA159X	<b>32-2011</b>	FA270R
Xplorer 4x4 400	01-02	<b>32-8242</b>	FA159X	<b>32-2011</b>	FA270R
Xplorer 400	01-02	<b>32-8242</b>	FA159X	<b>32-2011</b>	FA270R
Magnum 425 2x4	95-98	<b>32-8242</b>	FA159X	<b>32-2015</b>	FA232X
Magnum 425 4x4	95-98	<b>32-8242</b>	FA159X	<b>32-2015</b>	FA232X
Magnum 425 6x6	1996	<b>32-8242</b>	FA159X	<b>32-2015</b>	FA232X
Magnum w/Middle Axle Brake		—	FA273R	—	—
Magnum 425 6x6	1997	<b>32-8242</b>	FA159X	<b>32-2015</b>	FA232X
Middle Axle		<b>32-8242</b>	FA159X	—	—
Xpedition 425 (4x4)	2000	<b>32-8242</b>	FA159X	<b>32-2011</b>	FA270R
Diesel 455cc 4x4 EBS	99-00	<b>32-8242</b>	FA159X	<b>32-2011</b>	FA270R
Diesel 455cc	2001	<b>32-8242</b>	FA159X	<b>32-2011</b>	FA270R
ATP 500 H0 4x4	2004	<b>32-8242</b>	FA159X	<b>32-8242</b>	FA159X
ATV 500 Pro 4x4 PPS	2002	<b>32-8242</b>	FA159X	<b>32-8242</b>	FA159X
Big Boss 500 6x6	98-99	<b>32-8242</b>	FA159X	<b>32-2015</b>	FA232X
Big Boss w/Middle Axle Brake		<b>32-8242</b>	FA159X	—	—
Magnum 500 4x4	99-00	<b>32-8242</b>	FA159X	<b>32-2011</b>	FA270R
Magnum 500	2001	<b>32-8242</b>	FA159X	<b>32-2011</b>	FA270R
Magnum 500 2x4/4X4 HDS	2002	<b>32-8242</b>	FA159X	—	FA314R
Magnum 500 4x4 HDS	02-03	<b>32-8242</b>	FA159X	—	FA314R
Predator 500	03-04	<b>32-8242</b>	FA159X	<b>32-8242</b>	FA159X
Scrambler 500 4x4	1997	<b>32-8242</b>	FA159X	<b>32-2015</b>	FA232X
Scrambler 500 4x4	98-04	<b>32-8242</b>	FA159X	<b>32-2011</b>	FA270R
Scrambler 500 2x4/4x4	01-02	<b>32-8242</b>	FA159X	<b>32-2011</b>	FA270R
Sportsman 500 4x4	96-97	<b>32-8242</b>	FA159X	<b>32-2015</b>	FA232X
Sportsman/Worker 500	98-02	<b>32-8242</b>	FA159X	<b>32-2011</b>	FA270R
4x4 EBS /500 RSE					
Sportsman 500 H0	03-04	<b>32-8242</b>	FA159X	—	FA314R
Sportsman 6x6 (500)	00-01	<b>32-8242</b>	FA159X	—	FA313R
Sportsman 6x6	02-04	<b>32-8242</b>	FA159X	—	FA313R
Xplorer 500 4x4	1997	<b>32-8242</b>	FA159X	<b>32-2015</b>	FA232X
Sportsman 600 4x4	03-04	<b>32-8242</b>	FA159X	—	FA314R
Sportsman 700 4x4	02-04	<b>32-8242</b>	FA159X	—	FA314R
PTV Personal Task 6x6	2003	<b>32-8242</b>	FA159X	—	FA313R

<b>POLARIS SIDE by SIDE</b> Application	Year	Front STD	EBC REF	Rear STD	EBC REF
PPS/UTV 2X4 Series 10	2010	<b>32-2024</b>	FA354R	<b>32-2024</b>	FA354R
PPS/UTV 4X6 Series 10	2010	<b>32-2024</b>	FA354R	<b>32-2024</b>	FA354R
PPS/Series 11 UTV1500 2X4	2011	<b>32-2024</b>	FA354R	<b>32-2024</b>	FA354R
Ranger EV (Electric)	10-13	<b>32-2031</b>	FA452R	<b>32-2024</b>	FA354R
Ranger Series 10/11	10-11	<b>32-2024</b>	FA354R	<b>32-2024</b>	FA354R
Ranger 2x4/4x4	04-05	<b>32-2024</b>	FA354R	<b>32-2024</b>	FA354R
Ranger 6x6	04-05	<b>32-2024</b>	FA354R	<b>32-2024</b>	FA354R
Ranger TM	04-06	<b>32-2024</b>	FA354R	<b>32-2024</b>	FA354R
Ranger XP	2005	<b>32-2024</b>	FA354R	<b>32-2024</b>	FA354R
Ranger 400 (All)	10-13	<b>32-2024</b>	FA354R	<b>32-2024</b>	FA354R
Ranger 500 2x4/4x4	06-07	<b>32-2024</b>	FA354R	<b>32-2024</b>	FA354R
Ranger 500 2x4 (Carb)	08-09	<b>32-2031</b>	FA452R	<b>32-2024</b>	FA354R
Ranger 500 4x4	08-10	<b>32-2031</b>	FA452R	<b>32-2024</b>	FA354R
Ranger 500 4x4	11-13	—	—	<b>32-2024</b>	FA354R
Ranger 500 4x4 HO	09-11	<b>32-2031</b>	FA452R	<b>32-2024</b>	FA354R
Ranger 500 Sportsman Touring	11-13	—	—	<b>32-2024</b>	FA354R
Ranger 500 Crew	11-13	<b>32-2031</b>	FA452R	<b>32-2024</b>	FA354R
Ranger 6x6 EFI 700	06-09	<b>32-2024</b>	FA354R	<b>32-2024</b>	FA354R
Ranger XP 700 4X4	2007	<b>32-2024</b>	FA354R	<b>32-2024</b>	FA354R
Ranger 700 6x4 EFI	2008	<b>32-2031</b>	FA452R	<b>32-2024</b>	FA354R
Ranger 700 4x4 EFI	2009	<b>32-2031</b>	FA452R	<b>32-2024</b>	FA354R
Ranger 800	10-13	<b>32-2031</b>	FA452R	<b>32-2024</b>	FA354R
Ranger 800 XP	10-12	<b>32-2031</b>	FA452R	<b>32-2024</b>	FA354R
Ranger 800 Mid-size	2013	<b>32-2024</b>	FA354R	<b>32-2024</b>	FA354R
Ranger 800 RZR-4	10-13	<b>32-2031</b>	FA452R	<b>32-2024</b>	FA354R
Ranger 900D Diesel	11-12	<b>32-2031</b>	FA452R	<b>32-2024</b>	FA354R
Ranger RZR XP 900 (All)	11-13	<b>32-2031</b>	FA452R	<b>32-2024</b>	FA354R

<b>SUZUKI - Street</b> Application	Year	Front STD	Front HH	Rear STD	Rear HH
GN250J	1988	<b>32-2080</b>	—	—	—
GS250T	80-81	<b>32-2080</b>	—	—	—
TU250X	09-13	<b>32-3056</b>	<b>32-8228</b>	—	—
GN400T	80-82	<b>32-2080</b>	—	—	—
GSF400 Bandit	91-93	<b>32-2020</b>	—	<b>32-2091</b>	<b>32-8169</b>
GS450 Twins, All	80-88	<b>32-2080</b>	—	—	—
GS500E	89-95	<b>32-2020</b>	—	<b>32-2091</b>	<b>32-8169</b>
GS500E/F	96-10	<b>32-2654</b>	<b>32-8230</b>	<b>32-2091</b>	<b>32-8169</b>
GS550C/N (8 Valve)	77-79	—	—	<b>32-2067</b>	—
GS550E (16 Valve)	83-86	<b>32-2091</b>	<b>32-8169</b>	<b>32-2091</b>	<b>32-8169</b>
GS550ET	1980	<b>32-2094</b>	—	<b>32-2067</b>	—
GS550LZ	1982	<b>32-2094</b>	—	—	—
GS550LD	83-86	<b>32-2091</b>	<b>32-8169</b>	—	—
GS550MZ /TX	81-82	<b>32-2094</b>	—	<b>32-2067</b>	—
GSF600S Bandit	96-99	<b>32-2030</b>	<b>32-8185</b>	<b>32-2091</b>	<b>32-8169</b>
GSF600S Bandit (LF)	00-03	<b>32-3056</b>	<b>32-8228</b>	<b>32-2091</b>	<b>32-8169</b>
GSF600S Bandit (RF)	00-03	<b>32-2654</b>	<b>32-8230</b>	<b>32-2091</b>	<b>32-8169</b>
GSX600F Katana	88-97	—	—	<b>32-2091</b>	<b>32-8169</b>
GSX600F Katana (LF)	98-06	<b>32-3056</b>	<b>32-8228</b>	<b>32-2091</b>	<b>32-8169</b>
GSX600F Katana (RF)	98-06	<b>32-2654</b>	<b>32-8230</b>	<b>32-2091</b>	<b>32-8169</b>
GSX-R600	11-12	—	<b>32-7719</b>	—	<b>32-8240</b>
GSX-R600W	92-93	<b>32-2032</b>	—	<b>32-2091</b>	<b>32-8169</b>
GSX-R600V	97-03	<b>32-2045</b>	<b>32-8186</b>	<b>32-2091</b>	<b>32-8169</b>
GSX-R600F	04-05	—	<b>32-7725</b>	—	<b>32-7722</b>
GSX-R600F(Tokico radial)	06-10	—	<b>32-7725</b>	—	—
RF600R	94-97	<b>32-2030</b>	<b>32-8185</b>	<b>32-2091</b>	<b>32-8169</b>
DL650 V-Strom (LF)	04-11	<b>32-3056</b>	<b>32-8228</b>	<b>32-2055</b>	<b>32-8197</b>
DL650 V-Strom (RF)	04-11	<b>32-2654</b>	<b>32-8230</b>	<b>32-2055</b>	<b>32-8197</b>

<b>SUZUKI - Street</b>					
<i>Application</i>	<i>Year</i>	<i>Front STD</i>	<i>Front HH</i>	<i>Rear STD</i>	<i>Rear HH</i>
GR650D Tempter	1983	<b>32-2094</b>	—	—	—
GS650EX/EZ	81-82	<b>32-2094</b>	—	<b>32-2067</b>	—
GS650G/GL (all)	81-83	<b>32-2094</b>	—	<b>32-2067</b>	—
GS650M Katana	1983	<b>32-2094</b>	—	<b>32-2067</b>	—
SV650 ALL (LF)	99-07	<b>32-3056</b>	<b>32-8228</b>	<b>32-2091</b>	<b>32-8169</b>
SV650 ALL (RF)	99-07	<b>32-2654</b>	<b>32-8230</b>	<b>32-2091</b>	<b>32-8169</b>
SFV650 Gladius (LT)	09-13	<b>32-3056</b>	<b>32-8228</b>	—	—
SFV650 Gladius (RT)	09-13	<b>32-2654</b>	<b>32-8230</b>	—	—
XN85 Turbo	1983	<b>32-2094</b>	—	<b>32-2067</b>	—
GS700E	1985	<b>32-2080</b>	—	<b>32-2067</b>	—
GV700GLF/GLF2	1985	<b>32-2080</b>	—	—	—
VS700G Intruder	86-87	<b>32-2007</b>	<b>32-8268</b>	—	—
GS750E (16-valve)	80-83	<b>32-2080</b>	—	<b>32-2067</b>	—
GS750LN (8-valve)	1979	—	—	<b>32-2067</b>	—
GS750LT (16-valve)	80-81	<b>32-2080</b>	—	<b>32-2067</b>	—
GS750SD	1983	<b>32-2094</b>	—	<b>32-2067</b>	—
GS750T	82-83	<b>32-2080</b>	—	—	—
GSX750F Katana	89-97	—	—	<b>32-2091</b>	<b>32-8169</b>
GSX750F Katana (LF)	98-06	<b>32-3056</b>	<b>32-8228</b>	<b>32-2091</b>	<b>32-8169</b>
GSX750F Katana (RF)	98-06	<b>32-2654</b>	<b>32-8230</b>	<b>32-2091</b>	<b>32-8169</b>
GSX-R750 RG/G/H	86-87	<b>32-2007</b>	<b>32-8268</b>	<b>32-2091</b>	<b>32-8169</b>
GSX-R750 J~WP	88-93	<b>32-2032</b>	—	<b>32-2091</b>	<b>32-8169</b>
GSX-R750 WR/WS-X	94-99	<b>32-2294</b>	<b>32-8199</b>	<b>32-2091</b>	<b>32-8169</b>
GSX-R750 Y/K1~K3	00-03	<b>32-2045</b>	<b>32-8186</b>	<b>32-2091</b>	<b>32-8169</b>
GSX-R750 (Tokico radial)	04-05	—	<b>32-7725</b>	—	<b>32-7722</b>
GSX-R750 (Tokico radial)	06-10	—	<b>32-7725</b>	—	—
GSX-R750	11-12	—	<b>32-7719</b>	—	—
VS750GL Intruder	88-91	<b>32-2007</b>	<b>32-8268</b>	—	—
VL800 Boulevard	05-07	<b>32-2654</b>	<b>32-8230</b>	—	—
VS800GL Intruder	92-04	<b>32-2007</b>	<b>32-8268</b>	—	—
VS800 Boulevard	05-09	<b>32-2654</b>	<b>32-8230</b>	—	—
VL800 Volusia	01-04	<b>32-2654</b>	<b>32-8230</b>	—	—
VL800T C50T Boulevard Touring	05-13	<b>32-2654</b>	<b>32-8230</b>	—	—
VX800	90-93	<b>32-2020</b>	—	—	—
VZ800 Marauder	97-07	<b>32-2654</b>	<b>32-8230</b>	—	—
VZ800 M50- Boulevard	05-10	<b>32-2654</b>	<b>32-8230</b>	—	—
GS850G (all)	80-83	<b>32-2080</b>	—	<b>32-2067</b>	—
RF900R RR/RS/RS2	94-95	<b>32-2032</b>	<b>32-8256</b>	—	—
RF900R-RT/RV/RW	96-98	<b>32-2032</b>	<b>32-8256</b>	<b>32-2067</b>	<b>32-8169</b>
DL1000 V-Strom (LF)	02-07	<b>32-3056</b>	<b>32-8228</b>	<b>32-2055</b>	<b>32-8197</b>
DL1000 V-Strom (RF)	02-07	<b>32-2654</b>	<b>32-8230</b>	<b>32-2055</b>	<b>32-8197</b>
GS1000C/N	78-79	—	—	<b>32-2067</b>	—
GS1000ET/ST/SZ	1980	<b>32-2094</b>	—	<b>32-2067</b>	—
GS1000LN/SN	1979	—	—	<b>32-2067</b>	—
GS1000SZ Katana	1982	<b>32-2094</b>	—	<b>32-2067</b>	—
GS1000G	80-81	<b>32-2080</b>	—	<b>32-2067</b>	—
GSX-R1000K1/K2	01-02	<b>32-2294</b>	<b>32-8199</b>	—	<b>32-7722</b>
GSX-R1000K3	2003	—	<b>32-8238</b>	—	<b>32-7722</b>
GSX-R1000 (Tokico radial)	04-06	—	<b>32-7725</b>	—	<b>32-7722</b>
GSX-R1000 (Tokico radial)	07-08	—	<b>32-7725</b>	—	—
GSX-R1000	09-11	—	<b>32-7725</b>	—	<b>32-8240</b>
GSX-R1000	2012	—	<b>32-7719</b>	—	<b>32-8240</b>
SV1000S	03-07	<b>32-2045</b>	<b>32-8186</b>	<b>32-2055</b>	<b>32-8197</b>
TL1000S SV~SK1	97-01	<b>32-2045</b>	<b>32-8186</b>	<b>32-2091</b>	<b>32-8169</b>
TL1000R RW~RK3	98-03	<b>32-2294</b>	<b>32-8199</b>	<b>32-2091</b>	<b>32-8169</b>
GS1100E	80-83	<b>32-2094</b>	—	<b>32-2067</b>	—
GS1100G	82-83	<b>32-2080</b>	—	<b>32-2067</b>	—
GS1100LT	1980	<b>32-2094</b>	—	<b>32-2067</b>	—
GS1100SD Katana	1983	<b>32-2094</b>	—	<b>32-2067</b>	—
GSX1100F Katana	88-93	—	—	<b>32-2007</b>	<b>32-8268</b>
GSX1100G Shaft Drive	91-93	<b>32-2020</b>	—	—	—
GSX-R1100G	86-88	<b>32-2007</b>	<b>32-8268</b>	<b>32-2091</b>	<b>32-8169</b>
GSX-R1100K	89-92	<b>32-2032</b>	<b>32-8256</b>	<b>32-2091</b>	<b>32-8169</b>
GSX-R1100W	93-98	<b>32-2294</b>	<b>32-8199</b>	<b>32-2091</b>	<b>32-8169</b>
GS1150ES (all)	83-86	<b>32-2007</b>	<b>32-8268</b>	<b>32-2007</b>	<b>32-8268</b>
GSF1200S	97-99	<b>32-2032</b>	<b>32-8256</b>	<b>32-2091</b>	<b>32-8169</b>
GSF1200 Bandit	01-05	<b>32-2294</b>	<b>32-8199</b>	<b>32-2091</b>	<b>32-8169</b>
GSF1250 Bandit	07-11	<b>32-2045</b>	<b>32-8186</b>	<b>32-2055</b>	<b>32-8197</b>
GV1200GLF Madura	85-86	<b>32-2080</b>	—	<b>32-2067</b>	—
GSX1300R Hayabusa	08-12	—	<b>32-7725</b>	—	—

<b>SUZUKI - Street</b>					
<i>Application</i>	<i>Year</i>	<i>Front STD</i>	<i>Front HH</i>	<i>Rear STD</i>	<i>Rear HH</i>
GSX1300R Hayabusa	99-07	<b>32-2294</b>	<b>32-8199</b>	<b>32-2091</b>	<b>32-8169</b>
GV1400GD	1986	<b>32-2007</b>	<b>32-8268</b>	<b>32-2007</b>	<b>32-8268</b>
VS1400GLP Intruder	87-03	<b>32-2007</b>	<b>32-8268</b>	<b>32-2007</b>	<b>32-8268</b>
VL1500W Intruder LC	98-01	<b>32-2007</b>	<b>32-8268</b>	<b>32-2007</b>	<b>32-8268</b>
VL1500K Intruder (LH)	02-04	<b>32-3056</b>	<b>32-8228</b>	—	—
VL1500K Intruder (RH)	02-04	—	<b>32-8230</b>	—	—
VL1500BK C90 Blvd (LH)	05-07	<b>32-3056</b>	<b>32-8228</b>	—	—
VL1500BK C90 Blvd (RH)	05-07	—	<b>32-8230</b>	—	—
VZ1500 Boulevard M90 (RT)	09-13	<b>32-2654</b>	<b>32-8230</b>	<b>32-2654</b>	<b>32-8230</b>
VZ1600 Marauder	2004	<b>32-3056</b>	<b>32-8228</b>	—	<b>32-8230</b>
VZ1600 M95 Blvd	05-07	—	<b>32-8238</b>	—	<b>32-8230</b>
VLR1800 C109R/RT	08-10	<b>32-8249</b>	—	—	—
VZR1800 109R	06-11	—	<b>32-8238</b>	—	<b>32-8230</b>

<b>SUZUKI - ATV</b>					
<i>Application</i>	<i>Year</i>	<i>Front STD</i>	<i>EBC REF</i>	<i>Rear STD</i>	<i>EBC REF</i>
LT230EH-EP	86-93	—	FA128X	<b>32-2141</b>	FA84X
LT230SF/SG/SH/SJ	85-88	—	FA128X	—	FA84/3R
LT250RF Quadracer	85-86	—	FA128X	—	FA84/3R
LT250RH-RN Quad	87-92	—	FA128X	—	FA137X
LT250SK/SL	89-90	—	FA128X	<b>32-2025</b>	FA84X
LT-F300F King Quad(LF)	2002	<b>32-2026</b>	FA165X	—	—
LT-F300F King Quad(RF)	2002	<b>32-2027</b>	FA135X	—	—
LT-A400F King Quad(LF)	08-11	<b>32-2183</b>	FA413X	—	—
LT-A400F King Quad(RF)	08-11	<b>32-2184</b>	FA414X	—	—
LT-F400F King Quad(LF)	08-11	<b>32-2183</b>	FA413X	—	—
LT-F400F King Quad(RF)	08-11	<b>32-2184</b>	FA414X	—	—
LT-Z400K Quadsport	03-05	<b>32-2141</b>	FA84X	—	FA137X
LT-A450X King Quad(LF)	07-09	<b>32-2183</b>	FA413X	—	—
LT-A450X King Quad(RF)	07-09	<b>32-2184</b>	FA414X	—	—
LT-R450 Quadracer -LF	06-09	<b>32-2026</b>	FA165X	—	—
LT-R450 Quadracer -RF	06-09	<b>32-2027</b>	FA135X	—	—
LT-F500F Quadrunner(LF)	98-02	<b>32-2026</b>	FA165X	—	—
LT-F500F Quadrunner(RF)	98-02	<b>32-2027</b>	FA135X	—	—
LT-A500F Quadmaster(LF)	00-01	<b>32-2026</b>	FA165X	—	—
LT-A500F Quadmaster(RF)	00-01	<b>32-2027</b>	FA135X	—	—
LT-A500F Vinson 4X4	2002	—	—	<b>32-2025</b>	FA317X
LT500R Quadracer	87-90	—	FA128X	—	FA137X
LT-A500X King Quad(LF)	09-11	<b>32-2183</b>	FA413X	—	—
LT-A500X King Quad(RF)	09-11	<b>32-2184</b>	FA414X	—	—
LT-A700X King Quad(LF)	05-09	<b>32-2183</b>	FA413X	—	—
LT-A700X King Quad(RF)	05-09	<b>32-2184</b>	FA414X	—	—
LT-A750X King Quad(LF)	08-11	<b>32-2183</b>	FA413X	—	—
LT-A750X King Quad(RF)	08-11	<b>32-2184</b>	FA414X	—	—

<b>SUZUKI - Dual Sport/Offroad</b>					
<i>Application</i>	<i>Year</i>	<i>Front STD</i>	<i>EBC REF</i>	<i>Rear STD</i>	<i>EBC REF</i>
RM65K3/K4	03-05	—	FA302X	<b>32-2085</b>	FA54X
RM80G/H/J/K	86-89	—	FA83X	—	502
RM80L/M/N/P/R/S	90-95	—	FA83X	—	FA83X
RM80T/V/W/X/Y/K1	96-01	—	FA230X	—	FA83X
RM85K/L2/3/4	02-04	—	FA230X	—	FA83X
RM85LK5/K5	2005	—	FA285X	—	FA401X
RM100K3	2003	—	FA258X	<b>32-2141</b>	FA84X
DR125G	86-88	<b>32-2085</b>	FA54X	—	602
DR125S	94-96	<b>32-2085</b>	FA54X	—	602
DR-Z125K	03-05	—	604	—	604
DR-Z125L	03-05	—	FA230X	—	604
RM125H	1987	<b>32-2027</b>	FA135X	—	616
RM125J	1988	<b>32-2027</b>	FA135X	—	FA84/3R
RM125K	89-90	<b>32-2027</b>	FA135X	<b>32-2038</b>	FA152X
RM125M	91-93	<b>32-2027</b>	FA135X	—	—
RM125R	94-95	—	FA202X	—	—
RM125T	96-05	<b>32-2292</b>	FA185X	<b>32-2023</b>	FA131X
SP125G	86-88	<b>32-2085</b>	FA54X	—	602
DR200G	86-88	<b>32-2085</b>	FA54X	—	602
DR200S	96-05	<b>32-2085</b>	FA54X	—	602
SP200G	86-88	<b>32-2085</b>	FA54X	—	602
DR250F	1985	<b>32-2085</b>	FA54X	—	602

SHOP EQUIP & TOOLS

HARD PARTS

CARB & FUEL

IGNITION/ELECTRICAL

CONTROL

SUSPENSION

ACCESSORIES

# EBC BRAKE PADS AND SHOES



SHOP EQUIP & TOOLS

HARD PARTS

CARB & FUEL

IGNITION/ELECTRICAL

CONTROL

SUSPENSION

ACCESSORIES

<b>SUZUKI - Dual Sport/Offroad</b>					
Application	Year	Front STD	EBC REF	Rear STD	EBC REF
DR250L	90-95	—	FA135X	<b>32-2038</b>	FA152X
DR250 Offroad	90-95	<b>32-2027</b>	FA135X	—	—
DR250S/SE Dualsport	90-97	<b>32-2027</b>	FA135X	—	—
DR-Z250K	01-05	<b>32-2292</b>	FA185X	—	—
RM250H	87-88	<b>32-2027</b>	FA135X	—	FA84/3R
RM250K	89-90	<b>32-2027</b>	FA135X	<b>32-2038</b>	FA152X
RM250M	91-93	<b>32-2027</b>	FA135X	—	—
RM250R	94-95	—	FA202X	—	—
RM250T	96-05	<b>32-2292</b>	FA185X	<b>32-2023</b>	FA131X
RMX250	89-95	<b>32-2027</b>	FA135X	<b>32-2038</b>	FA152X
RMX250T	96-98	<b>32-2292</b>	FA185X	<b>32-2038</b>	FA152X
RM-Z250 4-Stroke	04-13	<b>32-2292</b>	FA185X	<b>32-2035</b>	FA367X
SP250F	1985	<b>32-2085</b>	FA54X	—	602
DR350 Off-Road	90-96	—	FA135X	<b>32-2038</b>	FA152X
DR350V	97-99	<b>32-2292</b>	FA185X	<b>32-2038</b>	FA152X
DR350S Dual-Sport	90-97	<b>32-2027</b>	FA135X	<b>32-2038</b>	FA152X
DR350S	98-99	<b>32-2292</b>	FA185X	<b>32-2038</b>	FA152X
DR350S/SE Dualsport	90-97	<b>32-2027</b>	FA135X	—	—
DR-Z400 All	00-05	<b>32-2292</b>	FA185X	<b>32-2023</b>	FA131X
RM-Z450 4-Stroke	05-13	<b>32-2292</b>	FA185X	<b>32-2035</b>	FA367X
DR650S	96-05	<b>32-2292</b>	FA185X	<b>32-2038</b>	FA152X

<b>TRIUMPH</b>					
Application	Year	Front STD	Front HH	Rear STD	Rear HH
Daytona 600	03-04	—	—	<b>32-2028</b>	—
Speedfour 600	02-05	—	—	<b>32-2028</b>	—
Daytona 650	2005	—	—	<b>32-2028</b>	—
Daytona 675	06-08	—	—	<b>32-2028</b>	—
Daytona 675	2013	—	—	<b>32-2328</b>	—
Daytona 675R	11-12	—	<b>32-7719</b>	<b>32-2028</b>	—
Daytona 675R	2013	—	<b>32-7719</b>	<b>32-2328</b>	—
Daytona 675SE	2012	—	—	<b>32-2028</b>	—
Daytona 675 Black	09-13	—	—	<b>32-2028</b>	—
(Radial Caliper)					
Street Triple 675	07-12	—	—	<b>32-2028</b>	—
Street Triple 675	2013	—	—	<b>32-2328</b>	—
Street Triple R 675	09-12	—	—	<b>32-2028</b>	—
Street Triple R 675	2013	—	—	<b>32-2328</b>	—
Tiger 800/ABS	11-13	—	—	<b>32-2028</b>	—
Tiger 800XC/ABS	11-13	—	—	<b>32-2028</b>	—
Adventurer	96-01	<b>32-2278</b>	<b>32-8226</b>	<b>32-2278</b>	<b>32-8226</b>
America (Cast Wheel)	06-09	<b>32-2278</b>	<b>32-8226</b>	—	—
New America	10-13	<b>32-2278</b>	<b>32-8226</b>	—	—
Bonneville T100	02-13	<b>32-2278</b>	<b>32-8226</b>	—	—
Bonneville America	02-06	<b>32-2278</b>	<b>32-8226</b>	—	—
Bonneville 800	01-05	<b>32-2278</b>	<b>32-8226</b>	—	—
Bonneville	09-13	<b>32-2278</b>	<b>32-8226</b>	—	—
(865cc Cast Wheel)					
Bonneville SE	09-12	<b>32-2278</b>	<b>32-8226</b>	—	—
(865cc Cast Wheel)					
Bonneville/Bonneville Black	06-08	<b>32-2278</b>	<b>32-8226</b>	—	—
Legend TT	98-01	<b>32-2278</b>	<b>32-8226</b>	<b>32-2278</b>	<b>32-8226</b>
Scrambler (865cc)	06-13	<b>32-2278</b>	<b>32-8226</b>	—	—
Speedmaster 800	03-04	<b>32-2278</b>	<b>32-8226</b>	—	—
Speedmaster (865cc)	05-09	<b>32-2278</b>	<b>32-8226</b>	—	—
Speedmaster	10-13	<b>32-2030</b>	<b>32-8185</b>	—	—
Thruxton SE	2012	<b>32-2030</b>	<b>32-8185</b>	—	—
Thruxton 900	04-13	<b>32-2030</b>	<b>32-8185</b>	—	—
Thunderbird	95-03	<b>32-2278</b>	<b>32-8226</b>	<b>32-2278</b>	<b>32-8226</b>
Thunderbird Sport	98-03	<b>32-2278</b>	<b>32-8226</b>	<b>32-2278</b>	<b>32-8226</b>

<b>TRIUMPH</b>					
Application	Year	Front STD	Front HH	Rear STD	Rear HH
Tiger 885	97-99	<b>32-2278</b>	<b>32-8226</b>	<b>32-2278</b>	<b>32-8226</b>
Daytona 955i	01-06	—	—	<b>32-2028</b>	—
(From VIN 132513)					
Tiger 955	99-04	<b>32-2278</b>	<b>32-8226</b>	<b>32-2278</b>	<b>32-8226</b>
Tiger 955 (Cast Wheel)	04-06	<b>32-2278</b>	<b>32-8226</b>	—	—
Trophy SE	2013	—	<b>32-7724</b>	—	—
Speed Triple R 1050	12-13	—	<b>32-7719</b>	—	—

<b>VICTORY</b>					
Application	Year	Front STD	Front HH	Rear STD	Rear HH
V92C/SC	98-03	<b>32-3021</b>	—	—	—
Arlen Ness Victory Vision	09-12	—	<b>32-3097</b>	<b>32-2278</b>	<b>32-8226</b>
Cory Ness Jackpot	08-10	—	—	<b>32-2278</b>	<b>32-8226</b>
Cory Ness Victory Cross Country	11-12	—	—	<b>32-2278</b>	<b>32-8226</b>
Cross Country	10-11	—	—	<b>32-2278</b>	<b>32-8226</b>
Cross Country Tour	2012	—	—	<b>32-2278</b>	<b>32-8226</b>
Cross Roads	10-12	—	—	<b>32-2278</b>	<b>32-8226</b>
Hammer	05-07	<b>32-3021</b>	—	—	—
Hammer	08-11	—	—	<b>32-2278</b>	<b>32-8226</b>
Hammer S	2007	<b>32-3021</b>	—	—	—
Hammer S	08-12	—	—	<b>32-2278</b>	<b>32-8226</b>
Hammer 8 Ball	10-12	—	—	<b>32-2278</b>	<b>32-8226</b>
Hard Ball (Spoke Wheel)	12-13	—	—	<b>32-2278</b>	<b>32-8226</b>
Highball	2012	—	—	<b>32-2278</b>	<b>32-8226</b>
Jackpot	10-11	—	—	<b>32-2278</b>	<b>32-8226</b>
Judge	12-13	<b>32-3021</b>	—	<b>32-2278</b>	<b>32-8226</b>
King Pin	08-12	—	—	<b>32-2278</b>	<b>32-8226</b>
King Pin Tour	04-07	<b>32-3021</b>	—	—	—
King Pin Tour	08-09	—	—	<b>32-2278</b>	<b>32-8226</b>
King Pin 8 Ball	08-11	—	—	<b>32-2278</b>	<b>32-8226</b>
King Pin Low	2009	—	—	<b>32-2278</b>	<b>32-8226</b>
Ness Signature Series	05-07	<b>32-3021</b>	—	—	—
Vegas 8 Ball	05-07	<b>32-3021</b>	—	—	—
Vegas Jackpot	05-07	<b>32-3021</b>	—	—	—
Vegas Jackpot	08-12	—	—	<b>32-2278</b>	<b>32-8226</b>
Vegas	03-07	<b>32-3021</b>	—	—	—
Vegas	08-12	—	—	<b>32-2278</b>	<b>32-8226</b>
Vegas 8 Ball	08-11	—	—	<b>32-2278</b>	<b>32-8226</b>
Vegas Low	08-09	—	—	<b>32-2278</b>	<b>32-8226</b>
Vision 8 Ball	10-11	—	<b>32-3097</b>	<b>32-2278</b>	<b>32-8226</b>
Vision Street	08-09	—	<b>32-3097</b>	<b>32-2278</b>	<b>32-8226</b>
Vision Tour (All)	08-12	—	<b>32-3097</b>	<b>32-2278</b>	<b>32-8226</b>
Zach Ness Vegas	11-12	—	—	<b>32-2278</b>	<b>32-8226</b>

<b>YAMAHA - Street</b>					
Application	Year	Front STD	Front HH	Rear STD	Rear HH
YSR50	87-92	<b>32-2006</b>	—	<b>32-2179</b>	—
CV80 Riva	83-87	<b>32-2179</b>	—	<b>32-2179</b>	—
XC125 Riva	85-92	—	—	<b>32-2186</b>	—
SR185H Exciter	81-82	<b>32-2186</b>	—	<b>32-2179</b>	—
CP250V/W/XMorphus	06-08	<b>32-7757</b>	—	—	—
SR250J Exciter	80-82	—	—	<b>32-2186</b>	—
XV250 Route 66	88-90	<b>32-2116</b>	—	<b>32-2186</b>	—
XV250 Virago	95-07	<b>32-7757</b>	<b>32-8227</b>	—	—
XV250 V-Star	08-11	<b>32-7757</b>	—	—	—
RZ350 L/N/NC11	84-85	<b>32-2116</b>	—	<b>32-2145</b>	<b>32-8180</b>
FZR400U/SUC/W/SWC	88-89	<b>32-2145</b>	<b>32-8180</b>	—	—
FZR400A	1990	<b>32-2014</b>	<b>32-8279</b>	—	—
FZR400RR/RRSP	91-92	<b>32-2345</b>	<b>32-7721</b>	—	—
XP400 Majesty (Scooter)	05-13	<b>32-2653</b>	—	—	—
XS400 2G/H Special	80-81	—	—	<b>32-2196</b>	—
XS400SG/SH Special	80-81	<b>32-2069</b>	—	<b>32-2196</b>	—
XS400SJ Heritage	1982	—	—	<b>32-2196</b>	—
XS400J/R Maxim, Seca	82-83	<b>32-2116</b>	—	<b>32-2196</b>	—
SR500G/H	80-81	<b>32-2066</b>	—	—	—
XV500K Virago	1983	<b>32-2116</b>	—	<b>32-2191</b>	—
XV535 Virago	87-94	—	—	<b>32-2192</b>	—
XV535 Virago	95-99	<b>32-2653</b>	—	<b>32-2192</b>	—

<b>YAMAHA - Street</b>					
<b>Application</b>	<b>Year</b>	<b>Front STD</b>	<b>Front HH</b>	<b>Rear STD</b>	<b>Rear HH</b>
XJ550H Maxim	81-83	32-2101	—	32-2191	—
XJ550R Seca	81-83	32-2101	—	32-2196	—
XZ550R Vision	82-83	32-2116	—	32-2191	—
FJ600L	84-85	32-2145	32-8180	32-2145	32-8180
FZ600S (2-piston caliper)	86-88	32-2145	32-8180	—	—
FZ600S FZ6	04-06	32-7757	32-8227	32-2055	32-8197
FZ-6	04-06	32-7577	32-8227	32-2055	32-8197
FZ6R (FZS6Y/Z)	09-10	32-7757	—	—	—
FZ-6R	09-13	32-7577	32-8227	32-2055	32-8197
FZ600 FZ6 (4-piston caliper)	06-09	32-2345	32-7721	32-2055	32-8197
FZR600W	1989	32-2145	32-8180	32-2145	32-8180
FZR600R	90-99	32-2050	—	32-2145	32-8180
XJ600S Seca II	92-98	32-2653	—	—	—
YX600 Radian	86-90	32-2145	32-8180	32-2191	—
YZF600R	95-96	32-2050	—	32-2145	32-8180
YZF600R	97-07	32-2345	32-7721	32-2145	32-8180
YZF-R6	99-02	32-2345	32-7721	—	—
YZF-R6	03-04	32-2345	32-7721	32-2055	32-8197
YZF-R6(310mm Rotor)	05-13	—	32-7726	32-2055	32-8197
YZF-R6S (298mm Rotor)	06-09	32-2345	32-7721	32-2055	32-8197
XJ650G Maxim	80-83	32-2087	—	32-2191	—
XJ650LH Midnight Maxim	1981	32-2087	—	32-2191	—
XJ650L Seca Turbo	82-83	32-2116	—	32-2192	—
XJ650RJ Seca	1982	32-2066	—	32-2192	—
XS650D/E/F/2F	77-79	32-2066	—	—	—
XS650SE/SF/SG Special	78-80	32-2066	—	32-2066	—
XS650G/H/SH	80-81	32-2066	—	—	—
XS650SJ/SK Heritage	82-83	32-2066	—	—	—
XVS650 V-Star ALL	97-11	32-2653	—	32-2192	—
FZ700T/TC	1987	32-2145	32-8180	32-2145	32-8180
FZX700S/SC/T/TC Fazer	86-87	32-2145	32-8180	32-2145	32-8180
XJ700N Maxim	85-86	32-2145	32-8180	32-2192	—
XJ700XN Maxim X	85-86	32-2145	32-8180	32-2192	—
XV700 Virago	84-87	32-2145	32-8180	32-2192	—
FZ750	85-88	32-2145	32-8180	32-2145	32-8180
FZR750R Genensis	87-88	32-2014	32-8279	32-2145	32-8180
YZF-R7 OWO2 Road	99-01	32-2345	32-7721	—	—
TX750	73-74	—	—	32-2192	—
XJ750J Maxim	82-83	32-2116	—	32-2192	—
XJ750R Seca	81-83	32-2101	—	32-2192	—
XS750D Triple	77-79	32-2066	—	32-2066	—
XS750S Special (LF)	78-79	32-2087	—	32-2066	—
XS750S Special (RF)	78-79	32-2069	—	32-2066	—
XV750 Virago	81-83	32-2087	—	32-2191	—
XV750 Virago	88-97	32-2145	32-8180	32-2192	—
YZF750R	94-98	—	—	32-2145	32-8180
TDM850D	92-93	32-2014	32-8279	32-2145	32-8180
XS850G Triple	80-81	32-2066	—	32-2066	—
XS850L/S (LF)	80-81	32-2087	—	32-2066	—
XS850L/S (RF)	80-81	32-2069	—	32-2066	—
FZ8	2011	—	32-7726	32-2055	32-8197
XJ900RK Seca	1983	32-2145	32-8180	32-2145	32-8180
XV920J Virago	1982	32-2101	—	32-2192	—
XV920K Virago	1983	32-2087	—	32-2192	—
XV920R	81-82	32-2066	—	32-2192	—
XVS950 V-Star (all)	09-10	32-2653	—	—	—
FZR1000T	87-89	32-2014	32-8279	32-2145	32-8180
FZR1000A	90-91	32-2050	—	32-2145	32-8180
FZR1000D	92-93	—	—	32-2145	32-8180
FZR1000F	94-95	—	—	32-2145	32-8180
FZS1000 FZ1 (all)	01-05	32-2345	32-7721	—	—
FZS1000 FZ1	06-11	—	32-7726	32-2055	32-8197
GTS1000A	93-94	—	—	32-2145	32-8180
XV1000L	84-85	32-2145	32-8180	32-2192	—
YZF1000RJ	1997	32-2345	32-7721	32-2145	32-8180
YZF-R1	98-01	32-2345	32-7721	32-2156	—
YZF-R1	02-03	32-2345	32-7721	—	—
YZF-R1	04-06	—	32-7726	32-2055	32-8197
YZF-R1	07-13	—	32-8175	32-2055	32-8197
FJ1100L	84-85	32-2145	32-8180	32-2145	32-8180

<b>YAMAHA - Street</b>					
<b>Application</b>	<b>Year</b>	<b>Front STD</b>	<b>Front HH</b>	<b>Rear STD</b>	<b>Rear HH</b>
XJ1100J Maxim	1982	32-2101	—	32-2069	—
XS1100E	78-81	32-2066	—	32-2066	—
XS1100LG (LF)	1980	32-2087	—	32-2066	—
XS1100LG (RF)	1980	32-2069	—	—	—
XS1100LH Midnight	1981	32-2101	—	32-2069	—
XS1100SG/SH (LF)	80-81	32-2087	—	32-2066	—
XS1100SG/SH (RF)	80-81	32-2069	—	—	—
XV1100 Virago	86-98	32-2145	32-8180	32-2192	—
XVS1100 V-Star	99-09	32-7757	32-8227	32-2145	32-8180
FJ1200S	86-87	32-2145	32-8180	32-2145	32-8180
FJ1200W	89-90	32-2014	32-8279	32-2145	32-8180
FJ1200B	91-92	32-2014	32-8279	32-2145	32-8180
FJ1200AD	92-93	32-2050	—	32-2145	32-8180
VMX12 V-Max	85-92	32-2145	32-8180	32-2145	32-8180
VMX12 V-Max	93-05	32-2050	—	32-2145	32-8180
XTZ1200 Super Tenere	12-13	—	32-7726	—	32-8270
XVZ12 Venture/Royale	83-85	32-2145	32-8180	32-2145	32-8180
FJR1300A	06-13	—	32-7724	—	32-8270
FJR1300R	03-05	32-2345	32-7721	—	32-8270
FJR1300R	06-07	—	—	—	32-8270
XVS1300 V-Star/Tourer	07-10	32-7757	—	—	32-8270
XVS1300 Stryker	11-13	32-2653	—	—	32-8270
XVZ13 Venture/Royale	86-93	32-2014	32-8279	32-2014	32-8279
XVZ13 Royal Star	96-01	32-2014	32-8279	32-2014	32-8279
XVZ13 Royal Star Venture	99-07	32-2653	—	32-2014	32-8279
XVZ13 Royal Star VentureS	08-11	32-2653	—	32-2014	32-8279
XV1600 Road Star	99-03	32-2653	—	32-2014	32-8279
VMX1700 V-Max	09-13	—	32-8175	—	32-8270
XV1700 Road Star Warrior	02-07	32-2345	32-7721	—	32-8270
XV1700 Rd Star/Silverado	04-07	32-2345	32-7721	32-2014	32-8279
XV1700 Rd Star/SilveradoS	08-11	32-2345	32-7721	32-2014	32-8279
XV1900 Stratoliner (all)	06-09	32-2345	32-7721	—	32-8270
XV1900 Roadliner (all)	06-07	32-2345	32-7721	—	32-8270
XV1900 Raider/RaiderS	08-11	32-2345	32-7721	—	32-8270

<b>YAMAHA - ATV</b>					
<b>Application</b>	<b>Year</b>	<b>Front STD</b>	<b>EBC REF</b>	<b>Rear STD</b>	<b>EBC REF</b>
YFM80N/S Moto-4	85-86	—	—	32-2186	506
YFM80T/U Moto-4	87-88	—	518	32-2186	506
YFM80D~N Badger	92-01	32-2179	503	—	527
YFM80W Raptor	02-08	32-2179	503	—	527
YFM80G Grizzly	05-08	32-2179	503	—	527
YFM100T/U Champ	87-88	—	518	32-2186	506
YFM100W/A/B Champ	89-91	32-2179	503	32-2186	506
YFA1W~YFA1B Breeze	89-91	32-2179	503	32-2186	506
YFA1D~YFA1S Breeze	92-04	32-2179	503	—	527
YFM125S~G Grizzly	04-11	32-2179	503	—	527
YFM125RA Raptor	2011	32-2085	FA54X	32-2141	FA84X
YT125J/K/L/N	82-85	—	—	32-2056	FA21X
YT175J/K Tri-Moto	82-83	32-2179	503	32-2056	FA21X
YFM200N/DX Moto 4	85-89	32-2179	503	32-2056	FA21X
YFS200U~P Blaster	88-02	32-2179	503	32-2044	FA155X
YFS200R Blaster	03-06	32-2085	FA54X	32-2141	FA84X
YTM200K/EK	83-85	32-2179	503	32-2056	FA21X
YFM225 DX/DR/ Moto-4	86-88	32-2179	503	32-2056	FA21X
YFB250D~F Timberwolf	92-94	32-2179	503	—	528
YFM250W/A/B	89-91	—	528	32-2056	FA21X
YFM250XN~XS	01-04	32-2085	FA54X	—	528
YFM250BT/BV Bruin	05-06	32-2085	FA54X	—	532
YFM250BW/Big Bear	07-09	32-2085	FA54X	—	532
YFM250R (all) Raptor	08-11	—	FA443X	32-2141	FA84X
YTZ250N/S Tri-Moto	85-86	32-2006	FA101X	32-2006	FA101X
YFM350ERT/ERU	87-88	32-2179	503	32-2056	FA21X
YFM350 ER (all)	89-95	—	528	32-2056	FA21X
YFM350FWT/FWU	87-88	—	520	32-2056	FA21X
YFM350FWW~FWG	89-95	—	524	32-2056	FA21X
YFM350FWH~FWBK	96-98	—	524	32-2196	516
YFM350FXG~T Wolverine	95-05	32-2085	FA54X	32-2141	FA84X
YFM350V Wolverine 2WD	2006	32-2085	FA54X	—	532

SHOP EQUIP & TOOLS  
 HARD PARTS  
 CARB & FUEL  
 IGNITION/ELECTRICAL  
 CONTROL  
 SUSPENSION  
 ACCESSORIES

# EBC BRAKE PADS AND SHOES

SHOP EQUIP & TOOLS

HARD PARTS

CARB & FUEL

IGNITION/ELECTRICAL

CONTROL

SUSPENSION

ACCESSORIES

YAMAHA - ATV					
Application	Year	Front STD	EBC REF	Rear STD	EBC REF
YFM350G Grizzly 2WD	2006	32-2085	FA54X	—	532
YFM350FGI Grizzly IRS	07-11	32-2085	FA54X	—	—
YFM350FGW GrizzlyAuto	07-11	32-2085	FA54X	—	532
YFM350XT/XU Warrior	87-88	32-2006	FA101X	32-2141	FA84X
YFM350X Warrior	89-04	32-2085	FA54X	32-2141	FA84X
YFZ350T/U/W Banshee	87-89	32-2006	FA101X	32-2141	FA84X
YFZ350A-T Banshee	90-06	32-2085	FA54X	32-2141	FA84X
YFM350UL/ULC	1999	32-2085	FA54X	32-2196	516
YFM350FA (all 4x4) Bruin	04-06	32-2085	FA54X	—	532
YFM350A (all 2x4) Bruin	04-06	32-2085	FA54X	—	532
YFM350X Wolverine 2WD	06-09	32-2085	FA54X	—	532
YFM400A Kodiak	00-01	32-2085	FA54X	32-2092	FA307X
YFM400FW Big Bear 4X4	93-99	—	524	32-2196	516
YFM400FWBL Kodiak	1999	32-2085	FA54X	—	528
YFM400FAM-FAP	00-02	32-2085	FA54X	32-2092	FA307X
YFM400FPR Big Bear 2WD	03-04	32-2085	FA54X	32-2196	516
YFM400FWBuckMaster 4x4	2001	32-2085	FA54X	32-2196	516
YFM400F Kodiak	03-04	32-2085	FA54X	—	532
YFM400F Kodiak 4X4	05-06	32-2085	FA54X	32-2092	FA307X
YFM400N Big Bear 2wd	00-04	32-2085	FA54X	32-2196	516
YFM400FT Big Bear 4x4	04-06	32-2085	FA54X	—	532/Y532
YFM400FAR Kodiak	03-04	32-2085	FA54X	32-2092	FA307X
YFM400Kodiak auto 4x4	05-06	32-2085	FA54X	32-2092	FA307X
YFM400FG Grizzly 4x4	07-08	32-2085	FA54X	32-2092	FA307X
YFM400 Big Bear Explor IRS	2007	32-2085	FA54X	—	—
YFM400 Big Bear Hunter IRS	07-10	32-2085	FA54X	—	—
YFM400 Big Bear 4x4 IRS	07-11	32-2085	FA54X	—	—
YFM450FAR/FAS Kodiak	03-04	32-2085	FA54X	32-2092	FA307X
YFM450FAKodiak auto 4x4	05-06	32-2085	FA54X	32-2092	FA307X
YFM450FG Grizzly	07-10	32-2085	FA54X	32-2092	FA307X
YFM450FX Wolverine 4X4	06-10	32-2085	FA54X	32-2092	FA307X
YFZ450 (All)(LF)	04-12	32-2026	FA165X	—	—
YFZ450 (All)(RF)	04-12	32-2027	FA135X	—	—
YFM600FGrizzly/Hunter	98-01	32-2141	FA84X	32-2196	516
YFM660F Grizzly/Hunter	02-08	32-2141	FA84X	—	FA344X
YFM660FAHVD sidexside	06-07	32-2141	FA84X	—	FA344X
YFM660R Raptor	01-07	32-2141	FA84X	32-2141	FA84X
YFM700R Raptor(LF)	06-13	32-2026	FA165X	32-2148	FA428X
YFM700R Raptor(RF)	06-13	32-2027	FA135X	32-2148	FA428X

YAMAHA - Dual Sport/Offroad					
Application	Year	Front STD	EBC REF	Rear STD	EBC REF
DT80K	1983	32-2179	503	32-2179	503
PW80D-S Y-Zinger	92-05	—	—	32-2179	503
YZ80S/T/U/A/B/D1	86-92	32-2339	FA119X	—	—
YZ80E1-N1	93-01	32-2339	FA119X	—	FA84/3R
YZ85P/R/S	02-05	32-2339	FA119X	—	FA84/3R
TT-R90M/N/P/R/S	00-05	32-2179	503	32-2179	503
DT100K	1983	32-2179	503	32-2179	503
MX100K	1983	32-2179	503	32-2179	503
RT100A-M	91-00	32-2179	503	32-2179	503
YZ100F/G/H	79-81	—	504	32-2186	506
YZ100J/K	82-83	32-2179	503	32-2186	506
DT125G/H	80-81	32-2186	506	32-2186	506
IT125G/H	80-81	—	504	32-2186	506
TT-R125M/N/P/R/S	00-09	32-2179	503	32-2179	503
(Note: 17"-drum/14"-drum brake model)					
TT-R125L (all)	00-11	32-2339	FA119X	32-2179	503
(Note: 19" disk/16"-drum brake model)					
XT125J/K/KC	82-83	32-2186	503	32-2179	503
YZ125F/G/H/J	80-82	—	507	32-2186	503
YZ125N/S	85-86	—	FA105X	—	517
YZ125T	1987	—	FA105X	32-2186	506
YZ125U	1988	—	FA105X	32-2006	FA101X
YZ125W	1989	—	FA135X	—	FA84/3R
YZ125A	1990	—	FA135X	32-2038	FA152X
YZ125B/D1/E1	91-93	—	FA135X	—	FA152/2X
YZ125F1/G1/H1/J1	94-97	—	FA202X	—	FA152/2X
YZ125K1-P	98-02	32-2292	FA185X	32-2023	FA131X
YZ125R/S/T/V/W	03-07	32-2292	FA185X	32-2035	FA367X

YAMAHA - Dual Sport/Offroad					
Application	Year	Front STD	EBC REF	Rear STD	EBC REF
YZ125X/Y/Z/A	08-13	—	FA450R	32-2035	FA367X
DT175G/H	80-81	32-2186	506	32-2186	506
IT175G/H/J/K	80-83	—	507	32-2186	506
MX175G/H	80-81	—	504	32-2186	506
RT180A/B/D	90-92	32-2006	FA101X	32-2186	506
RT180E/G/H/J	93-97	32-2006	FA101X	—	527
BW200 Big Wheel	85-87	32-2179	503	32-2179	503
TW200 Trailway	87-91	32-2186	506	32-2179	503
TW200 Trailway	92-00	—	527	32-2179	503
TW200 Trailway	01-11	—	FA275X	32-2179	503
WR200D	1992	32-2027	FA135X	—	FA152/2X
XT200J/K/KC	82-83	32-2186	506	32-2179	503
TT225S/T	86-87	32-2006	FA101X	32-2179	503
TT-R225L/M/N/P/R	99-03	32-2006	FA101X	32-2179	503
XT225 Serow	92-00	32-2006	FA101X	32-2179	503
XT225N/NC-S/SC	01-07	—	FA275X	32-2179	503
TT-R230	05-13	32-2027	FA135X	—	527
TT250G/H/J	80-82	—	507	32-2186	506
TT-R250	99-06	32-2027	FA135X	32-2038	FA152X
WR250ZB-ZJ	91-97	—	FA135X	32-2038	FA152X
WR250FN/FP	01-02	32-2292	FA185X	32-2023	FA131X
WR250FR/FS/	03-04	32-2292	FA185X	32-2035	FA367X
WR250R Dualsport	08-13	32-2292	FA185X	32-2035	FA367X
WR250X Supermoto	08-11	32-2030	FA142	32-2035	FA367X
WR250Z	91-97	32-2027	FA135X	32-2038	FA152X
XT250G/H/J	80-82	32-2186	506	32-2186	506
XT250K/KC/L/LC	83-84	32-2186	506	32-2186	506
YZ250G	1980	—	507	32-2186	506
YZ250J/K/L	82-84	—	508	32-2186	506
YZ250N/S/T	85-87	—	FA105X	32-2186	506
YZ250U	1988	—	FA105X	32-2006	FA101X
YZ250W	1989	—	FA135X	—	FA84/3R
YZ250A/B	90-91	32-2027	FA135X	32-2038	FA152X
YZ250D/E	92-93	32-2027	FA135X	—	FA152/2X
YZ250F1/G1/H1/J1	94-97	—	FA202X	—	FA152/2X
YZ250K1/L1	98-99	32-2292	FA185X	32-2023	FA131X
YZ250M1/N1/P	00-02	32-2292	FA185X	32-2023	FA131X
YZ250	03-13	32-2922	FA185X	32-2035	FA367X
YZ250FN/FP	01-02	32-2292	FA185X	32-2023	FA131X
YZ250F 4-Stroke	03-13	32-2922	FA185X	32-2035	FA367X
YZ250WR Wide Ratio	1989	32-2027	FA135X	—	FA84/3R
YZ250WR Wide Ratio	1990	32-2027	FA135X	32-2038	FA152X
YZ250W	1989	32-2027	FA135X	—	FA84/3R
TT350S/T	86-87	—	FA105X	32-2186	506
XT350N/NC-A Dual	85-90	32-2006	FA101X	32-2186	506
XT350B/BC-M/MC	91-00	32-2006	FA101X	—	527
WR400FK	1998	32-2292	FA185X	32-2038	FA152X
WR400FL/FM	99-00	32-2292	FA185X	32-2023	FA131X
YZ400FK	1998	32-2292	FA185X	32-2038	FA152X
YZ400FL	1999	32-2292	FA185X	32-2023	FA131X
WR426FN/FP	01-02	32-2292	FA185X	32-2023	FA131X
YZ426FM/FN/FP	00-02	32-2292	FA185X	32-2023	FA131X
WR450F 4-Stroke	03-13	32-2922	FA185X	32-2035	FA367X
YZ450F 4-Stroke	03-13	32-2922	FA185X	32-2035	FA367X
YZ490K	1983	—	508	32-2186	506
YZ490N/S/T/U/W	85-89	—	FA105X	—	510
WR500ZD/ZE	92-93	32-2027	FA135X	32-2038	FA152X
TT600K/L	83-84	—	508	32-2186	506
TT600N/S	85-86	32-2006	FA101X	32-2186	506
XT600L/LC-W/WC	84-89	32-2116	FA81X	—	510
XT600EA/EAC-EGC	90-95	—	FA172X	32-2006	FA101X

YAMAHA - SIDE BY SIDE					
Application	Year	Front STD	EBC REF	Rear STD	EBC REF
YXR450 Rhino - LF	06-09	32-2026	FA165X	32-2148	FA428X
YXR450 Rhino - RF	06-09	32-2027	FA135X	32-2148	FA428X
YXR660 Rhino - LF	04-07	32-2026	FA165X	32-2148	FA428X
YXR660 Rhino - RF	04-07	32-2027	FA135X	32-2148	FA428X
YXR700 Rhino - LF/LR	08-13	32-2026	FA165X	32-2026	FA165X
YXR700 Rhino - RF/RR	08-13	32-2027	FA135X	32-2027	FA135X



## ATV BRAKE DRUM SEAL KIT

These Brake Drum Seal Kits include the seals and O-rings to rebuild the drum brake systems used on many modern ATV's. Replace these seals when you put in new brake shoes to keep your brakes working strong! Kit sold per wheel. **Made in Japan**



HONDA ATV Application	Year	Front	Rear
TRX300	88-92	32-6982	32-6983
TRX300FW	88-00	32-6981	32-6983
TRX350D	88-89	32-6981	—
TRX350FE/FM/TE/TM	00-06	—	32-6984
TRX400FA/FGA	04-07	—	32-6984
TRX400FW	95-01	32-6981	—
TRX400FW	95-03	—	32-6984
TRX420FE/FM/TE/TM	07-13	—	32-6985
TRX420FPE/FPM	09-13	—	32-6985
TRX450FE/FM	02-04	—	32-6984
TRX450S/ES	98-01	32-6981	32-6984
TRX500FA	04-14	—	32-6986
TRX500FE/FM	05-13	—	32-6986
TRX500FGA	04-08	—	32-6986
TRX500FPA	09-14	—	32-6986
TRX500FPE	07-13	—	32-6986
TRX500FPM	08-13	—	32-6986
TRX500TM	05-06	—	32-6986

SUZUKI ATV Application	Year	Front	Rear
LT-F250 Quadrunner	89-01	32-6989	—
LT-F250F Quadrunner 4WD	99-02	32-6989	—
LTF-F300F King Quad	99-01	32-6988	—
LT-4WD Quadrunner	88-96	32-6989	—
LT-F4WD Quadrunner	97-98	32-6989	—
LTF4WDX King Quad	93-94	32-6988	—
LTF4WDX King Quad	96-98	32-6988	—

YAMAHA ATV Application	Year	Front	Rear
YFU1W Pro 4 Hauler	1989	32-6987	—
YFM250 Moto-4	89-91	32-6987	—
YFM350 Moto-4	89-95	32-6987	—
YFB250 Timberwolf 2WD	92-94	—	32-6987
YFB250 Timberwolf 2WD	95-99	32-6987	32-6987
YBF250F Timberwolf 4WD	94-00	32-6987	32-6987
YFM350 Big Bear 2WD	96-98	32-6987	32-6987
YFM350 Big Bear 2WD	1999	—	32-6987
YFM350F Big Bear 4WD	89-95	32-6987	—
YFM350F Big Bear 4WD	96-97	32-6987	32-6987
YFM350F Big Bear 4WD	98-99	—	32-6987
YFM400F Kodiak 4WD	93-98	32-6987	—
YFM400F Kodiak 4WD	93-99	—	32-6987
YFM600 Grizzly 4WD	98-01	—	32-6987

**Toll Free: 800-727-6767**

**www.klsupply.com**

## REAR WHEEL DAMPER RUBBER SETS (CUSH DRIVES)

Unavailable except from the Factory until now! These **Made in Japan** replacement cush drives help restore that factory smoothness to your driveline. Available for many popular Street and Off-Road applications. Sold in sets.

See listings below.



### PART INTERCHANGE GUIDE

**Note: O.E. #'s listed for reference use only**

K&L#	PK. QTY	MFG	REPLACES
32-7730	5	Honda	41241-MT3-003
32-7731	5	Honda	41241-MT8-003
32-7732	4	Honda	41241-MAT-000
32-7733	5	Honda	41241-MM5-000
32-7734	4	Honda	41241-KT8-000
32-7735	4	Honda	41241-307-010
32-7736	4	Honda	41241-222-000
32-7737	6	Honda	41241-MC4-010
32-7738	5	Honda	41241-MBB-000

### DAMPER RUBBER SET APPLICATIONS

HONDA Application	Year	Part #
CB/CL100	71-73	32-7736
XL100	76-80	32-7735
CB125S	73-85	32-7736
MT125R	77-78	32-7736
XL125S	79-85	32-7735
XL175	76-78	32-7735
CM185T	78-79	32-7735
XL185S	79-83	32-7735
ATC200X	83-85	32-7735
CM200T	80-82	32-7735
TLR200	86-87	32-7735
XL200R	83-84	32-7735
XR200	80-84	32-7735
XR200R	81-83	32-7735
CB400F CB-1	89-90	32-7734
CBR600F Hurricane	87-90	32-7734
XL600R	83-87	32-7737
XL600V	89-90	32-7737
NX650	88-90	32-7737
VF750C Magna	94-03	32-7733
CBR1000F Hurricane	87-96	32-7733
VTR1000F	98-05	32-7738
CBR1100XX Blackbird	97-03	32-7732
ST1100	99-02	32-7730
VT1100T	98-01	32-7731
VT1100C2	95-97	32-7731
GL1500 GoldWing	88-97	32-7731

SHOP EQUIP & TOOLS

HARD PARTS

CARB & FUEL

IGNITION/ELECTRICAL


CONTROL

SUSPENSION

ACCESSORIES

## MOTION PRO THROTTLES

An inexpensive replacement for Japanese OEM units. Two versions are available - The "Gunner Gasser" style "Turbo Throttle and the Vortex Throttle for cable operated carburetor applications. Legal for all AHRMA - Vintage racing bikes and events, from Trials, Hare Scrambles & Motocross, to Road Racing. **Sold each.**



Rubber cover for Vortex Throttle included

- 27-8877** Replacement throttle sleeve for Vortex Throttle
- 27-9088** Yamaha Push/Pull Throttle. Fits many yz/yzf offroad models and FZR street models.
- 27-9090** CR Pro Throttle. Fits Pre-1984 Drum Brake CR models with 34mm or smaller carbs
- 27-9091** CR Competition Throttle. Fits Disc Brake CR models with 30-38mm carbs
- 27-9092** Vortex Throttle. Die-cast aluminum body with a clear gray finish. Based on late-model OEM throttles.
- 27-9100** Turbo Throttle. Polished die-cast aluminum housing. Uses 4-1/2" handle grip and same cable applications as the "Gasser/Whirlpool" type throttles.

## THROTTLE TUBE

Replaces Honda OEM 53141-200-010. **Sold each.**

- 27-5969** Nylon Throttle Tube



## UNIVERSAL CABLE FOR TURBO THROTTLE

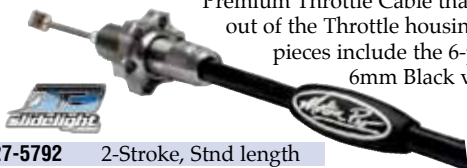
- 22-9104** Universal Throttle Cable. Designed to be used with Turbo Throttle. It measures approximately 36 inches long. Made in Taiwan. **Sold each.**



## T3 THROTTLE CABLE FOR KTM 2-Stroke


Premium Throttle Cable that will NOT pull out of the Throttle housing. Billet Alloy pieces include the 6-point adjuster. 6mm Black vinyl housing. Made in USA. **Sold each.**

- 27-5792** 2-Stroke, Std length
- 27-5796** 2-Stroke, +4 inch length



## SPLIT-PERCH ASSEMBLIES

An inexpensive replacement for Japanese OEM units. Available in black or polished for cable operated clutch and brake applications. Legal for all AHRMA - Vintage racing bikes and events, from Trials, Hare Scrambles & Motocross, to Road Racing. **Sold each.**



Black	Polished	Application
<b>27-9093</b>	—	Honda Clutch
<b>27-9094</b>	<b>27-9098</b>	Honda Cable type Brake
<b>27-9095</b>	<b>27-9099</b>	Kawasaki/Suzuki/Yamaha Clutch
—	<b>27-9106</b>	Kawasaki/Suzuki/Yamaha Cable type brake

## SEAT CUSHION RUBBERS FOR HONDA ATV

Replace those work-out, dry-rotted pieces today! Four piece set is **Made in Japan** to exact replacement specifications.



## HONDA 25-6384

Replaces 77207-HA0-000

TRX90/EX/X	93-09	TRX400X	2009
ATC125	86-87	TRX420FA	09-10
TRX125	88-87	TRX420FE	07-10
ATC185	80-83	TRX420FM	07-10
ATC200	81-87	TRX420FPA	09-10
TRX200/D/SX	84-97	TRX420FPAE	09-10
ATC250	83-87	TRX420FPAM	09-10
TRX250	97-0	TRX420TE	07-10
TRX250EX	01-08	TRX420TM	07-10
TRX250R	88-89	TRX450ES	98-01
TRX250TE	02-11	TRX450ER	06-09
TRX250TM	02-09	TRX450FE/FM	02-04
TRX250X	87-92,09	TRX450R	04-09
TRX300	90-00	TRX450S	98-01
TRX300EX	93-08	TRX500FA	01-09
TRX300FW	88-00	TRX500FE	05-09
TRX300X	2009	TRX500FGA	04-08
ATC350X	85-86	TRX500FM	05-11
TRX350	86-87	TRX500FPA	09, 11
TRX350D	87-89	TRX500FPE	07-09, 11
TRX350FE	00-06	TRX500FPM	08-09, 11
TRX350FM	00-06	TRX500TM	05-06
TRX350TE	00-06	TRX650FA	03-05
TRX350TM	00-06	TRX680FA	06-10
TRX400EX	99-08	TRX680FGA	06-09
TRX400FA	04-07	TRX700XX	08-09
TRX400FGA	04-07		
TRX400FW	95-03		

## CABLE ADJUSTERS

- 27-1164** 8mm Cable Adjusters pk/10



SHOP EQUIP & TOOLS

HARD PARTS

CARB & FUEL

IGNITION/ELECTRICAL

CONTROL

SUSPENSION

ACCESSORIES

**SUPER STREET FOAM GRIPS**

These grips are constructed from durasoft foam. Sold in pairs.



Foam grips:

- Provide a better grip
- Increase comfort
- Eliminate blisters
- Are ergonomic
- Absorbs vibration
- Insulates

**29-2252** Super Cruiser 7/8" with chrome end

**29-2255** Super Track foam

**SUPERBIKE HANDLEBARS by EMGO**


Made of sturdy carbon steel, polished to a high-shine.

**28-7318** Superbike Handlebars

- 7/8" diameter
- Available in show-polished finish
- Seamless steel tubing construction

**Sizing:** Standard

- Width: 29"
- Rise: 2-1/2"
- Pullback: 4-3/4"
- Center width: 4-3/4"



**DRAG HANDLEBARS by EMGO**

Made of sturdy carbon steel, polished to a high-shine.

**28-7320** Drag Handlebars

- 7/8" diameter
- Available in show-polished finish
- Seamless steel tubing construction

**Sizing:** Standard

- Width: 27-1/2"
- Rise: 0"
- Pullback: 3-1/2"
- Center width: 5"



**Toll Free: 800-727-6767**

**www.klsupply.com**



**RECOIL SPRING**

Fits all Honda ATC90/110/185/185S/200 & Yam YT125/175. Sold each.

**00-9300** Recoil Return Spring



**PULL-START HANDLE**

Fits all Honda ATC90/110/185/185S/200. Sold each.

**72-0793** Pull-Starter Handle



**EMGO KICKSTARTERS**

Sold each. Available for the following applications:

**HONDA**

**28-1408** 28300-126-000, 28300-033-000

Z50AK1/AK2/AK3/AK4/AK5 Mini 50 (69-75), Z50 Mini Trail 50 (76-78), CT70H/HK1 Trail 70 (69-70), CT70K1/K2/K3/K4 Trail 70 (72-75), CT70 Trail 70 (76-79), CT90/K1/K2/K3/K4/K5/K6/CT90 (69-79)

**SUZUKI**

**28-1527** 26300-38220, 26300-38211, 26300-38210, 26300-38201, 26300-38200

DR250Z/D/F (82-85), SP250Z/D/F (82-85), DR370C/N (78-79), SP370C/N (78-79), DR400T (1980), SP400T (1980), DR500X/Z/D (81-83), SP500X/Z/D (81-83)



**YAMAHA**

**28-1595** 2A6-15620-01-00

DT125E/F/G/H (78-81), DT175E/F/G/H (78-81)

**28-1566** 3AY-15620-00-00

2A3-15620-00-00

JT1/JT11/JT2-60 Mini Enduro (71-72), JT2MX60 (1972), DT80H/J/K (81-83), GT1/GT80A/B/C Enduro (73-76), GT80E Enduro (1978), GTMX/GTMXA/GTMXB-80 (73-75), GTMXC/GTMXD-80 (76-77), GTMXE/GTMXF-80 (78-79), MX80G/H/J (80-82), YZ80A/B/C/D (74-77)

**EMGO SHIFT LEVERS**



Designed as OEM replacements. Sold each.

**HONDA**

**28-1071** XL/XR models (folding style)

**KAWASAKI**

**28-1092** KZ550A/B (80-83), KZ650/C/D/E/F (77-80)

SHOP EQUIP & TOOLS

HARD PARTS

CARB & FUEL

IGNITION/ELECTRICAL

CONTROL

SUSPENSION

ACCESSORIES

## EMGO CLASSIC SHOCKS

These shocks are available in chrome or glossy black body, both feature short upper shroud with dual chrome springs upper collar and stepped pre-load adjuster. Each shock set includes 10,12,14mm bushings and Preload Wrench  
**Sold in Pair**



SHOP EQUIP & TOOLS

HARD PARTS

CARB & FUEL

IGNITION/ELECTRICAL

CONTROL

SUSPENSION

ACCESSORIES

### Emgo Classic Shocks

Discription	Type	Blk/ Chr	Chrome
Classic Shock 335mm	EYE / EYE	<b>31-8469</b>	<b>31-8262</b>
Classic Shock 340mm	EYE / CLEVIS	<b>31-8470</b>	<b>31-8263</b>
Classic Shock 365mm	EYE / CLEVIS	<b>31-8474</b>	<b>31-8264</b>
Classic Shock 325mm	EYE / EYE	<b>31-8475</b>	<b>31-8261</b>

Shock set includes 10, 12, 14mm bushings and Preload Wrench

### HONDA

Application	Year	Shock		Blk/Chr	Chrome
		Length	Type		
CB350F	73-74	340mm	E/C	<b>31-8470</b>	<b>31-8263</b>
CB/CL350	69-73	340mm	E/C	<b>31-8470</b>	<b>31-8263</b>
SL350	69-72	340mm	E/C	<b>31-8470</b>	<b>31-8263</b>
CB360	1974	340mm	E/C	<b>31-8470</b>	<b>31-8263</b>
CJ360	76-77	340mm	E/C	<b>31-8470</b>	<b>31-8263</b>
CL360	74-75	340mm	E/C	<b>31-8470</b>	<b>31-8263</b>
CB400F	75-77	340mm	E/C	<b>31-8470</b>	<b>31-8263</b>
CM400	79-81	340mm	E/C	<b>31-8470</b>	<b>31-8263</b>
CB450K1-K7	68-74	340mm	E/C	<b>31-8470</b>	<b>31-8263</b>
CL450K2-K6	70-74	340mm	E/C	<b>31-8470</b>	<b>31-8263</b>
CM450A/C/E	81-83	340mm	E/C	<b>31-8470</b>	<b>31-8263</b>
CB500K	71-73	340mm	E/C	<b>31-8470</b>	<b>31-8263</b>
CB500T	75-76	340mm	E/C	<b>31-8470</b>	<b>31-8263</b>
CX500/C/D	78-82	325mm	E/E	<b>31-8475</b>	<b>31-8261</b>
VT500FT Ascot	83-84	325mm	E/E	<b>31-8475</b>	<b>31-8261</b>
XBR500	87-89	325mm	E/E	<b>31-8475</b>	<b>31-8261</b>
CB550F/K	75-77	340mm	E/C	<b>31-8470</b>	<b>31-8263</b>
CB650C Custom	79-82	340mm	E/C	<b>31-8470</b>	<b>31-8263</b>
CB650SC Nighthawk	1982	365mm	E/C	<b>31-8474</b>	<b>31-8264</b>
CB650SC Nighthawk	83-85	325mm	E/E	<b>31-8475</b>	<b>31-8261</b>
VF700C Magna	85-87	325mm	E/E	<b>31-8475</b>	<b>31-8261</b>
CB700SC N/H	84-86	340mm	E/C	<b>31-8470</b>	<b>31-8263</b>
VT750C Shadow	1983	325mm	E/E	<b>31-8475</b>	<b>31-8261</b>
CB750K	70-75	340mm	E/C	<b>31-8470</b>	<b>31-8263</b>
CB750A/F	76-78	340mm	E/C	<b>31-8470</b>	<b>31-8263</b>
CB750C/SC	80-83	340mm	E/C	<b>31-8470</b>	<b>31-8263</b>
CB750F/K/LTD	79-82	365mm	E/C	<b>31-8474</b>	<b>31-8264</b>
CB900C Custom	80-82	325mm	E/E	<b>31-8475</b>	<b>31-8261</b>
CB900F	81-82	365mm	E/C	<b>31-8474</b>	<b>31-8264</b>
CBX	79-82	365mm	E/C	<b>31-8474</b>	<b>31-8264</b>
GL1000 Goldwing	75-79	340mm	E/C	<b>31-8470</b>	<b>31-8263</b>
CB1000C Custom	1983	325mm	E/E	<b>31-8475</b>	<b>31-8261</b>
CB1100F	1983	365mm	E/C	<b>31-8474</b>	<b>31-8264</b>

### KAWASAKI

Application	Year	Shock		Blk/Chr	Chrome
		Length	Type		
KZ200	78-79	325mm	E/E	<b>31-8475</b>	<b>31-8261</b>
KZ250	80-83	325mm	E/E	<b>31-8475</b>	<b>31-8261</b>
KH250	73-76	325mm	E/E	<b>31-8475</b>	<b>31-8261</b>
KZ305 A/B CSR	81-88	325mm	E/E	<b>31-8475</b>	<b>31-8261</b>
KH400 A3-A4	75-76	325mm	E/E	<b>31-8475</b>	<b>31-8261</b>
S3 A-400	74-75	325mm	E/E	<b>31-8475</b>	<b>31-8261</b>
KZ400	74-79	325mm	E/E	<b>31-8475</b>	<b>31-8261</b>
H1A-F/KH500	69-76	325mm	E/E	<b>31-8475</b>	<b>31-8261</b>
KZ550 C1-C4	80-83	325mm	E/E	<b>31-8475</b>	<b>31-8261</b>
KZ550 D1(GPZ)	1981	335mm	E/E	<b>31-8469</b>	<b>31-8262</b>
KZ550 A1-A3	80-82	335mm	E/E	<b>31-8469</b>	<b>31-8262</b>
KZ650B/C/D/E/F/H	77-83	325mm	E/E	<b>31-8475</b>	<b>31-8261</b>
VN700 A1 Vulcan	1985	325mm	E/E	<b>31-8475</b>	<b>31-8261</b>
H2-750	72-75	325mm	E/E	<b>31-8475</b>	<b>31-8261</b>
KZ750B1 - B4	76-79	325mm	E/E	<b>31-8475</b>	<b>31-8261</b>
KZ750E/H/R	80-83	335mm	E/E	<b>31-8469</b>	<b>31-8262</b>
VN750 Vulcan	86-88	325mm	E/E	<b>31-8475</b>	<b>31-8261</b>
KZ900A/B	1976	335mm	E/E	<b>31-8469</b>	<b>31-8262</b>
Z1/Z2	73-75	335mm	E/E	<b>31-8469</b>	<b>31-8262</b>
KZ1000	77-83	335mm	E/E	<b>31-8469</b>	<b>31-8262</b>
KZ1100	81-83	335mm	E/E	<b>31-8469</b>	<b>31-8262</b>

### SUZUKI

Application	Year	Shock		Blk/Chr	Chrome
		Length	Type		
GT185	72-77	325mm	E/E	<b>31-8475</b>	<b>31-8261</b>
GS250	80-81	325mm	E/E	<b>31-8475</b>	<b>31-8261</b>
GT250/L/M/A/B/C	73-78	325mm	E/E	<b>31-8475</b>	<b>31-8261</b>
T250	70-73	325mm	E/E	<b>31-8475</b>	<b>31-8261</b>
GS300	83-85	335mm	E/E	<b>31-8469</b>	<b>31-8262</b>
T350	70-73	325mm	E/E	<b>31-8475</b>	<b>31-8261</b>
GT380	72-77	325mm	E/E	<b>31-8475</b>	<b>31-8261</b>
GN400	80-82	335mm	E/E	<b>31-8469</b>	<b>31-8262</b>
GS400	77-78	325mm	E/E	<b>31-8475</b>	<b>31-8261</b>
GS425	1979	335mm	E/E	<b>31-8469</b>	<b>31-8262</b>
GS450	80-83	335mm	E/E	<b>31-8469</b>	<b>31-8262</b>
GT500	75-77	325mm	E/E	<b>31-8475</b>	<b>31-8261</b>
RE5 (ROTARY)	75-76	340mm	E/C	<b>31-8470</b>	<b>31-8263</b>
T500	71-75	325mm	E/E	<b>31-8475</b>	<b>31-8261</b>
GS550	77-82	335mm	E/E	<b>31-8469</b>	<b>31-8262</b>
GT550	72-77	325mm	E/E	<b>31-8475</b>	<b>31-8261</b>
GS650EX/GLX	1981	335mm	E/E	<b>31-8469</b>	<b>31-8262</b>
GS650GLX	1982	325mm	E/E	<b>31-8475</b>	<b>31-8261</b>



31-8474

31-8475

SUZUKI					
Application	Year	Shock Length	Type	Blk/Chr	Chrome
VS700 Intruder	85-86	325mm	E/E	31-8475	31-8261
GS750	77-83	340mm	E/C	31-8470	31-8263
GT750	72-77	325mm	E/E	31-8475	31-8261
GS850	78-82	335mm	E/E	31-8469	31-8262
GS1000	78-82	340mm	E/C	31-8470	31-8263
GS1100E	80-83	340mm	E/C	31-8470	31-8263
GS1100G	82-83	335mm	E/E	31-8469	31-8262
GS1100LT	1980	340mm	E/C	31-8470	31-8263
GS1100SD KATANA	1983	340mm	E/C	31-8470	31-8263

YAMAHA					
Application	Year	Shock Length	Type	Blk/Chr	Chrome
RD250	73-75	335mm	E/E	31-8469	31-8262
RD250E	78-79	325mm	E/E	31-8475	31-8261
RD350	73-75	335mm	E/E	31-8469	31-8262
XS360	76-77	335mm	E/E	31-8469	31-8262
RD400C/D/E/F	76-79	325mm	E/E	31-8475	31-8261
XS400	77-81	325mm	E/E	31-8475	31-8261
SR500	78-81	325mm	E/E	31-8475	31-8261
XS500	75-77	325mm	E/E	31-8475	31-8261
XJ550	81-83	325mm	E/E	31-8475	31-8261
TX650	73-74	335mm	E/E	31-8469	31-8262
XJ650	80-83	325mm	E/E	31-8475	31-8261
XS650	75-83	325mm	E/E	31-8475	31-8261
XV700 Virago	84-86	325mm	E/E	31-8475	31-8261
XJ750	81-83	325mm	E/E	31-8475	31-8261
XS750	77-78	325mm	E/E	31-8475	31-8261
XS850	80-81	325mm	E/E	31-8475	31-8261
XJ900 Seca	1983	325mm	E/E	31-8475	31-8261
XJ1100 Maxim	1982	325mm	E/E	31-8475	31-8261
XS1100	79-81	325mm	E/E	31-8475	31-8261
XV1100 Virago	84-86	325mm	E/E	31-8475	31-8261
XV1100S/SG	1986	325mm	E/E	31-8475	31-8261
VMX-12N/NC VMAX	1985	325mm	E/E	31-8475	31-8261

## K&L RAZORBACK SHOCK SPRING TOOL

The Razorback is the Shock Spring Tool that does it all. Single Shocks, Dual Shocks, even Piggyback Reservoir shocks can be safely handled with this tool. Its safetygate system encloses the entire shock while the spring is being compressed, eliminating the chance of a spring breaking free under load. The Razorback even has a tab for clamping in your bench vise, making spring changes safe, simple, and profitable.

35-9406 Razorback Shock Spring Tool




Razorback in use with piggyback shock. (Shock Not Included)

## SHOCK SPANNERS

Made from Forged alloy steel. Used to Adjust the ring nut on shock absorbers.

Great for shop or home use. Available in 40-45mm and 60-65mm sizes to fit most applications.

- 35-6462 Shock Spanner (40-45mm)
- 35-6464 Shock Spanner (60-65mm)



## SHOCK SPRING COMPRESSOR

Provides easy removal and installation of most shock springs without touching the spring collars. Features safety shaft locking device.

35-8671 Shock Spring Compressor TSSC01

SHOP EQUIP & TOOLS

HARD PARTS

CARB & FUEL

IGNITION/ELECTRICAL

CONTROL

SUSPENSION

ACCESSORIES

# FORK TUBE REBUILD KITS

## K&L FORK TUBE REBUILD KIT

Highest quality kit available. **Made in Japan**. Kit includes 1 fork seal, 1 dust seal (wiper), 1 inner bushing, 1 outer bushing and 1 circlip. to rebuild Qty-1 fork. **Order Qty-2 kits for complete fork rebuilds.**

### K&L Fork Tube Rebuild Kit Dimensions

Fork Seal Dimension	Fork Tube Rebuild Kit	Fork Seal Dimension	Fork Tube Rebuild Kit
38x50x8/9.5mm	<b>15-5368</b>	43x55x9.5/10mm	<b>15-5108</b>
38x50x8/9.5mm	<b>15-5369</b>	43x55x9.5/10mm	<b>15-5207</b>
41x53x8/9.5mm	<b>15-5264</b>	46x58x9.5/11mm	<b>15-5098</b>
41x53x8/9.5mm	<b>15-5363</b>	47x58x10mm	<b>15-5110</b>
41x54x11mm	<b>15-5241</b>	48x58x11mm	<b>15-5103</b>
41x54x11mm	<b>15-5231</b>	48x58x11mm	<b>15-5240</b>
43x54x11mm	<b>15-5367</b>		
43x55x9.5/10mm	<b>15-5096</b>		

### K&L Fork Tube Rebuild Kit Applications

#### HONDA Street Application

Application	Year	Fork Seal Dimension	Fork Tube Rebuild Kit
CB400F CB1	89-90	41x54x11mm	<b>15-5231</b>
CB600F	2004	41x54x11mm	<b>15-5231</b>
CBR600F2 Hurricane	91-94	41x54x11mm	<b>15-5231</b>
CBR600F3 Hurricane	95-98	41x54x11mm	<b>15-5231</b>
CBR600F3 SJR	1996	41x54x11mm	<b>15-5231</b>
CBR600SE	1998	41x54x11mm	<b>15-5231</b>
CBR600RR	05-11	41x54x11mm	<b>15-5231</b>
NT650 Hawk GT	88-91	41x54x11mm	<b>15-5231</b>
CB750 Nighthawk 750	91-01	41x54x11mm	<b>15-5231</b>
RVF750R RC45	1994	41x54x11mm	<b>15-5231</b>
VF750C Magna	94-00	41x54x11mm	<b>15-5231</b>
VF750CD Magna Deluxe	95-96	41x54x11mm	<b>15-5231</b>
VF750C2 Magna Deluxe	97-00	41x54x11mm	<b>15-5231</b>
VFR750F	90-97	41x54x11mm	<b>15-5231</b>
PC800 Pacific Coast	89-90	41x54x11mm	<b>15-5231</b>
PC800 Pacific Coast	94-98	41x54x11mm	<b>15-5231</b>
VFR800Fi Interceptor	98-01	41x54x11mm	<b>15-5231</b>
CB1000	94-95	43x54x11mm	<b>15-5367</b>
CBR1000F Hurricane	87-88	41x54x11mm	<b>15-5231</b>
CBR1000F Hurricane	90-96	41x54x11mm	<b>15-5231</b>
VF1000F Interceptor	1984	41x54x11mm	<b>15-5231</b>
VF1000R	85-86	41x54x11mm	<b>15-5231</b>
VTR1000F Super Hawk	98-06	41x54x11mm	<b>15-5231</b>
CBR1100XX Blackbird	97-98	43x54x11mm	<b>15-5367</b>
ST1100	91-02	41x54x11mm	<b>15-5231</b>
ST1100A (ABS)	92-95	41x54x11mm	<b>15-5231</b>
ST1100A (ABS)	96-02	43x54x11mm	<b>15-5367</b>
VF1100C V65 Magna	83-86	41x54x11mm	<b>15-5231</b>
VF1100S V65 Sabre	84-85	41x54x11mm	<b>15-5231</b>
VT1100C Shadow 1100	85-90	41x54x11mm	<b>15-5231</b>
VT1100C2 Shadow ACE	95-99	41x54x11mm	<b>15-5231</b>
VT1100C3 Shadow Aero	98-02	41x54x11mm	<b>15-5231</b>
VT1100D2 ACE	1999	41x54x11mm	<b>15-5231</b>
VT1100T ACE Tourer	98-00	41x54x11mm	<b>15-5231</b>
VTX1300 C/R/S/T	03-09	41x54x11mm	<b>15-5231</b>
GL1500 Goldwing	88-90	41x54x11mm	<b>15-5231</b>
GL1500A Aspencade	91-00	41x54x11mm	<b>15-5231</b>
GL1500I Interstate	91-96	41x54x11mm	<b>15-5231</b>
GL1500SE Goldwing SE	90-00	41x54x11mm	<b>15-5231</b>

#### HONDA Offroad

CR125R	94-96	43x55x9.5/10mm	<b>15-5096</b>
CR125R	97-06	46x58x9.5/11mm	<b>15-5098</b>
CR250R	1995	43x55x9.5/10mm	<b>15-5096</b>
CR250R	1996	46x58x9.5/11mm	<b>15-5098</b>
CR250R	97-08	47x58x10mm	<b>15-5110</b>
CRF250R	04-09	47x58x10mm	<b>15-5110</b>
CRF250X	04-12	47x58x10mm	<b>15-5110</b>
CRF450R	02-08	47x58x10mm	<b>15-5110</b>
CRF450R	09-11	48x58x11mm	<b>15-5240</b>
CRF450X	05-12	48x58x10mm	<b>15-5110</b>
CR500R	1995	43x55x9.5/10mm	<b>15-5096</b>
CR500R	96-01	46x58x9.5/11mm	<b>15-5098</b>



#### KAWASAKI Street Application

Application	Year	Fork Seal Dimension	Fork Tube Rebuild Kit
ZX600C1~C10 Ninja 600R	88-97	38x50x8/9.5mm	<b>15-5368</b>
ZX600DNinja ZX-6	90-93	41x54x11mm	<b>15-5231</b>
ZX600E1~E10 Ninja ZX-6	93-02	41x54x11mm	<b>15-5231</b>
ZX600E11/E12 ZZR600	03-04	41x54x11mm	<b>15-5231</b>
ZX600F1/F2/F3 Ninja ZX-6R	95-97	41x53x8/9.5mm	<b>15-5363</b>
ZR750C1/C2/C3 Zephyr 750	91-93	41x53x8/9.5mm	<b>15-5363</b>
ZX750F Ninja 750R	87-90	38x50x8/9.5mm	<b>15-5368</b>
ZX750H1/H2 Ninja ZX-7	89-90	43x55x9.5/10mm	<b>15-5108</b>
ZX750K1/K2 Ninja ZX-7R	91-92	41x53x8/9.5mm	<b>15-5264</b>
ZX750L1/L2/L3 Ninja ZX-7	93-95	41x53x8/9.5mm	<b>15-5264</b>
ZX750M1/M2 Ninja ZX-7R	93-94	41x53x8/9.5mm	<b>15-5264</b>
VN800A1~A11 Vulcan 800	95-05	41x54x11mm	<b>15-5231</b>
VN800B1~B9 Vulcan Classic	96-04	41x54x11mm	<b>15-5231</b>
VN800C1/C2 Vulcan Drifter	99-00	41x54x11mm	<b>15-5231</b>
VN800E1/E2/E3/E4/E5	01-06	41x54x11mm	<b>15-5231</b>
ZX900A1/A2/A3 Ninja 900R	84-86	38x50x8/9.5mm	<b>15-5368</b>
ZX900B Ninja ZX-9R	94-97	41x53x8/9.5mm	<b>15-5264</b>
ZG1000A9~A13 Concours	94-98	41x53x8/9.5mm	<b>15-5363</b>
ZR1000A1/A2/A3 Z1000	03-05	41x54x11mm	<b>15-5231</b>
ZX1000B1/B2/B3 Ninja ZX-10	88-90	41x53x8/9.5mm	<b>15-5363</b>
ZR1100A Zephyr	92-95	43x55x9.5/10mm	<b>15-5108</b>
ZR1100C/D ZRX1100	97-00	43x55x9.5/10mm	<b>15-5207</b>
ZX1100C Ninja ZX-11	90-93	43x55x9.5/10mm	<b>15-5108</b>
ZX1100D1~D9 Ninja ZX-11	93-01	43x55x9.5/10mm	<b>15-5108</b>
ZX1100E1/E2/E3 GPz	95-97	41x53x8/9.5mm	<b>15-5363</b>
ZX1100F1 GPz (ABS)	1996	41x53x8/9.5mm	<b>15-5363</b>
ZR1200A1~A5 ZRX1200	01-05	43x55x9.5/10mm	<b>15-5207</b>
ZG1200A/B Voyager XII	86-03	41x54x11mm	<b>15-5231</b>
VN1500A1~A9 Vulcan 88	87-95	41x54x11mm	<b>15-5231</b>
VN1500A10/A11/A12 Vulcan	96-98	41x54x11mm	<b>15-5231</b>
VN1500B Vulcan 88SE	87-90	41x54x11mm	<b>15-5231</b>
VN1500C3/C4 Vulcan 1500L	96-97	41x54x11mm	<b>15-5231</b>
VN1500D 1500 Classic	96-98	41x54x11mm	<b>15-5231</b>
VN1500E1~E8 Vulcan Classic	98-05	41x54x11mm	<b>15-5231</b>
VN1500G1 Vulcan Nomad	1999	41x54x11mm	<b>15-5231</b>
VN1500G1A Vulcan Nomad	1999	41x54x11mm	<b>15-5231</b>
VN1500G2A Vulcan Nomad	2000	41x54x11mm	<b>15-5231</b>
VN1500J1/J2 Vulcan Drifter	99-00	41x54x11mm	<b>15-5231</b>
VN1500L Vulcan Nomad FI	00-03	41x54x11mm	<b>15-5231</b>
VN1500N1 Vulcan Classic FI	2000	41x54x11mm	<b>15-5231</b>
VN1500R3 Vulcan Drifter	2003	41x54x11mm	<b>15-5231</b>

<b>KAWASAKI Offroad</b>			
Application	Year	Fork Seal Dimension	Fork Tube Rebuild Kit
KX125H2/J1/J2/K1/K2	91-95	43x55x9.5/10mm	<b>15-5096</b>
KX125K3/K4/K5/L1/L2/L3	96-01	46x58x9.5/11mm	<b>15-5098</b>
KX125L4/M1/	02-03	48x58x11mm	<b>15-5103</b>
KX125L4/M1/M2/M3	04-05	48x58x11mm	<b>15-5240</b>
KDX250D1/D2/D3/D4	91-94	43x55x9.5/10mm	<b>15-5096</b>
KLX250D2/D3/D4	94-96	43x55x9.5/10mm	<b>15-5096</b>
KLX250S	06-10	43x55x9.5/10mm	<b>15-5096</b>
KLX250SF	09-10	43x55x9.5/10mm	<b>15-5096</b>
KX250H2/J1/J2/K1/K2	91-95	43x55x9.5/10mm	<b>15-5096</b>
KX250K3/K4/K5/L1/L2/L3	96-01	46x58x9.5/11mm	<b>15-5098</b>
KX250L4/M1	02-03	48x58x11mm	<b>15-5103</b>
KX250M2/M3	04-05	48x58x11mm	<b>15-5240</b>
KX250M2/M3	2006	47x58x10mm	<b>15-5110</b>
KX250N1 KX250F (4-stroke)	04-05	48x58x11mm	<b>15-5240</b>
KX250F (4-stroke)	06-12	47x58x10mm	<b>15-5110</b>
KLX300A2~A10	97-07	43x55x9.5/10mm	<b>15-5096</b>
KX500E3/E4/E5/E6/E7/E8	91-96	43x55x9.5/10mm	<b>15-5096</b>
KX500E9~E16	97-04	46x58x9.5/11mm	<b>15-5098</b>
KLX650A1/A2/A3 KLX650R	93-95	43x55x9.5/10mm	<b>15-5096</b>
KLX650C Dual Sport	93-96	43x55x9.5/10mm	<b>15-5096</b>
KLX650D1 KLX650R	1996	43x55x9.5/10mm	<b>15-5096</b>

<b>SUZUKI Street</b>			
GSF600ST/SV/SW Bandit	96-98	41x53x8/9.5mm	<b>15-5363</b>
GSX600F/FP/FR/FS/FT Katana	88-96	41x54x11mm	<b>15-5241</b>
GSX600FV Katana	1997	41x54x11mm	<b>15-5231</b>
RF600RR/RS/RT	94-96	41x54x11mm	<b>15-5231</b>
GSX750F Katana	89-96	41x54x11mm	<b>15-5241</b>
GSX750FV Katana	1997	41x54x11mm	<b>15-5231</b>
GSX-R750G/H	86-87	41x53x8/9.5mm	<b>15-5363</b>
GSX-R750M/N	91-92	41x54x11mm	<b>15-5241</b>
GSX-R750	96-03	43x54x11mm	<b>15-5367</b>
RF900RR, All	94-97	43x54x11mm	<b>15-5367</b>
DL1000 V-Strom	02-12	43x54x11mm	<b>15-5367</b>
TL1000R	98-03	43x55x9.5/10mm	<b>15-5207</b>
TL1000S	97-01	43x55x9.5/10mm	<b>15-5108</b>
GSX1100G Shaft	91-93	43x55x9.5/10mm	<b>15-5108</b>
GSX-R1100G/H/J	86-88	41x53x8/9.5mm	<b>15-5363</b>
GSX-R1100K/L	89-90	43x55x9.5/10mm	<b>15-5108</b>
GSX-R1100M/N	91-92	41x53x8/9.5mm	<b>15-5264</b>
GSX-R1100WP/WR	93-94	41x53x8/9.5mm	<b>15-5264</b>
GSX-R1100W	95-98	43x55x9.5/10mm	<b>15-5108</b>
GSF1200S Bandit	97-00	43x54x11mm	<b>15-5367</b>
GSF1200SAV Bandit	1997	43x54x11mm	<b>15-5367</b>
GSF1200SK1/SK2 Bandit	01-02	43x54x11mm	<b>15-5367</b>

<b>SUZUKI Offroad</b>			
RM125K1-K8	01-08	47x58x10mm	<b>15-5110</b>
RM250K1/K2/K3	01-03	46x58x9.5/11mm	<b>15-5098</b>
RM250K4-K8	04-08	47x58x10mm	<b>15-5110</b>
RM-Z250 (4-stroke)	07-11	48x58x11mm	<b>15-5240</b>
RM-Z450 (4-stroke)	05-11	47x58x10mm	<b>15-5110</b>

## FORK and SHOCK PUMP 0-60 PSI

Air pump designed for forks and shocks that require low pressures. This pump has a convenient bleeder valve and a flexible hose that allows access into tight spaces.

**35-8664** Fork and Shock Pump 0-60 PSI



**35-8664**

<b>YAMAHA Street</b>			
Application	Year	Fork Seal Dimension	Fork Tube Rebuild Kit
FZR400	88-90	38x50x8/9.5mm	<b>15-5368</b>
YP400 Majesty	05-10	41x53x8/9.5mm	<b>15-5363</b>
FZR600	89-97	38x50x8/9.5mm	<b>15-5368</b>
XJ600SD/SDC/SE/SEC Seca II	92-93	38x50x8/9.5mm	<b>15-5368</b>
YZF600RG/RGC/RH/RHC	95-96	41x53x8/9.5mm	<b>15-5264</b>
YZF600R	97-04	41x53x8/9.5mm	<b>15-5363</b>
YZF-R6	99-04	43x55x9.5/10mm	<b>15-5207</b>
XVS650 V-Star (all)	98-11	41x53x8/9.5mm	<b>15-5363</b>
XJ700N/NC/S/SC Maxim	85-86	38x50x8/9.5mm	<b>15-5369</b>
XJ700X Maxim X	85-86	38x50x8/9.5mm	<b>15-5369</b>
XV700L/LC/N/NC Virago	84-85	38x50x8/9.5mm	<b>15-5369</b>
XV700 Virago	86-87	38x50x8/9.5mm	<b>15-5369</b>
XV700SS/SSC Virago	1986	38x50x8/9.5mm	<b>15-5369</b>
FZR750RT	1987	41x53x8/9.5mm	<b>15-5363</b>
XV750U/UC~F/FC Virago	88-94	38x50x8/9.5mm	<b>15-5369</b>
XV750G/GC/H1/HC1 Virago	95-96	38x50x8/9.5mm	<b>15-5368</b>
XV750J1/JC1 Virago	1997	38x50x8/9.5mm	<b>15-5368</b>
YZF750RF/RFC	1994	41x53x8/9.5mm	<b>15-5264</b>
YZF750R	96-98	41x53x8/9.5mm	<b>15-5363</b>
XVS950 V-Star (all)	09-11	41x53x8/9.5mm	<b>15-5363</b>
FZR1000T/TC/U/UC	87-88	41x53x8/9.5mm	<b>15-5363</b>
FZR1000W/WC/A/AC	89-90	43x55x9.5/10mm	<b>15-5108</b>
FZR1000B/BC/D/DC/E/EC	91-93	41x53x8/9.5mm	<b>15-5264</b>
XV1000 Virago	1984	38x50x8/9.5mm	<b>15-5369</b>
XV1100 Virago	89-94	38x50x8/9.5mm	<b>15-5369</b>
XV1100 Virago	95-97	38x50x8/9.5mm	<b>15-5368</b>
XVS1100 V-Star (all)	99-09	41x53x8/9.5mm	<b>15-5363</b>
FJ1100L/LC/N/NC	84-85	41x53x8/9.5mm	<b>15-5363</b>
FJ1200AD/ADC (ABS)	92-93	41x53x8/9.5mm	<b>15-5363</b>
FJ1200	86-92	41x53x8/9.5mm	<b>15-5363</b>
VMX12 V-Max	93-98	43x55x9.5/10mm	<b>15-5108</b>
VMX12 V-Max	99-04	43x55x9.5/10mm	<b>15-5207</b>
XVS1300 V-Star (all)	07-11	41x53x8/9.5mm	<b>15-5363</b>

<b>YAMAHA Offroad</b>			
YZ125B1/D1/E1/F1/G1	91-95	43x55x9.5/10mm	<b>15-5096</b>
YZ125	96-03	46x58x9.5/11mm	<b>15-5098</b>
YZ125	04-11	48x58x11mm	<b>15-5240</b>
WR250Z	91-97	43x55x9.5/10mm	<b>15-5096</b>
WR250FN/FP/FR/FS (4-stroke)	01-04	46x58x9.5/11mm	<b>15-5098</b>
WR250F (4-stroke)	05-11	48x58x11mm	<b>15-5240</b>
YZ250F (4-stroke)	01-03	46x58x9.5/11mm	<b>15-5098</b>
YZ250F (4-stroke)	04-11	48x58x11mm	<b>15-5240</b>
YZ250B1/D1/E1/F1/G1	91-95	43x55x9.5/10mm	<b>15-5096</b>
YZ250	96-03	46x58x9.5/11mm	<b>15-5098</b>
YZ250	04-11	48x58x11mm	<b>15-5240</b>
WR400FK/FL/FM (4-stroke)	98-00	46x58x9.5/11mm	<b>15-5098</b>
YZ400FK/FL (4-stroke)	98-00	46x58x9.5/11mm	<b>15-5098</b>
WR426FN/FP (4-stroke)	01-02	46x58x9.5/11mm	<b>15-5098</b>
YZ426FM/FN/FP (4-stroke)	00-02	46x58x9.5/11mm	<b>15-5098</b>
WR450FR (4-stroke)	03-04	46x58x9.5/11mm	<b>15-5098</b>
WR450F (4-stroke)	05-11	48x58x11mm	<b>15-5240</b>
YZ450F (4-stroke)	2003	46x58x9.5/11mm	<b>15-5098</b>
YZ450F (4-stroke)	04-11	48x58x11mm	<b>15-5240</b>
WR500ZD/ZE	92-93	43x55x9.5/10mm	<b>15-5096</b>



**RACE TECH**

**ULTRA SLICK SEAL GREASE**

1 oz. container.  
**35-8682** Ultra Slick Seal Grease

SHOP EQUIP & TOOLS

HARD PARTS

CARB & FUEL

IGNITION/ELECTRICAL

CONTROL

SUSPENSION

ACCESSORIES

# K&L FORK SEAL REFERENCE CHART

## K&L FORK SEAL REFERENCE CHART

FORK SEAL DIMENSION	Mfg	K&L Part Number	HONDA OEM REF P/N	KAWASAKI OEM REF P/N	SUZUKI OEM REF P/N	YAMAHA OEM REF P/N
26x37x10.5mm	ARS	15-1413			51153-03400	1RY-23145-00-00 3VR-23145-00-00
27x39x10.5mm	ARS	15-1410	51490-GN1-013 51490-149-840 90756-149-841	92049-1075 92049-1076 92049-1319	51153-13200 51153-39140	93110-27010-00
30x40.5x10.5mm	ARS	15-1444		92049-1049	51153-08011 51153-29400	137-23145-01-00 33J-23145-00-00
30x42x11mm	ARS	15-5062		92049-1069	K9204-91069	
31x43x10mm	ARS	15-1428	51490-GC4-700 51490-GAA-305 51490-KC5-305 51490-446-770	92049-1080		
33x46x10.5mm	ARS	15-1437	91255-312-003 91255-413-881			1L9-23145-00-00
33x46x11mm	ARS	15-5063	91255-369-000 51490-473-305 51490-413-305 51490-GC4-830	92049-1340 92049-1524	51153-02B00 K9204-91524	51490-KB9-305
34x46x10.5mm	ARS	15-1420		44009-026	51153-16511	584-23145-50-00
35x47x10.5mm	ARS	15-1438	European Applications: Models with 35mm Forks-35mm Boge, Ceriani, and Telesco Forks, AJS, Bultaco, Can-Am, CZ, Early Husqvarna, Montesa, Moto-Guzzi, Ossa, Penton, Puch, Rokon, M/Betor Forks			
35x48x10.5mm	ARS	15-1422	51490-KE1-305	44009-016 92049-1252 92049-1350	51153-16410	341-23145-51-00 93110-35019-00
35x48x11mm	ARS	15-1439	91255-KBH-003 51490-GS2-305 51490-KL4-951	92049-1089	51153-19D10 51153-34010 51153-40A00	38W-23145-00-00
36x48x8/9.5mm	NOK	15-2569		92049-1193 92049-1394	51153-16730	4ES-23145-00-00 48Y-23145-00-00
36x48x10.5mm	ARS	15-1411	51490-KK0-305	44009-024 92049-1009 92049-1216		
36x48x11mm	ARS	15-2566		92049-1226		1KH-23145-00-00 2AJ-23145-00-00 3J6-23145-00-00
37x48x10.5mm	ARS	15-5587	51495-467-405 91255-444-003			
37x48x12.5mm	ARS	15-2597	91255-467-405			
37x49x8/9.5mm	NOK	15-2562		92049-1435	51153-00A00 51153-08C20 51153-49001	41Y-23145-00-00
37x50x11mm	ARS	15-2561	51490-KWL-003 51490-KAZ-003 51490-KR6-305 51490-GBF-J21 91255-461-003	92049-1421	51153-25D00 51153-45200 51153-03B30	
38x50x8/9.5mm	NOK	15-2567		92049-1178 92049-1295, 2567	51153-20A00	3EN-23145-00-00
38x50x8/10.5mm	NOK	15-6275				4DN-23145-00-00
38x50x10.5mm	ARS	15-1421	91255-KA3-701	92049-1042 92049-1180	51153-14140 51153-40300	
38x52x11mm	ARUSU	15-1412		92049-1230		
39x51x8/10mm	NOK	15-5091	51490-MR1-671	92049-1343		1AE-23145-00-00
39x52x11mm	ARS	15-5088	51490-MB9-782 51490-MG2-872 91255-463-305		51153-19D00	3XV-23145-00-00
40x52x8/9.5mm	ARS	15-2598		92049-1251		1NL-23145-00-00
41x53x8/9.5mm	NOK	15-5083	51490-KT1-305 51490-KZ1-671 51490-MBA-003	92049-1356	51153-27C20 51153-44B00	4EB-23145-00-00 4EB-23145-01-00
41x53x8/10.5mm	NOK	15-5079	51490-MCK-A01 51490-MCT-003	92049-1494	51153-14F00 51153-10G50	
41x53x10.5mm	ARS	15-2563	91255-KA4-004	92049-1245		43F-23145-10-00
41x54x11mm	ARS	15-5087	51490-KAE-003 51490-MEE-D01 51490-MN8-305 51490-MER-R61	92049-1363 92049-0072 92049-0058 92049-0125	51153-08D00 51153-01H00 51153-01H10	3MA-23145-00-00
43x54x9.5/10mm	NOK	15-5072	51490-ML3-305			



## K&L FORK SEAL REFERENCE CHART

FORK SEAL DIMENSION	Mfg	K&L Part Number	HONDA OEM REF P/N	KAWASAKI OEM REF P/N	SUZUKI OEM REF P/N	YAMAHA OEM REF P/N
43x54x11mm	NOK	15-5084	51490-KA4-831 51490-KS6-305 51490-MCF-000 51490-MR7-305 51490-MFL-003	92049-0064	51153-14D00 51153-27G00 51153-47H00	55Y-23145-L0-00 4NK-23145-00-00
43x55x9.5/10mm	NOK	15-5053	51490-KZ4-305	92049-1373 92049-1392 92049-1522 92049-0072 92049-0007	51150-01890 51153-46E20 51153-02FA0 51153-41G00	5VU-23145-L0-00 4PU-23145-01-00 5PW-23145-00-00 3XJ-23145-L0-00
43x55x10.5mm	ARS	15-2564	91255-KA4-701		51153-14330	23X-23145-L0-00
45x57x11mm	MCI	15-5081	51490-KZ3-810 51490-KZ3-821 51490-MW0-003 51490-MCA-003		51153-28E30 51153-34E00	
46x58x9.5/11mm	NOK	15-5095	51490-MAC-741 51490-KZ4-J11 51490-KZ4-J21	92049-1504 92049-1440	51153-37F00	5UN-23145-L0-00
46x58x10.5mm	NOK	15-5089		92049-1495	51153-42F00	1D7-23145-00-00
47x58x10mm	NOK	15-6298	51490-KZ3-B01 51490-KZ3-J11 51490-KZ3-J31 51490-MEN-003		51153-37F80	
48x58x11mm	NOK	15-5488	51490-KRN-A41 51490-MEN-A31 51490-MEN-A41 51490-MEN-A51	92049-1599 92049-0056 92049-0117 92049-0070	K9204-91599	1C3-23145-L0-00 5XE-23145-L0-00
49x60x10mm	NOK	15-6297		92049-S058 92049-0044	51153-36E00	

SHOP EQUIP &amp; TOOLS

HARD PARTS

CARB &amp; FUEL

IGNITION/ELECTRICAL

CONTROL

SUSPENSION

ACCESSORIES

### K&L FORK SEALS & FORK SEAL / WIPER KITS

K&L Fork Seals are the highest quality available and are exact replacements for most applications. (NOK/ARS/MCI) Made in Japan.

Fork Seals sold in pairs. Fork Seal/Wiper kits sold in four piece sets: two fork seals and two fork wipers (dust seals).



#### BUELL

Application	Year	Fork Seal Dimensions	Fork/Dust Seal Kit	Fork Seals
Cyclone M2	97-02	43x54x11mm	15-5431	15-5084
Lightning X1	99-02	41x54x11mm	—	15-5087
Thunderbolt S3 & S3T	99-00	41x54x11mm	—	15-5087

#### EUROPEAN APPLICATIONS

Applications with 35mm Forks 35x47x10.5mm ——— 15-1438  
**Including** -Boge, Ceriani, and Telesco Forks, AJS, Bultaco, Can-Am, CZ, Early Husqvarna, Montesa, Moto-Guzzi, Ossa, Penton, Puch, Rokon, KTM models with Betor Forks.

Can-Am, KTM models with 38mm Marzocchi Forks  
 38x50x8/9.5mm ——— 15-2567

Husqvarna, KTM models with 40mm Marzocchi Forks  
 40x52x8/9.5mm ——— 15-2598

Husqvarna models with 45mm Showa Forks  
 45x57x11mm 15-2601 15-5081

#### DUCATI


Application	Year	Fork Seal Dimensions	Fork Seals
748 Biposto	98	43x54x11mm	15-5084
748 Strada	98	43x54x11mm	15-5084
748 Biposto	95-97	43x54x11mm	15-5084
748 SP	95-97	43x54x11mm	15-5084
750 SS	94	41x54x11mm	15-5087
851 Biposto	90	41x54x11mm	15-5087
851 SP2	88	41x54x11mm	15-5087
851 Sport	88	41x54x11mm	15-5087
888 SP5	92-94	41x54x11mm	15-5087
888 Strada	91-94	41x54x11mm	15-5087
900 M	93-98	41x54x11mm	15-5087
900m Chromo	98	41x54x11mm	15-5087
900 SL	92-98	41x54x11mm	15-5087
900 SS	90-97	41x54x11mm	15-5087
907 IE	91-94	41x54x11mm	15-5087
916 Biposto	95-97	43x54x11mm	15-5084
916 Senna	95-97	43x54x11mm	15-5084
916 SP	94-97	43x54x11mm	15-5084
916 SP5	97-98	43x54x11mm	15-5084
916 Strada	94-95	43x54x11mm	15-5084
916	98	43x54x11mm	15-5084
916 Senna	98	43x54x11mm	15-5084
944 ST2	97-98	43x54x11mm	15-5084

### STEERING STABILIZER

Similar to Kawasaki OEM 46117-006. Variable force, oil-filled hydraulic steering damper has a seven-point adjustment range in 20 lb. increments. Brackets not included.

Sold each. **Made in Japan.**

**30-6550** Steering Stabilizer (non-rebuildable)




30-6550



## K&L FORK SEALS & FORK SEAL/WIPER KITS

K&L Fork Seals are the highest quality available and are exact replacements for most applications. **(NOK/ARS/MCI) Made in Japan.** Fork Seals sold in pairs. Fork Seal/Wiper kits sold in four piece sets: two fork seals and two fork wipers (dust seals).



### HARLEY-DAVIDSON®

Application	Fork Seal Dimensions	Fork/Dust Seal Kit	Fork Seals
Sportster®, & FX with 41mm Kayaba		—	15-5087
Sportster®, FX/EXR with 35mm Showa		—	15-1439
Sportster®, Dyna Glide® & FXR with 39mm Showa		15-4974	15-5088
Sportster®, Dyna Glide® & FXR with 49mm Showa		—	15-5092

### HONDA Street Application

Application	Year	Fork Seal Dimensions	Fork/Dust Seal Kit	Fork Seals
MB5-50	1982	27x39x10.5mm	—	15-1410
CB125S	76-82	27x39x10.5mm	—	15-1410
CB125S	84-85	27x39x10.5mm	—	15-1410
CB125TT	1990	31x43x10mm	—	15-1428
CB/CL175K7	1973	31x43x10mm	—	15-1428
CM185T Twinstar	78-79	31x43x10mm	—	15-1428
CB200K	1974	31x43x10mm	—	15-1428
CB200T	75-76	31x43x10mm	—	15-1428
CL200 Scrambler	1974	31x43x10mm	—	15-1428
CM200T Twinstar	80-82	31x43x10mm	—	15-1428
CB250 Nighthawk	91-08	31x43x10mm	—	15-1428
CBR250R/RA	11-13	37x50x11mm	—	15-2561
CM250C Custom	82-83	31x43x10mm	—	15-1428
CMX250C Rebel, All	85-12	33x46x11mm	15-5057	15-5063
NX250	88-90	37x50x11mm	—	15-2561
VTR250 Interceptor	88-90	35x48x11mm	15-4975	15-1439
CB350 F/F1 (4 cyl)	72-74	33x46x10.5mm	—	15-1437
CB350G Super Sport	1973	33x46x10.5mm	—	15-1437
CB350K4 Super Sport	72-73	33x46x10.5mm	—	15-1437
CL350K4/K5 Scrambler	72-73	33x46x10.5mm	—	15-1437
CB360	1974	33x46x11mm	—	15-5063
CB360G	1974	33x46x11mm	—	15-5063
CB360T	75-76	33x46x11mm	—	15-5063
CJ360T	76-77	33x46x11mm	15-1431	15-5063
CL360K/K1 Scrambler	74-75	33x46x10.5mm	—	15-1437
CB400A Automatic	1978	33x46x11mm	—	15-5063
CB400F Super Sport	75-77	33x46x11mm	—	15-5063
CB400F CB1	89-90	41x54x11mm	15-5441	15-5087
CB400TI/TII Hawk	78-79	33x46x10.5mm	—	15-1437
CB400T Hawk	80-81	33x46x11mm	15-1431	15-5063
CM400A Automatic	79-81	33x46x11mm	15-1431	15-5063
CM400C Custom	1981	33x46x11mm	15-1431	15-5063
CM400E	80-81	33x46x11mm	15-1431	15-5063
CM400T	79-81	33x46x11mm	15-1431	15-5063
CB450K3/K4	70-71	35x48x11mm	—	15-1439
CB450K5/K6/K7	72-74	35x48x11mm	—	15-1439
CB450SC Nighthawk	82-86	33x46x11mm	15-1431	15-5063
CB450T Hawk	1982	33x46x11mm	15-1431	15-5063
CM450A Automatic	82-83	33x46x11mm	15-1431	15-5063
CM450C Custom	1982	33x46x11mm	15-1431	15-5063
CM450E	82-83	33x46x11mm	15-1431	15-5063
CMX450C Rebel	86-87	37x50x11mm	15-4976	15-2561
CL450K5/K6/K7	72-74	35x48x11mm	—	15-1439

### HONDA Street Application

Application	Year	Fork Seal Dimensions	Fork/Dust Seal Kit	Fork Seals
CB500/K1/K2	71-73	35x48x11mm	—	15-1439
CB500T	75-76	35x48x11mm	—	15-1439
CX500	78-79	33x46x10.5mm	—	15-1437
CX500C Custom	1979	33x46x10.5mm	—	15-1437
CX500C Custom	1980	33x46x11mm	15-1431	15-5063
CX500C Custom	81-82	35x48x11mm	15-4975	15-1439
CX500D Deluxe	1979	33x46x10.5mm	—	15-1437
CX500D Deluxe	80-81	33x46x11mm	15-1431	15-5063
CB500F/FA	2013	41x54x11mm	15-5441	15-5087
CB500R/RA	2013	41x54x11mm	15-5441	15-5087
CX500TC Turbo	1982	37x50x11mm	—	15-2561
FT500Ascot	82-83	37x50x11mm	15-4976	15-2561
GB500	89-90	35x48x11mm	—	15-1439
GL500 Silverwing	81-82	35x48x11mm	15-4975	15-1439
GL500I Silverwing Interstate	81-82	35x48x11mm	15-4975	15-1439
VF500C Magna	84-85	37x50x11mm	15-4976	15-2561
VF500F Interceptor	84-86	37x50x11mm	15-4976	15-2561
VT500C Shadow	83-84	37x50x11mm	15-4976	15-2561
VT500FT Ascot	83-84	37x50x11mm	15-4976	15-2561
CB550F Super Sport	75-77	35x48x11mm	—	15-1439
CB550K	74-78	35x48x11mm	—	15-1439
CB550SC Nighthawk	1983	37x50x11mm	15-4976	15-2561
599 Naked Bike	2006	41x54x11mm	15-5441	15-5087
CB600F	2004	41x54x11mm	15-5441	15-5087
CBR600F Hurricane	87-90	37x50x11mm	15-4976	15-2561
CBR600F2 Hurricane	91-94	41x54x11mm	15-5441	15-5087
CBR600F3 Hurricane	95-98	41x54x11mm	15-5441	15-5087
CBR600SE	1998	41x54x11mm	15-5441	15-5087
CBR600SJR Replica	1996	41x54x11mm	15-5441	15-5087
CBR600F4 Hurricane	99-00	43x54x11mm	15-5431	15-5084
CBR600F4i Hurricane	01-06	43x54x11mm	15-4973	15-5084
CBR600RR	03-04	45x57x11mm	15-2601	15-5081
CBR600RR	05-11	41x54x11mm	15-5441	15-5087
FSC600 Silverwing, All	02-12	41x53x8/10.5mm	15-5078	15-5079
VT600C Shadow VLX, All	88-07	39x51x8/10mm	15-5449	15-5091
CB650	79-82	35x48x11mm	15-4975	15-1439
CB650C Custom	80-81	35x48x11mm	15-4975	15-1439
CB650SC Nighthawk	1982	37x50x11mm	—	15-2561
CB650SC Nighthawk	83-85	39x52x11mm	15-4974	15-5088
CX650C Custom	1983	39x52x11mm	15-4974	15-5088
CX650T Turbo	1983	37x50x11mm	15-4976	15-2561
GL650 Silverwing	1983	37x50x11mm	15-4976	15-2561
GL650I Interstate	1983	37x50x11mm	15-4976	15-2561
NT650 Hawk GT	88-91	41x54x11mm	15-5441	15-5087
CB700SC Nighthawk	84-86	39x51x8/10mm	15-5449	15-5091
NC700X/XD	12-13	41x51x11mm	15-5441	15-5087
NSA700	2009	41x54x11mm	15-5441	15-5087
NT700V/VA	10-11	41x54x11mm	15-5441	15-5087
VF700C Magna	1984	37x50x11mm	15-4976	15-2561
VF700C Magna	85-87	39x52x11mm	15-4974	15-5088
VF700F Interceptor	84-85	39x52x11mm	15-4974	15-5088
VFR700F/F2 Interceptor	86-87	37x50x11mm	15-4976	15-2561
VF700S Sabre	84-85	37x50x11mm	15-4976	15-2561
VT700C Shadow	84-87	39x52x11mm	15-4974	15-5088
CB750 Nighthawk 750	91-93	41x54x11mm	15-5441	15-5087
CB750 Nighthawk 750	95-03	41x54x11mm	15-5441	15-5087
CB750A Automatic	1978	35x48x11mm	—	15-1439
CB750C Custom	80-82	35x48x11mm	15-4975	15-1439
CB750F Super Sport	75-78	35x48x11mm	—	15-1439
CB750F Super Sport	79-80	35x48x11mm	15-4975	15-1439
CB750F Super Sport	81-82	37x50x11mm	—	15-2561
CB750K	72-78	35x48x11mm	—	15-1439
CB750K	79-82	35x48x11mm	15-4975	15-1439
CB750L LTD	1979	35x48x11mm	15-4975	15-1439
CB750SC Nighthawk	82-83	37x50x11mm	—	15-2561
RVF750R RC45	1994	41x54x11mm	15-5441	15-5087
VF750C Magna	82-83	37x50x11mm	15-4976	15-2561
VF750C Magna	1988	39x52x11mm	15-4974	15-5088
VF750C Magna	94-00	41x54x11mm	15-5441	15-5087
VF750CD Magna Deluxe	95-96	41x54x11mm	15-5441	15-5087

SHOP EQUIP &amp; TOOLS

HARD PARTS

CARB &amp; FUEL

IGNITION/ELECTRICAL

CONTROL

SUSPENSION


ACCESSORIES

<b>HONDA Street Application</b>	<b>Year</b>	<b>Fork Seal Dimensions</b>	<b>Fork/Dust Seal Kit</b>	<b>Fork Seals</b>
VF750C2 Magna Deluxe	97-00	41x54x11mm	15-5441	15-5087
VF750F Interceptor	83-84	39x52x11mm	15-4974	15-5088
VFR750F Interceptor	1986	37x50x11mm	15-4976	15-2561
VFR750F	90-97	41x54x11mm	15-5441	15-5087
VFR750R RC30	1990	43x54x11mm	—	15-5084
VF750S Sabre	82-83	37x50x11mm	15-4976	15-2561
VT750C Shadow	1983	39x52x11mm	15-4974	15-5088
VT750C Shadow	98-00	41x53x8/9.5mm	15-5076	15-5083
VT750 CD Shadow Deluxe	98-02	41x53x8/9.5mm	15-5076	15-5083
VT750 DCA/DCB	06-07	41x54x11mm	15-5441	15-5087
VT750RS Shadow RS	10-13	41x54x11mm	15-5441	15-5087
VT750 Shadow ACE	02-03	41x53x8/9.5mm	15-5076	15-5083
VT750 Shadow Aero	02-08	41x53x8/9.5mm	15-5076	15-5083
VT750 Shadow Spirit	01-07	41x54x11mm	15-5441	15-5087
PC800 Pacific Coast	89-90	41x54x11mm	15-5441	15-5087
PC800 Pacific Coast	94-98	41x54x11mm	15-5441	15-5087
VFR800A Interceptor ABS	02-03	43x54x11mm	—	15-5084
VFR800Fi Interceptor	98-01	41x54x11mm	15-5441	15-5087
VFR800 Interceptor	02-09	43x54x11mm	15-4973	15-5084
VT800C Shadow	1988	39x52x11mm	15-4974	15-5088
CB900C Custom	80-82	37x50x11mm	—	15-2561
CB900F Super Sport	81-82	39x52x11mm	15-4974	15-5088
CB900F 919	02-07	43x54x11mm	15-4973	15-5084
CBR900RR	93-99	45x57x11mm	15-2601	15-5081
CBR900RR RE	00-03	43x54x11mm	15-4973	15-5084
CBR929RR	00-01	43x54x11mm	—	15-5084
CBR954RR	02-03	43x54x11mm	—	15-5084
CB1000	94-95	43x54x11mm	15-5431	15-5084
CB1000C Custom	1983	39x52x11mm	15-4974	15-5088
CBR1000F Hurricane	87-88	41x54x11mm	15-5441	15-5087
CBR1000F Hurricane	90-91	41x54x11mm	15-5441	15-5087
CBR1000F Hurricane	93-96	41x54x11mm	15-5441	15-5087
CB1000R	11-13	43x54x11mm	15-4973	15-5084
CBR1000RA	09-13	43x54x11mm	15-4973	15-5084
CBR1000RR	04-13	43x54x11mm	15-4973	15-5084
CBX	79-80	35x48x11mm	15-4975	15-1439
CBX	81-82	39x52x11mm	15-4974	15-5088
GL1000	75-79	37x48x12.5mm	—	15-2597
GL1000** (option)	75-77	37x48x10.5mm	—	15-5587
RVT1000R RC51	00-06	43x54x11mm	15-4973	15-5084
VF1000F Interceptor	1984	41x54x11mm	15-5441	15-5087
VF1000R	85-86	41x54x11mm	15-5441	15-5087
VTR1000F Super Hawk	98-06	41x54x11mm	15-5441	15-5087
CB1100/A	2013	41x54x11mm	15-5441	15-5087
CB1100F Super Sport	1983	39x52x11mm	15-4974	15-5088
CBR1100XX Blackbird	97-03	43x54x11mm	15-5431	15-5084
GL1100 Goldwing	80-83	39x52x11mm	15-4974	15-5088
GL1100A Goldwing Aspencade	82-83	39x52x11mm	15-4974	15-5088
GL1100I Goldwing Interstate	80-83	39x52x11mm	15-4974	15-5088
ST1100	91-02	41x54x11mm	15-5441	15-5087
ST1100A (ABS)	92-95	41x54x11mm	15-5441	15-5087
ST1100A (ABS)	96-02	43x54x11mm	15-5431	15-5084
VF1100C V65 Magna	83-86	41x54x11mm	15-5441	15-5087
VF1100S V65 Sabre	84-85	41x54x11mm	15-5441	15-5087
VT1100C Shadow 1100	85-90	41x54x11mm	15-5441	15-5087
VT1100C Shadow Spirit	98-06	41x54x11mm	15-5441	15-5087
VT1100C2 Shadow 1100 ACE	95-99	41x54x11mm	15-5441	15-5087
VT1100C2 Shadow Sabre	00-06	41x53x8/10.5mm	15-5078	15-5079
VT1100C3 Shadow Aero	98-02	41x54x11mm	15-5441	15-5087
VT1100D2 Shadow 1100 ACE	1999	41x54x11mm	15-5441	15-5087
VT1100T Shadow ACE Tourer	98-01	41x54x11mm	15-5441	15-5087
GL1200 Goldwing	1984	41x54x11mm	15-5441	15-5087
GL1200A Aspencade	84-87	41x54x11mm	15-5441	15-5087
GL1200I Interstate	84-87	41x54x11mm	15-5441	15-5087
GL1200L LTD	1985	41x54x11mm	15-5441	15-5087
GL1200SEi	1986	41x54x11mm	15-5441	15-5087
ST1300	03-09	45x57x11mm	—	15-5081
VT1300CR/CS/CT	10-13	41x54x11mm	15-5441	15-5087
VTX1300	03-09	41x54x11mm	15-5441	15-5087
GL1500 Goldwing	88-90	41x54x11mm	15-5441	15-5087

<b>HONDA Street Application</b>	<b>Year</b>	<b>Fork Seal Dimensions</b>	<b>Fork/Dust Seal Kit</b>	<b>Fork Seals</b>
GL1500A Aspencade	91-00	41x54x11mm	15-5441	15-5087
GL1500I Interstate	91-96	41x54x11mm	15-5441	15-5087
GL1500SE Goldwing SE	90-00	41x54x11mm	15-5441	15-5087
GL1500C Valkyrie	97-00	45x57x11mm	15-2601	15-5081
GL1500C Valkyrie	2003	45x57x11mm	15-2601	15-5081
GL1500CD Valkyrie	01-03	45x57x11mm	15-2601	15-5081
GL1500CF Valkyrie Interstate	99-01	45x57x11mm	15-2601	15-5081
GL1500CT Valkyrie Tourer	97-00	45x57x11mm	15-2601	15-5081
GL1800 Goldwing	01-10	45x57x11mm	—	15-5081
VTX1800, All	02-08	45x57x11mm	—	15-5081

<b>HONDA ATV Application</b>	<b>Year</b>	<b>Fork Seal Dimensions</b>	<b>Fork/Dust Seal Kit</b>	<b>Fork Seals</b>
ATC200X	84-87	33x46x11mm	15-5057	15-5063
ATC250ES	85-87	33x46x11mm	15-5057	15-5063
ATC250R	83-84	35x48x11mm	15-4975	15-1439
ATC250R	85-86	39x52x11mm	—	15-5088
ATC250SX	85-87	33x46x10.5mm	—	15-1437
ATC350X	85-86	35x48x11mm	—	15-1439

<b>HONDA Dual Sport/Offroad</b>				
<b>Application</b>	<b>Year</b>	<b>Fork Seal Dimensions</b>	<b>Fork/Dust Seal Kit</b>	<b>Fork Seals</b>
CR60R	1983	27x39x10.5mm	—	15-1410
CRF70F	04-12	27x39x10.5mm	—	15-1410
SL70K/K1	71-73	27x39x10.5mm	—	15-1410
XL70K/K1	74-76	27x39x10.5mm	—	15-1410
XR70R	97-04	27x39x10.5mm	—	15-1410
XL75	77-79	27x39x10.5mm	—	15-1410
XR75/K	73-78	27x39x10.5mm	—	15-1410
CRF80F	04-09	27x39x10.5mm	—	15-1410
CR80R	82-83	31x43x10mm	—	15-1428
CR80R	1984	33x46x11mm	15-1431	15-5063
CR80R	85-86	33x46x11mm	15-5057	15-5063
CR80R	87-95	35x48x11mm	15-5440	15-1439
CR80R	96-02	37x50x11mm	—	15-2561
CR80RB Big Wheel	96-02	37x50x11mm	—	15-2561
XL80S	80-85	27x39x10.5mm	—	15-1410
XR80	79-84	27x39x10.5mm	—	15-1410
XR80R	85-03	27x39x10.5mm	—	15-1410
CR85R	03-07	37x50x11mm	15-6348	15-2561
CR85RB Big Wheel	03-07	37x50x11mm	15-6348	15-2561
CR100F	04-09	27x39x10.5mm	—	15-1410
SL100K/K1 Moto Sport (up to frame 21738)	70-71	31x43x10mm	—	15-1428
XL100S (from frame 5103464)	1980	31x43x10mm	—	15-1428
XL100S	81-85	27x39x10.5mm	—	15-1410
XR100	81-84	27x39x10.5mm	—	15-1410
XR100R	85-03	27x39x10.5mm	—	15-1410
CR125M	74-78	35x48x11mm	—	15-1439
CR125R	79-80	37x48x10.5mm	—	15-5587



**RACE TECH**

## FORK SPRING COMPRESSOR TOOL

This unique fork spring compressor is designed to work on most current sport bikes and road racers. It allows the spring to be compressed while the fork cap is removed from the rod. It can be used on or off the bike on most models.

**35-8680** Fork Spring Compressor Tool TFSC01  
**35-2764** Soft-Face Protectors, set of 2

SHOP EQUIP & TOOLS

HARD PARTS

CARB & FUEL

IGNITION/ELECTRICAL

CONTROL

SUSPENSION

ACCESSORIES

# FORK SEALS & FORK SEAL WIPER KITS

SHOP EQUIP & TOOLS

HARD PARTS

CARB & FUEL

IGNITION/ELECTRICAL

CONTROL

SUSPENSION

ACCESSORIES

HONDA Dual Sport/Offroad Application	Year	Fork Seal Dimensions	Fork/Dust Seal Kit	Fork Seals
CR125R	81-82	38x50x10.5mm	—	15-1421
CR125R	83-86	43x54x11mm	—	15-5084
CR125R	87-89	43x54x11mm	15-5055	15-5084
CR125R	90-91	45x57x11mm	15-2601	15-5081
CR125R	92-93	43x54x9.5/10mm	15-5058	15-5072
CR125R	94-96	43x55x9.5/10mm	15-5067	15-5053
CR125R	97-07	46x58x9.5/11mm	15-5086	15-5095
NX125	88-90	35x48x11mm	—	15-1439
XL125S (from frame 5005876)	80-82	31x43x10mm	—	15-1428
XL125S	1984	31x43x10mm	—	15-1428
CRF150F	03-12	35x48x11mm	—	15-1439
CRF150R	07-12	37x50x11mm	15-6348	15-2561
SL175/K1 Moto Sport	70-72	31x43x10mm	—	15-1428
XL185S (from frame 5006891)	80-83	31x43x10mm	—	15-1428
XR185	1979	31x43x10mm	—	15-1428
TLR200	86-87	33x46x10.5mm	—	15-1437
TR200	86-87	31x43x10mm	—	15-1428
XL200R	83-84	33x46x10.5mm	—	15-1437
XR200	80-84	31x43x10mm	—	15-1428
XR200R	81-83	35x48x11mm	—	15-1439
XR200R	84-88	36x48x10.5mm	—	15-1411
XR200R	90-02	36x48x10.5mm	—	15-1411
CRF230F	03-13	37x50x11mm	—	15-2561
CR250R	78-80	37x48x10.5mm	—	15-5587
CR250R	1981	41x53x10.5mm	—	15-2563
CR250R	1982	43x55x10.5mm	—	15-2564
CR250R	83-88	43x54x11mm	—	15-5084
CR250R	89-91	45x57x11mm	15-2601	15-5081
CR250R	92-94	43x54x9.5/10mm	15-5058	15-5072
CR250R	1995	43x55x9.5/10mm	15-5067	15-5053
CR250R	1996	46x58x9.5/11mm	15-5086	15-5095
CR250R	97-07	47x58x10mm	15-5453	15-6298
CRF250R	04-09	47x58x10mm	15-5453	15-6298
CRF250R	10-14	47x58x11mm	15-3621	15-5488
CRF250X	04-12	47x58x10mm	15-5453	15-6298
MT250/K/K1	74-76	35x48x11mm	—	15-1439
MR250 Elsinore	1976	35x48x11mm	—	15-1439
NX250	88-90	37x50x11mm	—	15-2561
XL250K/K1/K2	72-75	35x48x11mm	—	15-1439
XL250	1976	35x48x11mm	—	15-1439
XL250S	80-81	35x48x11mm	—	15-1439
XL250R	82-83	35x48x11mm	—	15-1439
XL250R	84-86	35x48x10.5mm	—	15-1422
XL250R	1987	35x48x11mm	—	15-1439
XR250	79-80	35x48x11mm	—	15-1439
XR250L	91-96	41x54x11mm	—	15-5087
XR250R	81-82	37x50x11mm	—	15-2561
XR250R	84-85	43x54x11mm	—	15-5084
XR250R	86-04	41x53x8/9.5mm	—	15-5083
SL350/K1	70-71	33x46x10.5mm	—	15-1437
SL350K2	1972	35x48x11mm	—	15-1439
XL350K/K1	74-75	35x48x11mm	—	15-1439
XL350	76-78	35x48x11mm	—	15-1439
XL350R	84-85	39x52x11mm	—	15-5088
XR350R	1983	41x54x11mm	—	15-5087
XR350R	84-85	41x54x11mm	—	15-5087
XR400R	96-04	43x54x11mm	15-5055	15-5084
CR450R	1981	41x53x10.5mm	—	15-2563
CRF450R	02-08	47x58x10mm	15-5453	15-6298
CRF450R	09-14	48x58x11mm	15-3621	15-5488
CRF450X	02-12	47x58x10mm	15-5453	15-6298
CR480R	1982	43x55x10.5mm	—	15-2564
CR480R	1983	43x54x11mm	—	15-5084
CR500R	1984	43x54x11mm	—	15-5084
CR500R	85-88	43x54x11mm	15-5055	15-5084
CR500R	89-91	45x57x11mm	15-2601	15-5081
CR500R	92-94	43x54x9.5/10mm	15-5058	15-5072
CR500R	1995	43x55x9.5/10mm	15-5067	15-5053
CR500R	96-01	46x58x9.5/11mm	15-5086	15-5095
XL500S	79-81	35x48x11mm	—	15-1439

HONDA Dual Sport/Offroad Application	Year	Fork Seal Dimensions	Fork/Dust Seal Kit	Fork Seals
XL500R	1982	37x50x11mm	—	15-2561
XR500	79-80	35x48x11mm	—	15-1439
XR500R	81-82	37x50x11mm	—	15-2561
XR500R	83-84	43x54x11mm	—	15-5084
XL600R	83-87	39x52x11mm	—	15-5088
XL600V Transalp	89-90	41x54x11mm	—	15-5087
XR600R	85-00	43x54x11mm	15-5055	15-5084
XR650	88-89	41x54x11mm	—	15-5087
XR650L	93-09	43x54x11mm	15-5055	15-5084
XR650R	00-07	46x58x10.5/11mm	15-1432	—



35-8677 35-8678 35-8679 35-8685 35-8686

## SHOCK SEAL BULLET TOOL

"Bullet Tools" make seal head installation onto shafts quick and easy.

35-8677	TSSB125	12.5 x 10mm Shock Seal Bullet
35-8678	TSSB14	14 x 12mm Shock Seal Bullet
35-8679	TSSB16	16 x 12mm Shock Seal Bullet
35-8685	TSSB18	18 x 16mm Shock Seal Bullet
35-8686	TSSB1812	18 x 12mm Shock Seal Bullet


## KAWASAKI Street

AR50A1	1982	27x39x10.5mm	—	15-1410
AR80A1	1982	27x39x10.5mm	—	15-1410
G3SS/A/B/C/D-90	69-73	27x39x10.5mm	—	15-1410
GSSSE100	1975	36x48x11mm	—	15-1410
KH100B7/B8	76-77	27x39x10.5mm	—	15-1410
BN125 Eliminator	01-07	33x46x11mm	—	15-5063
EL250 Eliminator	88-94	36x48x11mm	15-6126	15-2566
EX250E1/E2 Ninja	86-87	35x48x11mm	—	15-1439
EX250F Ninja	88-07	36x48x11mm	15-6126	15-2566
EX250J Ninja	08-12	37x50x11mm	15-4976	15-2561
KL250D2-D22	85-05	36x48x10.5mm	—	15-1411
KZ250L/W CSR, LTD	1982	31x43x10mm	—	15-1428
S1A/B/C-250	73-75	34x46x10.5mm	—	15-1420
KH250A5	1976	34x46x10.5mm	—	15-1420
EX305B1 GPz	1983	31x43x10mm	—	15-1428
KZ305A/B CSR	81-82	33x46x11mm	15-1431	15-5063
KZ305B2/B3 LTD	87-88	33x46x11mm	15-1431	15-5063
S2350 (2-strk triple)	72-73	34x46x10.5mm	—	15-1420
KZ400A/B/C/D/H/S	75-79	33x46x11mm	15-1431	15-5063
S3400 (2-strk triple)	74-75	34x46x10.5mm	—	15-1420
KH400A (2-stroke)	76-78	34x46x10.5mm	—	15-1420
KZ440A LTD	80-83	33x46x11mm	15-1431	15-5063
KZ440B1/B2	80-81	33x46x11mm	15-1431	15-5063
KZ440D LTD Belt	80-83	33x46x11mm	15-1431	15-5063
KZ440G1 Belt	1982	33x46x11mm	15-1431	15-5063
EN450A 454 LTD	85-00	36x48x11mm	15-6126	15-2566
EN500A Vulcan 500	90-96	36x48x11mm	15-6126	15-2566
Vulcan 500 LTD	96-00	41x53x8/9.5mm	15-5085	15-5083
Vulcan 500 LTD	01-09	41x53x8/10.5mm	15-5078	15-5079
EX500A Ninja	87-93	36x48x11mm	15-6126	15-2566

# FORK SEALS & FORK SEAL WIPER KITS

<b>KAWASAKI Street Application</b>	<b>Year</b>	<b>Fork Seal Dimensions</b>	<b>Fork/Dust Seal Kit</b>	<b>Fork Seals</b>
EX500D Ninja	94-09	37x50x11mm	15-4976	15-2561
H1-500 Mach III	69-71	34x46x10.5mm	—	15-1420
H1500 (2-strk triple)	1972	35x48x10.5mm	—	15-1422
H1500 (2-strk triple)	1973	34x46x10.5mm	—	15-1420
H1D / E / F-500	73-75	36x48x10.5mm	—	15-1411
KH500 (2-strk triple)	1976	36x48x10.5mm	—	15-1411
KZ550A	80-83	36x48x11mm	15-5069	15-2566
KZ550C LTD	80-83	36x48x11mm	15-5069	15-2566
KZ550D1 GPz	1981	36x48x11mm	15-5069	15-2566
KZ550F1 Spectre	1983	36x48x8/9.5mm	—	15-2569
KZ550F2 LTD	1984	36x48x8/9.5mm	—	15-2569
KZ550H1 / H2 GPz	82-83	35x48x11mm	—	15-1439
KZ550M1 LTD	1983	36x48x8/9.5mm	—	15-2569
ZR550B Zephyr	90-91	39x51x8/10mm	—	15-5091
ZX550A1 / A2 GPz	84-85	35x48x11mm	—	15-1439
ZL600A Eliminator	86-87	37x49x8/9.5mm	15-6124	15-2562
ZL600B Eliminator	96-97	37x49x8/9.5mm	15-6124	15-2562
ZX600A Ninja 600	85-87	37x49x8/9.5mm	15-6124	15-2562
ZX600C Ninja 600R	88-93	38x50x8/9.5mm	—	15-2567
ZX600C Ninja 600R	94-97	38x50x8/9.5mm	15-5460	15-2567
ZX600D Ninja ZX-6	90-93	41x54x11mm	15-5441	15-5087
ZX600E Ninja ZX-6	93-02	41x54x11mm	15-5441	15-5087
ZX600F Ninja ZX-6R	95-97	41x53x8/9.5mm	15-5085	15-5083
ZX600G Ninja ZX-6R	98-99	46x58x10.5mm	15-6012	15-5089
ZX600J Ninja ZX-6R	00-02	46x58x10.5mm	15-6012	15-5089
ZX600J Ninja ZZR600	05-08	46x58x10.5mm	15-6012	15-5089
ZX600K Ninja ZX-6RR	2003	41x53x8/10.5mm	15-5078	15-5079
ZX600M Ninja ZX-6RR	2004	41x53x8/10.5mm	15-5078	15-5079
ZX600N Ninja ZX-6RR	05-06	41x54x11mm	15-5441	15-5087
ZX600P Ninja ZX-6R	07-08	41x54x11mm	15-5441	15-5087
ZX600R Ninja ZX-6R	09-12	41x54x11mm	15-5441	15-5087
ZX636B Ninja ZX-6R	03-04	41x53x8/10.5mm	15-5078	15-5079
ZX636C Ninja	05-06	41x54x11mm	15-5441	15-5087
ZX636E / F Ninja ZX-6R	13-14	41x54x11mm	15-5441	15-5087
EJ650 W650 Twin	00-01	39x51x8/10mm	—	15-5091
ER-6n	09-10	41x53x8/10.5mm	15-5078	15-5079
EX650 Ninja 650R	06-11	41x53x8/10.5mm	15-5078	15-5079
KLR650	87-07	38x50x10.5mm	—	15-1421
KLR650	08-12	41x53x8/9.5mm	—	15-5083
KLE650A Versys	08-14	41x54x11mm	15-5441	15-5087
KZ650B	77-79	36x48x10.5mm	—	15-1411
KZ650C Custom	77-79	36x48x10.5mm	—	15-1411
KZ650D SR	78-79	36x48x10.5mm	—	15-1411
KZ650 LTD	1980	36x48x10.5mm	—	15-1411
KZ650H CSR	81-83	36x48x8/9.5mm	—	15-2569
KZ700A1	1984	36x48x8/9.5mm	—	15-2569
VN700A1 Vulcan	1985	38x52x11mm	—	15-1412
ZN700A1 / A2 LTD	84-85	36x48x8/9.5mm	—	15-2569
H2-750 (2-stroke)	72-75	36x48x10.5mm	—	15-1411
KZ750B1 Twin	76-79	36x48x10.5mm	—	15-1411
KZ750	80-82	36x48x8/9.5mm	—	15-2569
KZ750F1 LTD	1983	36x48x11mm	—	15-2566
KZ750G1 LTD Twin	1980	36x48x10.5mm	—	15-1411
KZ750H LTD	80-83	36x48x8/9.5mm	—	15-2569
KZ750K LTD Twin	83-84	36x48x8/9.5mm	—	15-2569
KZ750L3	1983	36x48x8/9.5mm	—	15-2569
KZ750M1 CSR Twin	1982	36x48x8/9.5mm	—	15-2569
KZ750N Spectre	82-83	36x48x11mm	—	15-2566
KZ750R1 GPz	1982	36x48x8/9.5mm	—	15-2569
VN750A1-A21 Vulcan	86-06	38x52x11mm	—	15-1412
Z750S ZR750K1 / K6F	05-06	41x53x8/10.5mm	15-5078	15-5079
ZR750C Zephyr	91-93	41x53x8/9.5mm	15-5085	15-5083
ZR750F2 ZR-7	2000	41x53x8/10.5mm	15-5078	15-5079
ZR750 ZR-7S	01-03	41x53x8/10.5mm	15-5078	15-5079
ZX750A1 / A2 / A3 GPz	83-85	37x49x8/9.5mm	15-6124	15-2562
ZX750E GPz Turbo	84-85	37x49x8/9.5mm	15-6124	15-2562
ZX750F Ninja 750R	87-90	38x50x8/9.5mm	—	15-2567
ZX750 Ninja ZX-7	89-92	43x55x9.5/10mm	—	15-5053
ZX750K Ninja ZX-7R	91-92	41x53x8/9.5mm	15-5085	15-5083
ZX750L Ninja ZX-7	93-95	41x53x8/9.5mm	15-5085	15-5083
ZX750M Ninja ZX-7R	93-94	41x53x8/9.5mm	15-5085	15-5083

<b>KAWASAKI Street Application</b>	<b>Year</b>	<b>Fork Seal Dimensions</b>	<b>Fork/Dust Seal Kit</b>	<b>Fork Seals</b>
ZX750N Ninja ZX-7RR	96-97	43x55x9.5/10mm	15-5462	15-5053
ZX750PN Ninja ZX-7R	96-03	43x55x9.5/10mm	15-5462	15-5053
VN800 Vulcan 800, All	95-06	41x54x11mm	15-5441	15-5087
KZ900A4 / A5	76-77	36x48x10.5mm	—	15-1411
KZ900B1 LTD	1976	36x48x10.5mm	—	15-1411
VN900 Vulcan 900, All	06-14	41x54x11mm	15-5441	15-5087
Z1 / A / B-900	73-75	36x48x10.5mm	—	15-1411
ZL900A Eliminator	85-86	38x52x11mm	—	15-1412
ZX900A Ninja	84-86	38x50x8/9.5mm	—	15-2567
ZX900B Ninja ZX-9R	94-97	41x53x8/9.5mm	15-5085	15-5083
ZX900C Ninja ZX-9R	98-99	46x58x10.5mm	15-6012	15-5089
ZX900E Ninja ZX-9R	00-01	46x58x10.5mm	15-6012	15-5089
ZX900F Ninja ZX-9R	02-03	46x58x10.5mm	15-6012	15-5089
KZ1000A1 / A2	77-78	36x48x10.5mm	—	15-1411
KZ1000A MKII	79-80	36x48x10.5mm	—	15-1411
KZ1000B LTD	77-80	36x48x10.5mm	—	15-1411
KZ1000C1-C4 Police	78-81	38x50x10.5mm	—	15-1421
KZ1000D1 Z1R	1978	36x48x10.5mm	—	15-1411
KZ1000D3 Z1R	1980	36x48x10.5mm	—	15-1411
KZ1000E1 / E2 Shaft ST	79-80	40x52x8/9.5mm	—	15-2598
KZ1000G1 LTD Classic	1980	36x48x10.5mm	—	15-1411
KZ1000J1 / J2 / J3	81-83	38x50x8/9.5mm	—	15-2567
KZ1000K1 / K2 LTD	81-82	38x50x8/9.5mm	—	15-2567
KZ1000M1 / M2 CSR	81-82	38x50x8/9.5mm	—	15-2567
KZ1000P1-P21 Police	82-02	38x50x8/9.5mm	—	15-2567
KZ1000R1 / R2 Replica	82-83	38x50x8/9.5mm	—	15-2567
ZG1000 Concours	86-98	41x53x8/9.5mm	15-5085	15-5083
ZG1000 Concours	99-06	41x53x8/10.5mm	15-5078	15-5079
ZL1000A1 Eliminator	1987	38x52x11mm	—	15-1412
ZR1000A Z1000	03-06	41x54x11mm	—	15-5087
ZR1000 Z1000	07-14	41x54x11mm	15-5441	15-5087
ZX1000A Ninja 1000R	86-87	40x52x8/9.5mm	—	15-2598
ZX1000B Ninja ZX-10	88-90	41x53x8/9.5mm	15-5085	15-5083
ZX1000C Ninja ZX-10R	04-05	43x55x9.5/10mm	15-5523	15-5053
ZX1000D Ninja ZX-10R	06-07	43x55x9.5/10mm	—	15-5053
ZX1000E Ninja ZX-10R	08-09	43x55x9.5/10mm	—	15-5053
ZX1000F Ninja ZX-10R	2010	43x55x9.5/10mm	—	15-5053
ZX1000G Ninja 1000	11-14	41x54x11mm	15-5441	15-5087
ZX1000H Ninja 1000 (ABS)	12-14	41x54x11mm	15-5441	15-5087
ZX1000J / K Ninja ZX-10R	11-12	43x54x11mm	15-4973	15-5084
KZ1100A Shaft	81-83	38x50x8/9.5mm	—	15-2567
KZ1100B1 / B2 GPz	81-82	38x50x8/9.5mm	—	15-2567
KZ1100D1 / D2 Spectre	82-83	38x50x8/9.5mm	—	15-2567
KZ1100L1 LTD	1983	38x50x8/9.5mm	—	15-2567
ZN1100B1 / B2 LTD	84-85	38x50x8/9.5mm	—	15-2567
ZR1100A1 / A2 / A3	92-94	43x55x9.5/10mm	—	15-5053
ZR1100C3 / C4 ZRX1100	99-00	43x55x9.5/10mm	15-5523	15-5053
ZX1100A1 / A2 GPz	83-84	37x49x8/9.5mm	15-6124	15-2562
ZX1100C Ninja ZX-11	90-93	43x55x9.5/10mm	—	15-5053
ZX1100D Ninja ZX-11	93-01	43x55x9.5/10mm	—	15-5053
ZX1100E1 / E2 / E3 GPz	95-97	41x53x8/9.5mm	15-5085	15-5083
ZX1100F1 GPz (ABS)	1996	41x53x8/9.5mm	15-5085	15-5083
ZG1200 Voyager XII	86-03	41x54x11mm	15-5441	15-5087
ZR1200A ZRX1200	01-05	43x55x9.5/10mm	15-5523	15-5053
ZX1200 Ninja ZX-12R	00-05	43x55x9.5/10mm	15-5523	15-5053



**K&L GENUINE**

**K&L FORK DAMPER ROD BLEED TOOL SET**

This tool threads on to damper rod and allows better control of bleeding. Works on most Japanese applications.

**35-8703** K&L Fork Damper Rod Bleed Tool Set

Includes 3 adapters: 9 x 1.0mm, 10 x 1.0mm, and 12 x 1.25mm

SHOP EQUIP & TOOLS

HARD PARTS

CARB & FUEL

IGNITION/ELECTRICAL

CONTROL

SUSPENSION

ACCESSORIES

# FORK SEALS & FORK SEAL WIPER KITS

## K&L FORK SEALS & FORK SEAL/WIPER KITS

K&L Fork Seals are the highest quality available and are exact replacements for most applications. (NOK/ARS/MCI) Made in Japan. Fork Seals sold in pairs. Fork Seal/Wiper kits sold in four piece sets: two fork seals and two fork wipers (dust seals).



### KAWASAKI Street Application

Application	Year	Fork Seal Dimensions	Fork/Dust Seal Kit	Fork Seals
ZX1200C ZZR1200	02-05	43x55x9.5/10mm	15-5523	15-5053
KZ1300 6 Cylinder	79-82	41x53x8/9.5mm	—	15-5083
ZN1300A Voyager	83-87	41x53x8/9.5mm	—	15-5083
ZG1400 Concours 14	08-14	43x55x9.5/10mm	15-5523	15-5053
ZX1400 Ninja ZX-14R	06-14	43x55x9.5/10mm	15-5523	15-5053
VN1500 Vulcan	87-08	41x54x11mm	15-5441	15-5087
VN1500P Mean Streak	02-03	43x54x11mm	—	15-5084
VN1600A Vulcan	03-06	43x55x9.5/10mm	15-5523	15-5053
VN1600B Mean Streak	06-08	43x54x11mm	15-4973	15-5084
VN1600B1, B2 Mean Street	04-05	40x52x8/9.5mm	—	15-2598
VN1600 Vulcan	06-08	43x54x11mm	15-4973	15-5084
VN2000A Vulcan	04-10	49x60x10mm	15-5092	15-6297

### KAWASAKI ATV

KXT250A1 Tecate	1984	36x48x10.5mm	—	15-1411
KXT250A2 Tecate	1985	36x48x10.5mm	—	15-1411
KXT250B1/B2 Tecate	86-87	41x53x10.5mm	—	15-2563

### KAWASAKI Dual Sport/Offroad

KX60A1/A2	83-84	30x42x11mm	—	15-5062
KX60B1~B19	85-03	30x42x11mm	—	15-5062
KX65A1~A7	00-12	33x46x11mm	—	15-5063
KD80/A2	75-76	27x39x10.5mm	—	15-1410
KD80M1~M8	80-87	27x39x10.5mm	—	15-1410
KD80N1/N2/N3	88-90	27x39x10.5mm	—	15-1410
KDX80A1/A2/B2/B3	80-83	30x42x11mm	—	15-5062
KDX80C1~C5	84-88	30x42x11mm	—	15-5062
KX80A1/A2/C1	79-81	30x42x11mm	—	15-5062
KX80C2	1982	31x43x10mm	—	15-1428
KX80E1	1983	33x46x10.5mm	15-1431	15-1437
KX80G1/G2	86-87	35x48x10.5mm	—	15-1422
KX80J2 Big Wheel	1987	35x48x10.5mm	—	15-1422
KX80L1/L2/L3	88-90	35x48x10.5mm	—	15-1422
KX80N Big Wheel	88-90	35x48x10.5mm	—	15-1422
KX80R1	1991	35x48x10.5mm	—	15-1422
KX80R2~R7	92-97	38x50x10.5mm	—	15-1421
KX80T1 Big Wheel	1991	35x48x10.5mm	—	15-1422
KX80T2/T3/T4	92-94	36x48x8/9.5mm	15-5075	15-2569
KX80W1/W2/W3	98-00	36x48x8/9.5mm	15-5075	15-2569
KX85A	01-12	36x48x8/9.5mm	15-5075	15-2569
G3TR90	69-70	27x39x10.5mm	—	15-1410
MC1/MC1A/MC1B-90	73-75	27x39x10.5mm	—	15-1410
G3TRA100	1971	27x39x10.5mm	—	15-1410
G31M/G31MA-100	70-71	30x40.5x10.5mm	—	15-1444
G4TR/A-100 Trail Boss	70-71	30x40.5x10.5mm	—	15-1444
G4TRB/C/D/E-100	72-75	30x40.5x10.5mm	—	15-1444
G5/G5A-100	72-73	30x40.5x10.5mm	—	15-1444
G5B/G5C-100	74-75	30x40.5x10.5mm	—	15-1444
KD100M1/M2/M3/M4	76-79	27x39x10.5mm	—	15-1410
KE100A5~A10	76-81	30x40.5x10.5mm	—	15-1444
KE100B1~B20	82-01	30x40.5x10.5mm	—	15-1444

### KAWASAKI Dual Sport/Offroad Application

Application	Year	Fork Seal Dimensions	Fork/Dust Seal Kit	Fork Seals
KM100A1~A7	76-81	27x39x10.5mm	—	15-1410
KV100A7	1976	30x40.5x10.5mm	—	15-1444
KX100	95-12	36x48x8/9.5mm	15-5075	15-2569
KLX110	02-12	30x42x11mm	—	15-5062
C2SS120/C2TR-120	67-68	27x39x10.5mm	—	15-1410
C2SS120/C2TR-120	1969	30x40.5x10.5mm	—	15-1444
F6/A/B-125	71-73	30x40.5x10.5mm	—	15-1444
KE125A9/A10	82-83	31x43x10mm	—	15-1428
KX125A4/A5	78-79	36x48x10.5mm	—	15-1411
KX125A6/A7	80-81	38x50x10.5mm	—	15-1421
KX125B1	1982	38x50x8/9.5mm	—	15-2563
KX125	83-87	38x50x8/9.5mm	—	15-2567
KX125F1	1988	43x55x9.5/10	—	15-2567
KX125G1	1989	46x58x10.5/11	15-1432	—
KX125H1	1990	41x53x8/9.5mm	15-5074	15-5083
KX125	91-95	43x55x9.5/10	15-5067	15-5053
KX125	96-01	46x58x9.5/11mm	15-5086	15-5095
KX125	02-05	48x58x11mm	15-3621	15-5488
KLX140	08-12	33x46x11mm	—	15-5063
F3-175 Bushwhacker	68-70	30x40.5x10.5mm	—	15-1444
F7 175 Enduro	71-75	30x40.5x10.5mm	—	15-1444
KDX175A1/A2/A3	80-82	36x48x10.5mm	—	15-1411
KE175D2/D3/D4/D5	80-83	35x48x11mm	—	15-1439
KDX200A1/A2/A3	83-85	38x50x10.5mm	—	15-1421
KDX200C1/C2/C3	86-88	43x55x10.5mm	—	15-2564
KDX200E1/E2/E3/E4	89-92	43x55x10.5mm	—	15-2564
KDX200E5/E6	93-94	41x53x8/9.5mm	15-5074	15-5083
KDX200H	95-06	43x55x9.5/10	—	15-5053
KDX220A4~A12	97-05	43x55x9.5/10	—	15-5053
F4-250	68-70	34x46x10.5mm	—	15-1420
F8/F8A250	71-72	34x46x10.5mm	—	15-1420
F11/A/B250	73-75	34x46x10.5mm	—	15-1420
F11M250	1973	35x48x10.5mm	—	15-1422
KDX250	80-84	38x50x10.5mm	—	15-1421
KDX250D	91-94	43x55x9.5/10	15-5067	15-5053
KE250B1/B2/B3	77-79	35x48x10.5mm	—	15-1422
KL250A1/A2	78-79	35x48x10.5mm	—	15-1422
KL250 A3/A3/A3/C1/C2	80-84	36x48x10.5mm	—	15-1411
KL250 D2/D21 KLR	85-04	36x48x10.5mm	—	15-1411
KLX250A1/A2	79-80	36x48x10.5mm	—	15-1411
KLX250D2/D3/D4	94-96	43x55x9.5/10	15-5067	15-5053
KLX250S	06-14	43x55x9.5/10	15-5067	15-5053
KLX250SF	09-10	43x55x9.5/10	15-5067	15-5053
KT250A/A2 Trials	75-76	34x46x10.5mm	—	15-1420
KX250	74-78	36x48x10.5mm	—	15-1411
KX250A5/A6/A7	79-81	38x50x10.5mm	—	15-1421
KX250B1	1982	38x50x8/9.5mm	—	15-2567
KX250	83-87	38x50x8/9.5mm	—	15-2567
KX250F1	1988	43x55x9.5/10	—	15-5053
KX250G1	1989	46x58x10.5/11	15-1432	—
KX250H1	1990	41x53x8/9.5mm	15-5074	15-5083
KX250	91-95	43x55x9.5/11mm	15-5067	15-5053
KX250K3~K5,L1~L3	96-01	46x58x9.5/11mm	15-5086	15-5095
KX250L4/M1/M2/M3	02-07	48x58x11mm	15-3621	15-5488
KX250N/R (4-stroke)	04-05	48x58x11mm	15-3621	15-5488
KX250T/W (4-stroke)	06-12	47x58x10mm	15-5453	15-6298
KLX300A	97-07	43x55x9.5/10	15-5067	15-5053
F5/F5A 350 Bighorn	70-71	34x46x10.5mm	—	15-1420
F9/A/B/C350	72-75	34x46x10.5mm	—	15-1420
KDX400 A1/A2	79-80	38x50x10.5mm	—	15-1421
KLX400R	2003	49x60x10mm	15-5092	15-6297
KX400	1975	35x48x10.5mm	—	15-1422
KX400A2	1976	36x48x10.5mm	—	15-1411
KDX420B1	1981	38x50x10.5mm	—	15-1421
KX420A1/A2	80-81	38x50x10.5mm	—	15-1421
KDX450 A1	1982	38x50x10.5mm	—	15-1421
F12MX450	1973	34x46x10.5mm	—	15-1420
KLX450R	08-09	48x58x11mm	15-3621	15-5488
KX450	1974	34x46x10.5mm	—	15-1420

SHOP EQUIP & TOOLS

HARD PARTS

CARB & FUEL

IGNITION/ELECTRICAL

CONTROL

SUSPENSION

ACCESSORIES

# FORK SEALS & FORK SEAL WIPER KITS

<b>KAWASAKI Dual Sport/Offroad</b>				
Application	Year	Fork Seal Dimensions	Fork/Dust Seal Kit	Fork Seals
KX450F (4-stroke)	06-12	48x58x11mm	<b>15-3621</b>	<b>15-5488</b>
KX500A	83-87	38x50x8/9.5mm	—	<b>15-2567</b>
KX500D1	1988	43x55x9.5/10mm	—	<b>15-5053</b>
KX500E1	1989	46x58x10.5/11mm	<b>15-1432</b>	—
KX500E2	1990	41x53x8/9.5mm	<b>15-5074</b>	<b>15-5083</b>
KX500E3-E8	91-96	43x55x9.5/10mm	<b>15-5067</b>	<b>15-5053</b>
KX500E9-E16	97-04	46x58x9.5/10mm	<b>15-5086</b>	<b>15-5095</b>
KL600 KLR600	84-86	38x50x10.5mm	—	<b>15-1421</b>
KL650 KLR650	87-07	38x50x10.5mm	—	<b>15-1421</b>
KL650 KLR 650	08-12	41x53x8/9.5mm	<b>15-5074</b>	<b>15-5083</b>
KLX650 KLX650R	93-95	43x55x9.5/10mm	<b>15-5067</b>	<b>15-5053</b>
KLX650C Dual Sport	93-96	43x55x9.5/10mm	<b>15-5067</b>	<b>15-5053</b>
KLX650D1 KLX650R	1996	43x55x9.5/10mm	<b>15-5067</b>	<b>15-5053</b>

<b>SUZUKI Street</b>				
Application	Year	Fork Seal Dimensions	Fork/Dust Seal Kit	Fork Seals
GT185K/L Adventurer	73-74	30x40.5x10.5mm	—	<b>15-1444</b>
T200/TC200	1969	30x40.5x10.5mm	—	<b>15-1444</b>
GN250	82-88	33x46x11mm	<b>15-1431</b>	<b>15-5063</b>
GS250TT/TX	80-81	33x46x11mm	<b>15-1431</b>	<b>15-5063</b>
GT250K/L Hustler	73-74	33x46x11mm	—	<b>15-5063</b>
GT250M/A/B Hustler	75-77	33x46x11mm	<b>15-1431</b>	<b>15-5063</b>
GZ250	99-09	37x50x11mm	—	<b>15-2561</b>
T250 (Model T20)	1969	34x46x10.5mm	—	<b>15-1420</b>
T250II/R/J	70-72	34x46x10.5mm	—	<b>15-1420</b>
TC250	1969	34x46x10.5mm	—	<b>15-1420</b>
GS300LZ/LD	82-83	33x46x11mm	<b>15-1431</b>	<b>15-5063</b>
GS300LF	1985	33x46x11mm	<b>15-1431</b>	<b>15-5063</b>
T305	1969	34x46x10.5mm	—	<b>15-1420</b>
T350II/R/J	70-72	34x46x10.5mm	—	<b>15-1420</b>
GT380J/K Sebring	72-73	33x46x11mm	—	<b>15-5063</b>
GT380 Sebring	74-77	33x46x11mm	<b>15-1431</b>	<b>15-5063</b>
GN400T	80-82	35x48x11mm	—	<b>15-1439</b>
GS400B/XB/C/XC	77-78	33x46x11mm	<b>15-1431</b>	<b>15-5063</b>
GS400M/N/P Bandit	91-93	41x53x8/9.5mm	<b>15-5085</b>	<b>15-5083</b>
GS425N/EN/LN	1979	33x46x11mm	<b>15-1431</b>	<b>15-5063</b>
GS450ET/EX/EZ/ED	80-83	33x46x11mm	<b>15-1431</b>	<b>15-5063</b>
GS450G Automatic	82-83	33x46x11mm	<b>15-1431</b>	<b>15-5063</b>
GS450GAF Automatic	1985	33x46x11mm	<b>15-1431</b>	<b>15-5063</b>
GS450LT/LX/LZ	80-82	33x46x11mm	<b>15-1431</b>	<b>15-5063</b>
GS450LD	1983	35x48x11mm	—	<b>15-1439</b>
GS450LF/LG/LH/LJ	85-88	35x48x11mm	—	<b>15-1439</b>
GS450ST/SX	80-81	33x46x11mm	<b>15-1431</b>	<b>15-5063</b>
GS450TX/TZ	81-82	33x46x11mm	<b>15-1431</b>	<b>15-5063</b>
GS450TXZ/TXD	82-83	33x46x11mm	<b>15-1431</b>	<b>15-5063</b>
GS500E	89-00	37x49x8/9.5mm	<b>15-6124</b>	<b>15-2562</b>
GT500A/B Titan	76-77	35x48x11mm	—	<b>15-1439</b>
RE5/RE5MA Rotary	75-76	35x48x11mm	—	<b>15-1439</b>
T500 1/II/III Titan	68-75	34x46x10.5mm	—	<b>15-1420</b>
GS550B/C/EC	77-78	35x48x11mm	—	<b>15-1439</b>
GS550N/EN/ET	79-80	35x48x11mm	—	<b>15-1439</b>
GS550ED/ESD/EF	83-85	37x49x8/9.5mm	—	<b>15-2562</b>
GS550ESF/ESG	85-86	37x49x8/9.5mm	—	<b>15-2562</b>
GS550LN/LT/LX/LZ	79-82	35x48x11mm	—	<b>15-1439</b>
GS550LD/LF	83, 85	37x50x11mm	—	<b>15-2561</b>
GS550LG	1986	35x48x11mm	—	<b>15-1439</b>
GS550MZ	1982	35x48x11mm	—	<b>15-1439</b>
GS550TX	1981	35x48x11mm	—	<b>15-1439</b>
GT550J-B Indy	72-77	35x48x11mm	—	<b>15-1439</b>
GSF600S Bandit	96-98	41x53x8/9.5mm	<b>15-5085</b>	<b>15-5083</b>
GSF600S Bandit	99-05	41x53x8/10.5mm	<b>15-5078</b>	<b>15-5079</b>
GSX600F Katana	88-96	41x54x11mm	<b>15-5500</b>	<b>15-5087</b>
GSX600F Katana	97-06	41x54x11mm	<b>15-5441</b>	<b>15-5087</b>
GSX-R600WN/WP	92-93	41x54x11mm	<b>15-5500</b>	<b>15-5087</b>
GSX-R600	97-01	45x57x11mm	<b>15-2601</b>	<b>15-5081</b>

<b>SUZUKI Street</b>				
Application	Year	Fork Seal Dimensions	Fork/Dust Seal Kit	Fork Seals
GSX-R600K2/K3	02-03	45x57x11mm	<b>15-2601</b>	<b>15-5081</b>
GSX-R600K4/K5	04-05	43x54x11mm	<b>15-4973</b>	<b>15-5084</b>
GSX-R600	06-13	41x54x11mm	<b>15-5441</b>	<b>15-5087</b>
RF600RR/RS/RT	94-96	41x54x11mm	<b>15-5500</b>	<b>15-5087</b>
DL650 V-Strom	04-11	43x54x11mm	<b>15-4973</b>	<b>15-5084</b>
DR650SL/SM/SN/SP	90-93	41x53x8/9.5mm	—	<b>15-5083</b>
DR650SER/SES	94-95	41x53x8/9.5mm	—	<b>15-5083</b>
DR650SE	96-12	43x55x10.5mm	—	<b>15-2564</b>
GR650D/XD Tempter	1983	35x48x11mm	—	<b>15-1439</b>
GS650EX/EZ	81-82	35x48x11mm	—	<b>15-1439</b>
GS650G	81-83	35x48x11mm	—	<b>15-1439</b>
GS650MD Katana	1983	37x50x11mm	—	<b>15-2561</b>
GSX-650F	08-09	41x54x11mm	—	<b>15-5087</b>
LS650 Savage	86-88	38x50x8/9.5mm	—	<b>15-2567</b>
LS650 Savage	95-04	38x50x8/9.5mm	—	<b>15-2567</b>
S40 Boulevard 650cc	05-14	38x50x8/9.5mm	—	<b>15-2567</b>
SV650	99-02	41x53x8/9.5mm	<b>15-5076</b>	<b>15-5083</b>
SV650	03-09	41x54x11mm	<b>15-5441</b>	<b>15-5087</b>
XN85D Turbo	1983	37x50x11mm	—	<b>15-2561</b>
GS700EF/ESF	1985	37x50x11mm	—	<b>15-2561</b>
VS700G Intruder	86-87	37x50x11mm	—	<b>15-2561</b>
GS750B/C/EC/N	77-78	35x48x11mm	—	<b>15-1439</b>
GS750EN/ET/EX/EZ	79-82	35x48x11mm	—	<b>15-1439</b>
GS750ED/ESD	1983	37x50x11mm	—	<b>15-2561</b>
GS750LN	1979	37x50x11mm	—	<b>15-2561</b>
GS750LT/LX	80-81	35x48x11mm	—	<b>15-1439</b>
GS750TZ/TD	82-83	35x48x11mm	—	<b>15-1439</b>
GS750SD Katana	1983	37x49x8/9.5mm	—	<b>15-2562</b>
GSX750F Katana	89-96	41x54x11mm	<b>15-5500</b>	<b>15-5087</b>
GSX750F Katana	97-04	41x54x11mm	<b>15-5441</b>	<b>15-5087</b>
GSX-R750	06-13	41x54x11mm	<b>15-5441</b>	<b>15-5087</b>
GSX-R750G/H/RG	86-87	41x53x8/9.5mm	—	<b>15-5083</b>
GSX-R750J/K/L	88-90	43x54x11mm	<b>15-5431</b>	<b>15-5084</b>
GSX-R750M/N	91-92	41x54x11mm	<b>15-5500</b>	<b>15-5087</b>
GSX-R750WP	1993	41x54x11mm	<b>15-5500</b>	<b>15-5087</b>
GSX-R750WR/WS	94-95	43x54x11mm	<b>15-5431</b>	<b>15-5084</b>
GSX-R750T/V/W/X/Y	96-00	43x54x11mm	<b>15-5431</b>	<b>15-5084</b>
GSX-R750K1/K2/K3	01-03	43x54x11mm	<b>15-5431</b>	<b>15-5084</b>
GSX-R750K4/K5	04-05	43x54x11mm	<b>15-4973</b>	<b>15-5084</b>
GSX-R750K6-K8, L1-L3	06-13	41x54x11mm	<b>15-5441</b>	<b>15-5087</b>
GT750J-B Lemans	72-77	35x48x11mm	—	<b>15-1439</b>
VS750G Intruder	88-91	39x52x11mm	—	<b>15-5088</b>
VS800GL Intruder	92-05	39x52x11mm	—	<b>15-5088</b>
VL800	01-06	41x54x11mm	<b>15-5441</b>	<b>15-5087</b>
VX800L/M/N/P	90-93	41x53x8/9.5mm	<b>15-5085</b>	<b>15-5083</b>
VZ800 Marauder	97-04	41x53x8/9.5mm	<b>15-5085</b>	<b>15-5083</b>
M50 Boulevard 800cc	05-07	41x53x8/9.5mm	<b>15-5085</b>	<b>15-5083</b>
GS850G	79-83	37x49x8/9.5mm	—	<b>15-2562</b>
RF900R	94-97	43x54x11mm	<b>15-5431</b>	<b>15-5084</b>
DL1000 V-Strom	02-12	43x54x11mm	<b>15-5431</b>	<b>15-5084</b>
GS1000C/N	78-79	37x49x8/9.5mm	—	<b>15-2562</b>
GS1000EC/EN/ET	78-80	37x49x8/9.5mm	—	<b>15-2562</b>
GS1000GT/GX	80-81	37x49x8/9.5mm	—	<b>15-2562</b>
GS1000GLT/GLX	80-81	37x49x8/9.5mm	—	<b>15-2562</b>
GS1000LN	1979	37x49x8/9.5mm	—	<b>15-2562</b>
GS1000SN/ST	79-80	37x49x8/9.5mm	—	<b>15-2562</b>
GS1000SZ	1982	37x49x8/9.5mm	—	<b>15-2562</b>
GSX-R1000	01-08	43x55x9.5/10mm	<b>15-5523</b>	<b>15-5053</b>
GSX-R1000	09-13	43x54x11mm	<b>15-4973</b>	<b>15-5084</b>
SV1000K3/K4	03-04	46x58x10.5mm	<b>15-6012</b>	<b>15-5089</b>
SV1000SK3-SK7	03-07	46x58x10.5mm	<b>15-6012</b>	<b>15-5089</b>
TL1000S	97-01	43x55x9.5/10mm	<b>15-5462</b>	<b>15-5053</b>
TL1000RW~RK2	98-03	43x55x9.5/10mm	<b>15-5523</b>	<b>15-5053</b>

SHOP EQUIP & TOOLS

HARD PARTS

CARB & FUEL

IGNITION/ELECTRICAL

CONTROL

SUSPENSION

ACCESSORIES

**Toll Free: 800-727-6767 [www.klsupply.com](http://www.klsupply.com)**

# FORK SEALS & FORK SEAL WIPER KITS

SHOP EQUIP & TOOLS

HARD PARTS

CARB & FUEL

IGNITION/ELECTRICAL

CONTROL

SUSPENSION

ACCESSORIES

SUZUKI Street Application				
Year	Fork Seal Dimensions	Fork/Dust Seal Kit	Fork Seals	
GS1100ET/EX/EZ	80-82	37x49x8/9.5mm	15-2562	
GS1100ED/ESD	1983	37x49x8/9.5mm	15-2562	
GS1100GZ/GD	82-83	37x49x8/9.5mm	15-2562	
GS1100GLZ/GLD	82-83	37x49x8/9.5mm	15-2562	
GS1100GKZ/GK2	1982	43x55x9.5/10mm	15-5053	
GS1100GKD/GKE	83-84	43x55x9.5/10mm	15-5053	
GS1100LT	1980	37x49x8/9.5mm	15-2562	
GS1100SD Katana	1983	37x49x8/9.5mm	15-2562	
GSX1100G Shaft	91-93	43x55x9.5/10mm	15-5053	
GSX1100FJ-FP Katana	88-93	41x54x11mm	15-5500	15-5087
GSX-R1100G/H/J	86-88	41x53x8/9.5mm	15-5083	
GSX-R1100K/L	89-90	43x55x9.5/10mm	15-5053	
GSX-R1100M/N	91-92	41x53x8/9.5mm	15-5085	15-5083
GSX-R1100WP/WR	93-94	41x53x8/9.5mm	15-5085	15-5083
GSX-R1100W	95-98	43x55x9.5/10mm	15-5462	15-5053
GS1150E, All	83-86	37x49x8/9.5mm	15-2562	
GSF1200S	97-00	43x54x11mm	15-5431	15-5084
GSF1200SAV	1997	43x54x11mm	15-5431	15-5084
GSF1200 Bandit	01-05	43x54x11mm	15-5431	15-5084
GV1200G Madura	85-86	41x53x8/9.5mm	15-5083	
GSF1250S/SA	07-09	43x54x11mm	15-4973	15-5084
GSX1250FA	2011	43x54x11mm	15-4973	15-5084
GSX1300R Hayabusa	99-14	43x55x9.5/10mm	15-5523	15-5053
GSX1300BK B-King	2008	43x55x9.5/10mm	15-5053	
GV1400G Cavalcade	85-89	43x55x9.5/10mm	15-5053	
VS1400G Intruder	87-09	41x54x11mm	15-5500	15-5087
S83 Boulevard1400cc	05-07	41x54x11mm	15-5500	15-5087
VL1500 Intruder LC	98-04	41x54x11mm	15-5500	15-5087
VL1500 C90 Boulevard	05-06	41x54x11mm	15-5500	15-5087
VZ1600 Maurauder	2004	43x54x11mm	15-5084	
M109 Boulevard	06-09	46x58x10.5mm	15-5089	

SUZUKI Dual Sport/Offroad				
Year	Fork Seal Dimensions	Fork/Dust Seal Kit	Fork Seals	
OR50N/T	79-80	26x37x10.5mm	15-1413	
RM50C/N/T	78-80	26x37x10.5mm	15-1413	
RM60N/T/X/Z/D	79-83	26x37x10.5mm	15-1413	
RM60K3/K4	03-04	30x42x11mm	15-5062	
RM65K3/K4/K5	03-05	33x46x11mm	15-5063	
TM75L/M/A	74-76	27x39x10.5mm	15-1410	
TS75M/A/B	75-77	27x39x10.5mm	15-1410	
DS80C/N/T/X/Z/D	78-83	26x37x10.5mm	15-1413	
DS80F-X	85-99	26x37x10.5mm	15-1413	
RM80B/C	77-78	27x39x10.5mm	15-1410	
RM80G/H/J	86-88	33x46x10.5mm	15-1437	
RM80K-K1	89-01	35x48x11mm	15-5440	15-1439
RM85K2-K7	02-07	37x50x11mm	15-6348	15-2561
RM85LK2-LK7	02-07	37x50x11mm	15-6348	15-2561
RV90L/M/A/B Rover	74-77	27x39x10.5mm	15-1410	
TC/TS90J	1972	30x40.5x10.5mm	15-1444	
DS100C/N/T/X	78-81	27x39x10.5mm	15-1410	
RM100A/B	76-77	30x40.5x10.5mm	15-1444	
RM100N/T/X	79-81	35x48x11mm	15-1439	
TC/TS100K-A	73-77	30x40.5x10.5mm	15-1444	
TM100L/M	74-75	30x40.5x10.5mm	15-1444	
TS100C/N	78-79	27x39x10.5mm	15-1410	
DR-Z110K3/K4/K5	03-05	30x42x11mm	15-5062	
DR-Z110LK3/LK4/LK5	03-05	30x42x11mm	15-5062	
DR125G/H/J	86-88	35x48x11mm	15-1439	
DR125SER-SEV	94-97	35x48x11mm	15-1439	
RM125M/A	75-76	35x48x11mm	15-1439	
RM125B/C	77-78	36x48x8/9.5mm	15-2569	
RM125N/T/X/Z/D	79-83	38x50x10.5mm	15-1421	
RM125E/F/G/H	84-88	43x55x10.5mm	15-2564	
RM125J	1988	43x55x9.5/10mm	15-5053	
RM125K	1989	46x58x10.5/11mm	15-1432	
RM125L	1990	41x53x8/9.5mm	15-5074	15-5083
RM125M/N/P/R/S	91-95	45x57x11mm	15-2601	15-5081

SUZUKI Dual Sport/Offroad Application				
Year	Fork Seal Dimensions	Fork/Dust Seal Kit	Fork Seals	
RM125T/V/W/X/Y	96-00	49x60x10mm	15-5092	15-6297
RM125K1-K7	01-08	47x58x10mm	15-5453	15-6298
SP125G/H/J	86-88	35x48x11mm	15-1439	
TC125J/K/L/M/A/B	72-77	30x40.5x10.5mm	15-1444	
TM125K/L/M	73-75	30x40.5x10.5mm	15-1444	
TS125R-B Duster	71-77	30x40.5x10.5mm	15-1444	
PE175C/N/T/X	78-81	36x48x8/9.5mm	15-2569	
PE175Z/D/E	82-84	38x50x10.5mm	15-1421	
RS175T/X/Z	80-82	36x48x8/9.5mm	15-2569	
DS185C	1978	30x40.5x10.5mm	15-1444	
TC185L/M/A/B	74-77	30x40.5x10.5mm	15-1444	
TS185R-A Sierra	71-76	30x40.5x10.5mm	15-1444	
TS185B/C	77-78	30x40.5x10.5mm	15-1444	
DR200G/H/J	86-88	35x48x11mm	15-1439	
DR200SE Dual Sport	96-09	35x48x11mm	15-1439	
SP200G/H/J	86-88	35x48x11mm	15-1439	
DR250Z/D/F	82-85	36x48x8/9.5mm	15-2569	
DR250 Offroad	90-93	43x54x11mm	15-5055	15-5084
DR250SE Dual Sport	90-95	43x54x11mm	15-5055	15-5084
DR-Z250K1-K7	01-07	43x54x11mm	15-5055	15-5084
DS250T	1980	36x48x8/9.5mm	15-2569	
PE250B/C/N/T/X	77-81	36x48x8/9.5mm	15-2569	
RL250L/M Trials	74-75	35x48x11mm	15-1439	
RM250A/B/C/C2	76-78	36x48x8/9.5mm	15-2569	
RM250N/T/X/Z	79-82	38x50x10.5mm	15-1421	
RM250D/E/F/G/H	83-87	43x55x10.5mm	15-2564	
RM250J	1988	43x55x9.5/10mm	15-5053	
RM250K/L	89-90	41x53x8/9.5mm	15-5074	15-5083
RM250M/N/P/R/S	91-95	45x57x11mm	15-2601	15-5081
RM250T/V/W/X/Y	96-00	49x60x10mm	15-5092	15-6297
RM250K1-K3	01-03	46x58x9.5/11mm	15-5086	15-5095
RM-Z250 4-Stroke	04-06	48x58x11mm	15-3621	15-5488
RM250K4-K8	04-08	47x58x10mm	15-5453	15-6298
RM-Z250 4-Stroke	07-12	47x58x10mm	15-5453	15-6298
RMX250K/L	89-90	41x53x8/9.5mm	15-5074	15-5083
RMX250M-W	91-98	45x57x11mm	15-2601	15-5081
RS250T/X	80-81	36x48x8/9.5mm	15-2569	
SP250Z/D/F	82-85	35x48x11mm	15-1439	
TM250J/K	72-73	34x46x10.5mm	15-1420	
TM250L/M	74-75	35x48x11mm	15-1439	
TS250I Savage	1969	35x48x10.5mm	15-1422	
TS250II Savage	1970	34x46x10.5mm	15-1420	
TS250R/J/K/L/M/A	71-76	34x46x10.5mm	15-1420	
TS250B/C/N	77-79	35x48x11mm	15-1439	
TS250T/X	80-81	36x48x8/9.5mm	15-2569	
DR350L-X Offroad	90-99	43x54x11mm	15-5055	15-5084
DR350S Dual Sport	90-99	43x54x11mm	15-5055	15-5084
DR/SP370C/N	78-79	36x48x8/9.5mm	15-2569	
RM370A/B	76-77	36x48x8/9.5mm	15-2569	
DR400T	1980	36x48x8/9.5mm	15-2569	
DR-Z400E	00-11	49x60x10mm	15-5092	15-6297
DR-Z400S	00-12	49x60x10mm	15-5092	15-6297
DR-Z400SM	05-09	47x58x10mm	15-6298	
PE400T/X	80-81	36x48x8/9.5mm	15-2569	
RM400C	1978	36x48x8/9.5mm	15-2569	
RM400N/T	79-80	38x50x10.5mm	15-1421	
SP400T	1980	36x48x8/9.5mm	15-2569	
TM400R/J Cyclone	71-72	34x46x10.5mm	15-1420	
TM400K/L/M	73-75	35x48x11mm	15-1439	
TS400J-B Apache	71-77	34x46x10.5mm	15-1420	
RM-Z450 4-Stroke	06-12	47x58x10mm	15-5453	15-6298
RM465X/Z	81-82	43x55x10.5mm	15-2564	
DR500X/Z/D	81-83	36x48x8/9.5mm	15-2569	
RM500D/E	83-84	43x55x10.5mm	15-2564	
SP500X/Z/D	81-83	36x48x8/9.5mm	15-2569	
DR650S Dual Sport	90-95	41x53x8/9.5mm	15-5083	
DR650SE Dual Sport	96-12	43x55x10.5mm	15-2564	



# FORK SEALS & FORK SEAL WIPER KITS

<b>TRIUMPH Application</b>	<b>Year</b>	<b>Fork Seal Dimensions</b>	<b>Fork Seals</b>
Daytona 750	93-98	43x55x10.5mm	15-2564
Trident 750	91-97	43x55x10.5mm	15-2564
Adventure 900	95-99	43x55x10.5mm	15-2564
Daytona 900	93-98	43x55x10.5mm	15-2564
Daytona 900 SP3	94-98	43x55x10.5mm	15-2564
Speed Triple 900	94-96	43x55x10.5mm	15-2564
Speed Triple T509 (900cc)	97-00	43x55x10.5mm	15-2564
Sprint 900	92-98	43x55x10.5mm	15-2564
Thunderbird 900	95-98	43x55x10.5mm	15-2564
Tiger 900	93-98	43x55x10.5mm	15-2564
Trident 900	91-97	43x55x10.5mm	15-2564
Trophy 900	91-98	43x55x10.5mm	15-2564
Speed Triple 955	98-04	45x57x11mm	15-5081
Daytona 1200	93-98	43x55x10.5mm	15-2564
Trophy 1200	91-98	43x55x10.5mm	15-2564

<b>YAMAHA Street Application</b>	<b>Year</b>	<b>Fork Seal Dimensions</b>	<b>Fork/Dust Seal Kit</b>	<b>Fork Seals</b>
RX50K/L/MK Special	83-84	26x37x10.5mm	—	15-1413
YSR50T/U/W/A/B/D	87-92	27x39x10.5mm	—	15-1410
LB80PJ	1982	26x37x10.5mm	—	15-1413
HS1/HS1B 90	70-71	27x39x10.5mm	—	15-1410
LS2 100	1972	27x39x10.5mm	—	15-1410
RS100B/C	75-76	27x39x10.5mm	—	15-1410
CS3C/CS3B 200	70-71	30x40.5x10.5mm	—	15-1444
CS5 200	1972	30x40.5x10.5mm	—	15-1444
RD200A/B/C	74-76	30x40.5x10.5mm	—	15-1444
DS7 250	1972	34x46x10.5mm	—	15-1420
RD250/A/B	73-75	34x46x10.5mm	—	15-1420
TD3 250 (Roadrace)	1972	34x46x10.5mm	—	15-1420
R3 350	1969	34x46x10.5mm	—	15-1420
R5 350	70-72	34x46x10.5mm	—	15-1420
RD350/A/B	73-75	34x46x10.5mm	—	15-1420
RZ350L/N/NC/NCII	84-85	35x48x11mm	—	15-1439
TR3 350 (Roadrace)	1972	34x46x10.5mm	—	15-1420
TZ350 (Roadrace)	1973	34x46x10.5mm	—	15-1420
TZ350C/D/E	76-78	35x48x10.5mm	—	15-1422
XS360C/D/2D	76-77	33x46x10.5mm	—	15-1437
FZR400	88-90	38x50x8/9.5mm	15-5460	15-2567
RD400C/D/E	76-78	34x46x10.5mm	—	15-1420
RD400F	1979	35x48x10.5mm	—	15-1422
XS400D/E/F	77-79	33x46x10.5mm	—	15-1437
XS400E/2F	78-79	33x46x10.5mm	—	15-1437
XS400G/H Special	80-81	33x46x10.5mm	—	15-1437
XS400J/K Maxim	82-83	35x48x11mm	15-4975	15-1439
XS400R/J/RK Seca	82-83	35x48x11mm	15-4975	15-1439
XS400S Special	80-82	33x46x10.5mm	—	15-1437
YP400 Majesty	05-14	41x53x8/9.5mm	15-5085	15-5083
SR500E/F/G/H	78-81	35x48x10.5mm	—	15-1422
TX500/A	73-74	34x46x10.5mm	—	15-1420
XS500B	1975	34x46x10.5mm	—	15-1420
XS500C/D/E	76-78	35x48x11mm	—	15-1439
XV500K Virago	1983	36x48x8/9.5mm	—	15-2569
XV535 Virago	87-88	36x48x11mm	—	15-2566
XV535 Virago	1990	36x48x11mm	—	15-2566
XV535 Virago	93-00	36x48x11mm	—	15-2566
XJ550H/J/K Maxim	81-83	36x48x8/9.5mm	—	15-2569

<b>YAMAHA Street Application</b>	<b>Year</b>	<b>Fork Seal Dimensions</b>	<b>Fork/Dust Seal Kit</b>	<b>Fork Seals</b>
FJ600	84-85	36x48x8/9.5mm	—	15-2569
FZ600	86-88	36x48x8/9.5mm	—	15-2569
FZR600W/WC/AC/R	89-97	38x50x8/9.5mm	15-5460	15-2567
FZR600R	98-99	38x50x8/10.5mm	—	15-6275
SRX600S/SC	1986	36x48x8/9.5mm	—	15-2569
XJ600S Seca II	92-97	38x50x8/9.5mm	15-5460	15-2567
XJ600SK/SKC Seca II	1998	38x50x8/10.5mm	—	15-6275
YX600S Radian	86-90	36x48x8/9.5mm	—	15-2569
YZF600R	95-96	41x53x8/9.5mm	15-5085	15-5083
YZF600R/J/RJC	1997	41x53x8/9.5mm	15-5085	15-5083
YZF600RK	98-99	41x53x8/9.5mm	15-5076	15-5083
YZF600R	00-04	41x53x8/9.5mm	15-5085	15-5083
YZF600RT	2005	41x53x8/9.5mm	15-5085	15-5083
YZF-R6	99-04	43x55x9.5/10mm	15-5523	15-5053
YZF-R6	2005	41x53x8/9.5mm	—	15-5083
YZF-R6S	06-09	43x55x9.5/10mm	15-5523	15-5053
XJ650G/H/J/K Maxim	80-83	36x48x8/9.5mm	—	15-2569
XJ650LH/LJ	80-83	36x48x8/9.5mm	—	15-2569
XJ650LK Seca Turbo	1983	37x49x8/9.5mm	—	15-2562
XJ650RJ Seca	1982	36x48x8/9.5mm	—	15-2569
XS1/XS1B/XS2 650	70-72	34x46x10.5mm	—	15-1420
TX650/A	73-74	34x46x10.5mm	—	15-1420
XS650B/C	75-76	34x46x10.5mm	—	15-1420
XS650D/E/F/2F/G/H	77-81	35x48x10.5mm	—	15-1422
XS650SE~SK	78-83	35x48x10.5mm	—	15-1422
XVS650 V-Star	98-14	41x53x8/9.5mm	15-5076	15-5083
FZ700T/TC	1987	39x51x8/10mm	—	15-5091
XJ700N Maxim	85-86	38x50x8/9.5mm	15-5461	15-2567
XJ700XN	85-86	38x50x8/9.5mm	15-5461	15-2567
XV700 Virago	84-87	38x50x8/9.5mm	15-5461	15-2567
XV700SS/SSC Virago	1986	38x50x8/9.5mm	15-5461	15-2567
FZ750N/S/SC	85-86	39x51x8/10mm	—	15-5091
FZ750U/UC	1988	39x51x8/10mm	—	15-5091
FZR750RT/RU	87-88	41x53x8/9.5mm	—	15-5083
TX750/A	73-74	35x48x10.5mm	—	15-1422
TZ750A (Roadrace)	1974	35x48x10.5mm	—	15-1422
TZ750D (Roadrace)	1977	35x48x10.5mm	—	15-1422
XS750D	1977	35x48x11mm	—	15-1439
XS750D2/E/SE/F/SF	77-79	36x48x11mm	15-5069	15-2566
XJ750 Maxim, Midnight	82-83	36x48x8/9.5mm	—	15-2569
XJ750RH/RJ/RK Seca	81-83	36x48x11mm	15-6126	15-2566
XV750 Virago, All	81-83	36x48x8/9.5mm	—	15-2569
XV750 Virago	88-94	38x50x8/9.5mm	15-5461	15-2567
XV750 Virago	95-97	38x50x8/9.5mm	15-5460	15-2567
YZF750RF/RFC	1994	41x53x8/9.5mm	15-5085	15-5083
YZF750R	96-98	41x53x8/9.5mm	15-5085	15-5083
FZ8N	11-13	43x55x9.5/10mm	15-5523	15-5053
XS850G/H	80-81	36x48x11mm	15-5069	15-2566
XS850LG/LH/SG/SH	80-81	36x48x8/9.5mm	—	15-2569
FZ09	2014	41x53x8/9.5mm	15-5076	15-5083
XJ900RK Seca	1983	37x49x8/9.5mm	15-6124	15-2562
XV920J Virago	1982	36x48x11mm	15-6126	15-2566
XV920K/MK Virago	1983	36x48x8/9.5mm	—	15-2569
XV920RH/RJ	81-82	37x49x8/9.5mm	—	15-2562
XVS95 V-Star	09-14	41x53x8/9.5mm	15-5076	15-5083
XVS95 Bolt/R-Spec	2014	41x53x8/9.5mm	15-5076	15-5083
FZR1000T/TC/U/UC	87-88	41x53x8/9.5mm	15-5085	15-5083
FZR1000W/WC/A/AC	89-90	43x55x9.5/10	15-5462	15-5053
FZR1000B	91-93	41x53x8/9.5mm	15-5085	15-5083
FZR1000F/FC/G/GC	94-95	43x55x9.5/10	—	15-5053
FZS1000 FZ1	06-14	43x55x9.5/10	—	15-5053
XV1000L Virago	84-85	38x50x8/9.5mm	—	15-2567

SHOP EQUIP & TOOLS  
HARD PARTS  
CARB & FUEL  
IGNITION/ELECTRICAL  
CONTROL  
SUSPENSION  
ACCESSORIES

## SAG MASTER™ SAG TOOL

The Sag Master makes measuring "Race Sag" fast, easy, and accurate.



**35-8681** Sag Master™ SagTool

**Toll Free: 800-727-6767**

**www.klsupply.com**

# FORK SEALS & FORK SEAL WIPER KITS

SHOP EQUIP & TOOLS

<b>YAMAHA Street</b>				
Application	Year	Fork Seal Dimensions	Fork/Dust Seal Kit	Fork Seals
YZF1000RK/RKC	1998	41x53x8/9.5mm	15-5076	15-5083
YZF-R1	99-01	41x53x8/9.5mm	15-5076	15-5083
YZF-R1	02-08	43x55x9.5/10	15-5523	15-5053
FJ1100L/LC/N/NC	84-85	41x53x8/9.5mm	15-5085	15-5083
XS1100E/F/G/H	78-81	37x49x8/9.5mm	—	15-2562
XS1100S Special	79-81	37x48x10.5mm	—	15-5587
XV1100 Virago	86-88	38x50x8/9.5mm	—	15-2567
XV1100 Virago	89-94	38x50x8/9.5mm	15-5461	15-2567
XV1100S Virago	95-97	38x50x8/9.5mm	15-5460	15-2567
XV1100K	98-99	38x50x8/10.5	—	15-6275
XVS1100 V-Star, All	99-09	41x53x8/9.5mm	15-5076	15-5083
FJ1200, All	86-93	41x53x8/9.5mm	15-5085	15-5083
VMX12 V-Max	85-92	40x52x8/9.5mm	—	15-2598
VMX12V-Max	93-98	43x55x9.5/10	15-5462	15-5053
VMX12 V-Max	99-07	43x55x9.5/10	15-5523	15-5053
XVZ12 Venture, All	83-93	40x52x8/9.5mm	—	15-2598
XVS1300 V-Star, All	07-10	41x53x8/9.5mm	15-5076	15-5083
XVZ13 Royal Star, All	96-13	43x54x11mm	15-5431	15-5084
XV1600A Road Star, All	99-03	43x54x11mm	15-5431	15-5084
XV1700 Road Star, All	04-14	43x54x11mm	15-5431	15-5084
XV1700P Warrior	02-09	41x53x8/9.5mm	15-5076	15-5083
XV1900T Stratoliner, All	06-14	46x58x10.5mm	—	15-5089
XV1900V Roadliner, All	06-14	46x58x10.5mm	—	15-5089
XV19CX Raider, All	08-14	46x58x10.5mm	—	15-5089

HARD PARTS

CARB & FUEL

IGNITION/ELECTRICAL

CONTROL

SUSPENSION

ACCESSORIES

<b>YAMAHA ATV</b>				
Application	Year	Fork Seal Dimensions	Fork/Dust Seal Kit	Fork Seals
YTZ250N	1985	35x48x11mm	—	15-1439
YTZ250S	1986	39x52x11mm	—	15-5088

## MOTION PRO FORK OIL LEVEL GAUGE



35-1974

The perfect tool for the shop or home mechanic. This tool allows easy and accurate fork oil level measurement, adjustment and fine tuning.

**35-1974** Motion Pro Fork Oil Level Gauge

<b>YAMAHA Dual Sport/Offroad</b>				
Application	Year	Fork Seal Dimensions	Fork/Dust Seal Kit	Fork Seals
YZ50G	1980	26x37x10.5mm	—	15-1413
YZ60H/J/K	81-83	26x37x10.5mm	—	15-1413
BW80S/T/U/A	86-90	26x37x10.5mm	—	15-1413
MX80G/H/J	80-82	26x37x10.5mm	—	15-1413
PW80 Y-Zinger	83-03	26x37x10.5mm	—	15-1413
YZ80A/B/C/D/E	74-78	27x39x10.5mm	—	15-1410
YZ80E1~N1	93-01	36x48x8/9.5mm	15-5075	15-2569
YZ85P/R/S/T/V	02-06	36x48x8/9.5mm	15-5075	15-2569
HT1/HT1B/HT1BM90	70-71	27x39x10.5mm	—	15-1410
TT-R90M/MC-T/ET	00-05	26x37x10.5mm	—	15-1413
DT100A/B/C	74-76	30x40.5x10.5mm	—	15-1444
DT/MX100	72-83	27x39x10.5mm	—	15-1410
MX100A/B	74-75	30x40.5x10.5mm	—	15-1444
MX100F/G/H/J/K	79-83	27x39x10.5mm	—	15-1410
RT100A~M	90-00	27x39x10.5mm	—	15-1410
YZ100C/D	76-77	34x46x10.5mm	—	15-1420
YZ100G/H	80-81	35x48x10.5mm	—	15-1422
YZ100J/K	82-83	36x48x10.5mm	—	15-1411
AT1E125	1969	30x40.5x10.5mm	—	15-1444
AT-125	69-73	30x40.5x10.5mm	—	15-1444
DT125A/B/C	74-76	30x40.5x10.5mm	—	15-1444
IT125H	1981	35x48x10.5mm	—	15-1422
MX125A/B	74-75	30x40.5x10.5mm	—	15-1444
MX125C	1976	34x46x10.5mm	—	15-1420
TTR125	00-07	30x40.5x10.5mm	—	15-1444
YZ125A/B	74-75	30x40.5x10.5mm	—	15-1444

<b>YAMAHA Dual Sport/Offroad</b>				
Application	Year	Fork Seal Dimensions	Fork/Dust Seal Kit	Fork Seals
YZ125C	1976	34x46x10.5mm	—	15-1420
YZ125D/E/F/G	77-80	36x48x10.5mm	—	15-1411
YZ125H/J/K	81-83	38x50x8/9.5mm	—	15-2567
YZ125L/N	84-85	43x54x11mm	15-5055	15-5084
YZ125S/T	86-87	43x55x10.5mm	—	15-2564
YZ125U	1988	43x55x9.5/10mm	—	15-5053
YZ125W/A	89-90	41x53x8/9.5mm	15-5074	15-5083
YZ125B/D1/E1/F1/G1	91-95	43x55x9.5/10	15-5067	15-5053
YZ125H1~R1	96-03	46x58x9.5/11mm	15-5086	15-5095
YZ125S1/T1/SV	04-11	48x58x11mm	15-3621	15-5488
CT/DT-175	69-76	30x40.5x10.5mm	—	15-1444
IT175D/E/F/G/H	77-81	36x48x10.5mm	—	15-1411
IT175J/K	82-83	38x50x8/9.5mm	—	15-2567
MX175A/B	74-75	30x40.5x10.5mm	—	15-1444
TY175B/C	75-76	30x40.5x10.5mm	—	15-1444
IT200L/N/S	84-86	43x55x10.5mm	—	15-2564
WR200RD	1992	41x53x8/9.5mm	15-5074	15-5083
XT200J/K/KC	82-83	35x48x10.5mm	—	15-1422
TT225S/T	86-87	36x48x11mm	15-6126	15-2566
TT225L/LC/RM/RMC	00-01	36x48x11mm	15-6126	15-2566
TT-R225	01-04	36x48x11mm	15-6126	15-2566
XT225 Dual Sport	92-07	36x48x11mm	15-6126	15-2566
TTR230	06-12	36x48x11mm	15-6126	15-2566
DT1A/B/C/E/S-250	68-71	34x46x10.5mm	—	15-1420
DT2/DT3-250	72-73	34x46x10.5mm	—	15-1420
DT250A/B/C/D/E	74-78	34x46x10.5mm	—	15-1420
DT250F	1979	36x48x10.5mm	—	15-1411
DT1CMX-250	70-71	34x46x10.5mm	—	15-1420
DT1EMX-250/DT2MX250	70-72	34x46x10.5mm	—	15-1420
MX250/A/B	73-75	34x46x10.5mm	—	15-1420
IT250D/E/F/G	77-80	36x48x10.5mm	—	15-1411
IT250H/J	81-82	38x50x8/9.5mm	—	15-2567
IT250K	1983	43x55x10.5mm	—	15-2564
TT250G/H/J	80-82	36x48x10.5mm	—	15-1411
TT250RL	99-00	43x55x9.5/10mm	15-5067	15-5053
TTR-250	01-06	43x55x9.5/10mm	15-5067	15-5053
TY250A/C/D Trials	74-77	34x46x10.5mm	—	15-1420
WR250ZB~ZJ	91-97	43x55x9.5/10mm	15-5067	15-5053
WR250F	01-04	46x58x9.5/11mm	15-5086	15-5095
WR250F	05-11	48x58x11mm	15-3621	15-5488
XT250G/H/J/K/KC	80-83	35x48x10.5mm	—	15-1422
XT250L/LC	1984	36x48x10.5mm	—	15-1411
YZ250A/B	74-75	34x46x10.5mm	—	15-1420
YZ250D/E/F/G	77-80	38x50x8/9.5mm	—	15-2567
YZ250	81-87	43x55x10.5mm	—	15-2564
YZ250U	1988	43x55x9.5/10mm	—	15-5053
YZ250W/A	89-90	41x53x8/9.5mm	15-5074	15-5083
YZ250B	91-95	43x55x9.5/10mm	15-5067	15-5053
YZ250	96-03	46x58x9.5/11mm	15-5086	15-5095
YZ250S1/T1/V1	04-11	48x58x11mm	15-3621	15-5488
YZ250F	01-03	46x58x9.5/11mm	15-5086	15-5095
YZ250F	04-14	48x58x11mm	15-3621	15-5488
YZ250WRW/WRA	89-90	41x53x8/9.5mm	15-5074	15-5083
TT350S/T	86-87	41x54x11mm	—	15-5087
TY350N/S Trials	85-86	36x48x10.5mm	—	15-1411
XT350	85-00	36x48x10.5mm	—	15-1411
DT/MX/YZ360	70-75	34x46x10.5mm	—	15-1420
DT400B/C/D/E	75-78	34x46x10.5mm	—	15-1420
IT400C/D/E/F	76-79	36x48x10.5mm	—	15-1411
MX400B	1975	34x46x10.5mm	—	15-1420
YZ400D/E/F	77-79	38x50x8/9.5mm	—	15-2567
WR400F	98-00	46x58x9.5/11mm	15-5086	15-5095
YZ400F	98-99	46x58x9.5/11mm	15-5086	15-5095
IT425G	1980	36x48x10.5mm	—	15-1411
WR426F	01-02	46x58x9.5/11mm	15-5086	15-5095
YZ426F	00-02	46x58x9.5/11mm	15-5086	15-5095
WR450FR/FS	03-04	46x58x9.5/11mm	15-5086	15-5095
WR450FT/FV	05-10	46x58x11mm	15-3621	15-5488
YZ450FR	2003	46x58x9.5/11mm	15-5086	15-5095
YZ450FS/FV	04-14	48x58x11mm	15-3621	15-5488

<b>YAMAHA Dual Sport/Offroad</b>			
Application	Year	Fork Seal Dimensions	Fork/Dust Seal Kit Fork Seals
IT465H/J	81-82	38x50x8/9.5mm	15-2567
YZ465G	1980	38x50x8/9.5mm	15-2567
YZ465H	1981	43x55x10.5mm	15-2564
IT490K/L	83-84	43x55x10.5mm	15-2564
YZ490J/K/L/N/S/T	82-87	43x55x10.5mm	15-2564
YZ490U/W/A	88-90	43x55x9.5/10mm	15-5053
SC500/A Scrambler	73-74	34x46x10.5mm	15-1420
TT/XT500	76-81	36x48x10.5mm	15-1411
WR500ZD/ZE	92-93	43x55x9.5/10mm	15-5067
XT550J/K	82-83	38x50x8/9.5mm	15-2567
TT600	83-86	43x55x10.5mm	15-2564
XT600	84-95	41x53x10.5mm	15-2563

## ADJUSTABLE FORK SEAL DRIVERS (26-36mm) and (38-52mm)

Adjustable fork seal drivers fit 26-36mm or 38-52mm forks!  
Sold each.

- 35-7989** Adjustable Fork Seal Driver (26mm-36mm)
- 35-7998** Adjustable Fork Seal Driver (38mm-52mm)



35-7998

35-7989

## MOTION PRO FORK SEAL BULLETS

These fork seal bullets protect the fork seal and wiper of inverted forks from damage by the bushing groove during installation. Eliminates the need to wrap the fork tube with tape. Sold as a six piece set.



35-7578

- 35-7578** Motion Pro Fork Seal Bullets. Includes six seal guides: 36mm Red, 41mm Blue, 43mm Green, 45mm Yellow, 46mm Black, and 47mm White

## K&L 48MM FORK SEAL DRIVER

Our most popular single-size split seal driver. Fits many late model dirt bikes including 04-14 YZ Models and 05-14 WR models (YM-A0948-A)

- 35-0948** K&L 48mm Split Driver



35-0948



## MOTION PRO FORK SEAL DRIVER TOOL

Designed for easy installation of most fork seals on either conventional or inverted forks. The weight of each driver is approximately 25oz. Manufactured from CAD-II plated carbon steel and feature a split design. Sold individually. **Made in U.S.A.** Available in the following sizes:



- |                     |                              |
|---------------------|------------------------------|
| <b>35-0932</b> 39mm | <b>35-1973</b> 45mm          |
| <b>35-1970</b> 41mm | <b>35-0928</b> 46/47mm combo |
| <b>35-1972</b> 43mm | <b>35-0931</b> 49/50mm combo |



35-6466

## SPLIT FORK SEAL DRIVER FOR YAMAHA V-MAX

Split fork seal driver fits 52mm fork seals used on 09-12 V-Max. Sold each.

- 35-6466** Split Fork Seal Driver for V-Max



35-7521



## K&L ADJUSTABLE SPLIT FORK SEAL DRIVER SETS

Replace fork seals without removing the inner fork tube from the T-clamp.

- 35-7521** Adjustable Split Fork Seal Driver Set (35mm - 46mm)  
Set includes: one Split Seal Driver and seven Seal Guides: 35mm, 36mm, 38mm, 41mm, 43mm, 45mm, & 46mm.
- 35-7571** Large Adjustable Split Fork Seal Driver Set (47mm-50mm)  
Set includes: one Split Seal Driver and Four Seal Guides: 47mm, 48mm, 49mm, & 50mm.
- 35-7568** Adjustable Split Fork Seal Driver Set, Harley-Davidson®  
Set includes: one Split Seal Driver and three Seal Guides 35mm, 39mm, 41mm. Use for OEM H-D® KYB & Showa forks.

**REPLACEMENT SEAL GUIDES (ADAPTERS)** Sold each.

- |                     |                     |                     |                     |
|---------------------|---------------------|---------------------|---------------------|
| <b>35-7522</b> 35mm | <b>35-7538</b> 45mm | <b>35-7523</b> 36mm | <b>35-7565</b> 46mm |
| <b>35-7559</b> 38mm | <b>35-7567</b> 47mm | <b>35-7566</b> 39mm | <b>35-7572</b> 48mm |
| <b>35-7560</b> 41mm | <b>35-7569</b> 49mm | <b>35-7562</b> 43mm | <b>35-7570</b> 50mm |

**REPLACEMENT SPLIT SEAL DRIVERS** Sold each.

- 35-7576** Split Seal Driver-fits 35, 36, 38, 39, 41, 43, 45 & 46mm adapters
- 35-7577** Split Seal Driver-fits **35-7567** (47mm), **35-7572** (48mm), **35-7569** (49mm) & **35-7570** (50mm)

SHOP EQUIP & TOOLS

HARD PARTS

CARB & FUEL

IGNITION/ELECTRICAL

CONTROL

SUSPENSION

ACCESSORIES

SHOP EQUIP & TOOLS

HARD PARTS

CARB & FUEL

IGNITION/ELECTRICAL

CONTROL

SUSPENSION

ACCESSORIES

## HONDA GOLDWING FAIRING MOUNT MIRRORS

Sold each or in pairs where indicated.

GL1100/A/I (80-83), Left & Right chrome (Pair)	28-3096
GL1100/A/I (80-83), Left side fairing mount (ea.) chrome	28-3130
GL1100/A/I (80-83), Right side fairing mount (ea.) chrome	28-3131
GL1200/A/I (84-87 usa), Left side fairing mount (ea.) black	28-8792
GL1200/A/I (84-87usa), Right side fairing mount (ea.) black	28-8791



## HONDA CBR 929RR/954RR MIRRORS

Replacement mirrors for CBR929RR (00-01), CBR954RR (02-03).

Left side fairing mount	28-3052
Right side fairing mount	28-3048



## KAWASAKI NINJA EX500, ZX6R/7/7R MIRRORS

With rubber mounting boot.

Fits: EX500 (94-09), ZX600F Ninja ZX6R (95-97), Ninja ZX7 & ZX7R (89-03)  
Sold each.

28-3793	Left side fairing mount, black	28-3792, 28-3793
28-3792	Right side fairing mount, black	



## HONDA CBR/VFR MIRRORS

Replacement mirrors for:  
CBR600F2/F3 "Hurricane" (91-94),  
CBR1000F (93-96)  
VFR750F (90-97)  
VFR800F (98-99)  
Sold each.

Left side fairing mount	28-3116
Right side fairing mount	28-3114



## KAWASAKI NINJA ZX6R/ZZR600/ZX9R MIRRORS

Fits ZX600 Ninja ZX-6R (98-02), ZZR600 (05-08) and ZX900 Ninja ZX-9R (98-01). Sold each.


Left side fairing mount	28-3086
Right side fairing mount	28-3085



## HONDA CBR600RR & CBR1000RR MIRRORS

Replacement mirrors for:  
CBR600RR (2003-2012)  
CBR1000RR (2004-2007)  
Sold each. (L&R)

Left side fairing mount	28-3235
Right side fairing mount	28-3236



# Exclusive



Toll Free: 800-727-6767

[www.klsupply.com](http://www.klsupply.com)

**SUZUKI GSX-R STYLE MIRRORS**

Sold each.



GSX-R600W (92-93), GSX-R750 (91-95) & GSX-R1100 (93-98),  
Left side fairing mount **28-3773**

GSX-R600W (92-93), GSX-R750 (91-95) & GSX-R1100 (93-98),  
Right side fairing mount **28-3772**

GSX-R600 (97-00), GSX-R750 (96-99) & RF600R/RF900R (all)  
Left Side fairing mount **28-3834**

GSX-R600 (97-00), GSX-R750 (96-99) & RF600R/RF900R (all)  
Right Side fairing mount **28-3833**

GSX-R600 (2001), GSX-R750 (00-01), GSX-R1000 (2001) &  
GSX1300R Hayabusa - Right Side fairing mount **28-3856**

GSX-R600/750(02-03)/1000 (2002) Left Side fairing mount **28-3860**

GSX-R600/750(02-03)/1000 (2002) Right Side fairing mount **28-3859**

**YAMAHA V-MAX & VIRAGO MIRRORS**

Fits XJ700/XV700/XV750/XV1100

Virago (all) and VMX12 V-Max (85-07) Sold each.

Left side mount **28-3801**

Right side mount **28-3794**



28-3801, 28-3794

**DELUXE GP MIRRORS**

Sold in Pairs. 10mm mount.

**28-3779** Short stem-universal



28-3779

28-4006

**SPORT CRUISER**

Sold in pairs and each.

**28-4006** LH/RH Chrome with 10mm mount for Hon/Kaw/Suz or  
universal applications. Sold each.

**28-2300** RH Chrome with 10mm mount for Yamaha only  
(reverse thread). Sold each.

**28-3789** Chrome for Yamaha with RH reverse thread. Sold in pairs.

**YAMAHA R1/R6 MIRRORS**

Fits R1 (98-01), R6 (99-01). Sold each.

Left side fairing mount **28-3227**

Right side fairing mount **28-3226**



28-3226, 28-3227

**YAMAHA YZF600/750 MIRRORS**

Fits YZF600 (95-07)/750 (94-98)

FZR1000 (94-95)

Sold each.

*Note:* Yamaha mirrors listed are  
black and will fit applications  
that use OEM white mirrors.

Left side fairing mount **28-3818**

Right side fairing mount **28-3817**



28-3818, 28-3817

**SUZUKI KATANA STYLE MIRROR** Sold each.

Left side fairing mount GSX600/750 Katana (88-97) **28-3770**

Right side fairing mount GSX600/750 Katana (88-97) **28-3765**



28-3770, 28-3765

**MIRROR BRACKET**

**28-3819** Universal Mirror Bracket 7/8"  
(black 10mm)

Great for Dual Sport and custom cruiser  
applications!



28-3819

**YAMAHA CRUISER MIRRORS**

Fits XVS650 V-Star (98-10), XVS1100 V-Star (99-09), XVS1300 (07-11),  
XVZ1300 (05-10), XVZ1300 Royal Star (96-01), XV1600 Road Star (99-  
03), XV1700 Road Star(96-01), and XV1700 Road Star Warrior (02-09).  
Sold each.

Left side mount **28-3230**

Right side mount **28-3228**



28-3228

28-3230

**BAR END WEDGE MIRROR**

Fits 7/8" handlebar RH or LH side.

Sold each.

Matte Black **28-5208**



28-5208

SHOP EQUIP & TOOLS

HARD PARTS

CARB & FUEL

IGNITION/ELECTRICAL

CONTROL

SUSPENSION

ACCESSORIES

SHOP EQUIP & TOOLS

HARD PARTS

CARB & FUEL

IGNITION/ELECTRICAL

CONTROL

SUSPENSION

ACCESSORIES

**FASTENER KIT**



33-3890

33-3898

33-3953



**33-4000** Fastener Kit includes 1 pk/10 of each part number. Available in the following sizes and shapes. Replacements sold in (pk/10)

K&L P/N		K&L P/N	
33-3881	Push Rivet	33-3897	Latch Rivet
33-3882	Push Rivet	33-3898	Latch Rivet
33-3883	Push Rivet	33-3933	Band
33-3884	Push Rivet	33-3941	Band
33-3885	Push Rivet	33-3950	Purse Lock
33-3887	Push Pull	33-3951	Purse Lock
33-3889	Push Turn Rivet	33-3952	Push Turn Rivet
33-3890	Push Turn Rivet	33-3953	Cable Strap
33-3891	Push Turn Rivet	33-3954	Rod Holder
33-3892	M6 Bolt Cap	33-3955	Wire Clip
33-3893	M8 Bolt Cap	33-3956	Screw Grommets
33-3896	Latch Rivet	33-3977	Screw Grommets

**SHIM STORAGE BOX**

Complete with a sliding transparent lid and space for up to 35 different sizes of valve shims. Each box includes a handy magnetic valve shim pick-up tool.

**35-7729** K&L Shim Storage Box

**PARTS STORAGE BOXES**

Use for storage of parts inventory and organization. Sold Each.

**Self Locking Storage Bin Boxes**

<b>35-0056</b>	12" x 2" x 4-1/2"
<b>35-0057</b>	12" x 4" x 4-1/2"
<b>35-0058</b>	12" x 12" x 4-1/2"



**Self Locking Storage Bin Boxes (can also be used as box dividers)**

<b>35-0059</b>	3-1/2" x 2" x 4-1/2"
<b>35-0060</b>	3-1/2" x 4" x 4-1/2"
<b>35-0061</b>	3-1/2" x 8" x 4-1/2"

**RIVET & BOLT CAP ASSORTMENT KIT**



33-2460



33-3898



33-3885



**33-2460** Rivet And Bolt Cap Assortment Kit includes 1 pk/10 of each part number. Available in the following sizes and shapes. Replacements sold in (pk/10)

K&L P/N		K&L P/N	
33-3881	Push Rivet	33-3890	Push Turn Rivet
33-3882	Push Rivet	33-3891	Push Turn Rivet
33-3883	Push Rivet	33-3892	M6 Bolt Cap
33-3884	Push Rivet	33-3893	M8 Bolt Cap
33-3885	Push Rivet	33-3896	Latch Rivet
33-3887	Push Pull	33-3897	Latch Rivet
33-3889	Push Turn Rivet	33-3898	Latch Rivet

**COMPARTMENT BOXES**

Plastic storage boxes ideal for storing small parts and carb jets. Available in the following sizes:

<b>35-7148</b>	Small: 5 compartments 3-1/2" x 7-1/4" x 1-1/4"
<b>35-7150</b>	Large: 18 compartments 6-1/2" x 11" x 1-3/4"

35-7150



35-7148



**WIRING LOOM FASTENER ASSORTMENT KIT**



33-2467



**33-2467** Wiring Loom Fastener Assortment Kit includes 1 pk/10 of each part number. Available in the following sizes and shapes. Replacements sold in (pk/10)

K&L P/N		K&L P/N	
33-3933	Band	33-3953	Cable Strap
33-3941	Band	33-3954	Rod Holder
33-3950	Purse Lock	33-3955	Wire Clip
33-3951	Purse Lock	33-3956	Screw Grommets
33-3952	Push Turn Rivet	33-3977	Screw Grommets

**PUSH TURN RIVETS**



Sold pk/10.  
**A:** Pin Diameter **B:** Button Thickness **C:** Button Diameter **D:** Pin Length

K&L P/N	Description	Hole size	A	B	C	D
33-3889	Push Turn Rivet	6.0mm	9.9mm	2.5mm	18.0mm	18.7mm
33-3890	Push Turn Rivet	6.0mm	10.0mm	2.5mm	14.0mm	19.1mm
33-3891	Push Turn Rivet	6.0mm	10.0mm	2.5mm	14.0mm	18.2mm
33-3952	Push Turn Rivet	7.0mm	13.0mm	3.0mm	20.0mm	15.8mm

**BOLT CAPS**



Sold pk/10

K&L P/N	Description	Diameter	Height
33-3892	M6 Bolt Cap	15.0mm	6.0mm
33-3893	M8 Bolt Cap	17.0mm	7.7mm

**Purse Locks / Rod Holders / Wire Clips**



Sold pk/10

K&L P/N	Description	Clamp Diameter	Hole Diameter	Thick
33-3950	Purse Lock	15.0mm	6.0mm	
33-3951	Purse Lock	17.0mm	7.7mm	
33-3954	Rod Holder	10-30mm	7.0mm	10.0mm, 1.2mm
33-3955	Wire Clip	10-30mm	7.0mm	23.0 X 14.0mm, 0.6-2.0mm

**SCREW GROMMETS**



Sold pk/10

K&L P/N	Description	Screw Size	Hole Size	Thick	Base W X H X D
33-3956	Screw Grommet	5.0mm	8.0mm	0.7-3.0mm	17.0 X 1.0 X 10.0mm
33-3977	Screw Grommet	6.0mm	9.0mm	0.8-3.0mm	17.0 X 1.0 X 10.0mm



**Exclusive**

**PUSH RIVETS / PUSH PULLS**



Sold pk/10

**A:** Pin Diameter **B:** Button Thickness **C:** Button Diameter **D:** Pin Length

K&L P/N	Description	Hole size	A	B	C	D
33-3881	Push Rivet	6.0mm	4.7mm	1.5mm	12.0mm	20.5mm
33-3882	Push Rivet	6.0mm	4.7mm	2.0mm	20.0mm	15.0mm
33-3883	Push Rivet	6.0mm	4.7mm	1.5mm	12.0mm	23.0mm
33-3884	Push Rivet	6.5mm	5.3mm	1.5mm	18.0mm	21.0mm
33-3885	Push Rivet	6.5mm	5.5mm	1.5mm	15.0mm	20.5mm
33-3887	Push Pull	6.0mm	14.0mm	3.0mm	11.5mm	18.5mm

**LATCH TYPE RIVETS**



Sold pk/10

**A:** Thickness **B:** Pin Head Thickness **C:** Pin Head Diameter **D:** Depth

K&L P/N	Description	Hole size	A	B	C	D
33-3896	Latch Rivet	7.6mm	1.5mm	6.5mm	9.4mm	9.8mm
33-3897	Latch Rivet	7.6mm	2.5mm	2.8mm	7.6mm	10.9mm
33-3898	Latch Rivet	7.6mm	2.5mm	6.5mm	9.4mm	10.9mm

**BANDS / CABLE STRAPS**



Sold pk/10

K&L P/N	Description	Clamp Diameter	Head Thick	Band Thick	Band Length
33-3933	Band	20-40mm	12.0mm	8.0mm	161.20mm
33-3941	Band	6-13mm	10.0mm	4.0mm	53.5mm
33-3953	Cable Strap	10-30mm	7.0mm	8.0mm	118.95mm

SHOP EQUIP & TOOLS

HARD PARTS

CARB & FUEL

IGNITION/ELECTRICAL

CONTROL

SUSPENSION

ACCESSORIES

## K&L HARDWARE ASSORTMENT KITS

Never be without the fastener, clip, spring, or whatever else you need in your shop! These kits will help you avoid those emergency trips to the local hardware store to finish up a job. Make life easier for you (and your techs) today.

SHOP EQUIP & TOOLS



35-2337



35-2342



35-2346



35-2347



35-2348

HARD PARTS



35-2349



35-2352



35-2353



35-2355

**35-2337** 100 pc Waterproof Shrink Wrap Kit

**35-2342** 270 pc NBR O-ring Kit

**35-2346** 419 pc Metric O-ring Kit

**35-2347** 1000 pc Cotter Kit.

**35-2348** 300 pc S.A.E E-Clip Kit

**35-2349** 150 pc Hair Pin Kit

**35-2352** 300 pc S.A.E Snap Ring Kit

**35-2353** 125 pc Grommet Kit

**35-2355** 110 pc S.A.E Copper Washer Kit

**20-2357** 120 pc ATC Fuse Kit

**20-2358** 120 pc ATM Mini Fuse Kit

**35-2359** 500 pc Rivet Kit

**35-3582** 350 pc Flat/Lock Washer Kit

CARB & FUEL



20-2357



20-2358



35-2359



35-3582

IGNITION/ELECTRICAL



23-8250

23-8426

### MINI REFLECTORS

This tub of mini-reflectors is perfect for counter display. Reflectors can be used for license plates or many other uses.

**23-8426** Red, tub of 150

**23-8250** Blue, tub of 150

CONTROL

## K&L EXTERNAL & INTERNAL CIRCLIPS



33-7547

Available as a Shop kit or individually. *Made in Japan.*

**33-7547** Shop Kit: includes one pack each of part numbers listed below. 175 pieces all packaged in a plastic storage box. Sourced directly from OEM manufacturers.

**Replacement Circlips.** Sold pk/25.

<b>33-7551</b>	12mm	Honda 94510-12000 (external)
<b>33-7552</b>	14mm	Honda 94510-14000 (external)
<b>33-7553</b>	15mm	Honda 94510-15000 (external)
<b>33-7554</b>	20mm	Honda 94510-20000 (external)
<b>33-7555</b>	25mm	Honda 94510-25000 (external)
<b>33-7556</b>	37mm	Honda 51447-028-00 (internal)
<b>33-7558</b>	42mm	Yamaha 93410-42007 (internal)

SUSPENSION

ACCESSORIES



**Toll Free:**  
**800-727-6767**

[www.klsupply.com](http://www.klsupply.com)



15-8484

## OIL DRAIN PLUG WASHER ASSORTMENT

Kit contains 75 pieces, 25 pieces each from applications listed.

**15-8484** Complete Kit-75 pieces. Replacements sold in pk/25.

**15-8480** Honda 12mm 94109-12000 12.5 x 20 x 2.0mm

**15-8481** Honda 14mm 94109-14000 14.5 x 22.5 x 2.0mm

**15-8482** Kawasaki 12mm 92065-097 12.5 x 22.5 x 2.0mm

**New 6 and 8mm sizes available! Not included in kit**

**15-8487** Honda 8mm 90474-333-000 8.3 x 15.7x2.0mm (pk/10)

**15-8488** Kawasaki 8mm 92022-1086 8.3 x 16 x 1.2mm (pk/10)

Suzuki 8mm 09168-08029

**15-8489** Suzuki 6mm 09168-06004 6.3 x 11 x 1.2mm (pk/10)

Yamaha 6mm 90430-06016-00



## K&L FAIRING AND BODY HARDWARE

OEM quality fasteners, bolts and screws for fairings, side covers and panels. Will also work on off-road plastic parts, side panels, radiator shrouds, etc. Available in a Shop Kit and individually (pk/25).

**33-7873** Fairing and Body Hardware Kit includes 1 pk/25 of each part number. Available in the following sizes and head shapes. Replacements sold in (pk/25)

### CHROME OVAL HEAD PHILLIPS KAWASAKI

**33-7857** 6 x 12mm    **33-7861** 6 x 20mm

**33-7858** 6 x 14mm    **33-7862** 6 x 28mm

**33-7860** 6 x 18mm



33-7857

### CHROME OVAL HEAD PHILLIPS YAMAHA/SUZUKI

**33-7853** 5 x 10mm    **33-7855** 5 x 16mm



33-7853

### CHROME 4MM ALLEN OVAL HEAD (WIDE) YAMAHA

**33-7863** 6 x 16mm    **33-7864** 6 x 24mm



33-7863

### CHROME 4MM ALLEN OVAL HEAD YAMAHA

**33-7865** 5 x 13mm    **33-7866** 5 x 16mm



33-7865

### CHROME 4MM ALLEN OVAL HEAD SUZUKI

**33-7867** 6 x 12mm    **33-7869** 6 x 20mm

**33-7868** 6 x 16mm    **33-7870** 6 x 26mm



33-7867

### CHROME 4MM ALLEN OVAL HEAD with SHOULDER-HONDA

**33-7871** 4 x 13.5mm



33-7871

### BLACK 10MM HEAD FLANGE with SHOULDER HONDA

**33-7872** 6 x 15mm



33-7872

## K&L MASTER CYLINDER COVER SCREWS ASSORTMENT SHOP KIT



33-1137



125 piece kit. Kit includes one pack of each part number listed below, all contained in a plastic storage box. **Made in Japan.**

**33-1137** Shop Assortment Kit

### Replacement Screws. Sold pk/25

**33-1140** Zinc-Flat Oval Head 4 x 35mm, Honda 90137-422-006

**33-1142** Zinc-Flat Oval Head 4 x 45mm, Honda 93600-04045-1G

**33-1145** Black-Flat Oval Head 4 x 12mm, Kawasaki 92009-1458 Suzuki 69689-49300, Yamaha 98706-04012

**33-1146** Black-Flat Oval Head 5 x 18mm, Kawasaki 92001-1055 Kawasaki 92001-1727

**33-1147** Black-Flat Oval Head 4 x 10mm, Kawasaki 92001-1532 Yamaha 98706-04010



33-9746

33-9747

33-9748



33-9749

33-9750

33-9751



33-9745

## 1/4 TURN (QUICK RELEASE) FASTENERS

These quarter turn fasteners are ideal for bikes requiring frequent removal and replacement of fairings and other bodywork. Kit includes six ea. of fasteners & clips listed below, and twelve ea. of the washers. Refills available separately, sold pk/6.

**33-9745** Quarter-Turn Fastener Assortment

**33-9746** 6 x 13mm/Slotted Head Style Dzus Fastener

**33-9747** 6 x 13mm/D-Ring Style Dzus Fastener

**33-9748** 6 x 13mm/Phillips Head Style Dzus Fastener

**33-9749** 6 x 13mm/4 mm Allen Head Style Dzus Fastener

**33-9750** Clip Plate for Dzus Fastener

**33-9751** Retaining Washers for Dzus Fastener (pk/12)

## OEM STYLE BOLT KIT -8MM HEX

33-9986



**33-9986** 200 piece (Zinc) Kit which includes 25 pieces each of the sizes listed below, all with 8mm hex head.



### Replacement Bolts. Sold in pk/25.

**33-9978** 6 x 12mm Zinc

**33-9979** 6 x 16mm Zinc

**33-9980** 6 x 20mm Zinc

**33-9981** 6 x 25mm Zinc

**33-9982** 6 x 30mm Zinc

**33-9983** 6 x 35mm Zinc

**33-9984** 6 x 40mm Zinc

**33-9985** 6 x 45mm Zinc



33-9981

SHOP EQUIP & TOOLS

HARD PARTS

CARB & FUEL

IGNITION/ELECTRICAL

CONTROL

SUSPENSION

ACCESSORIES

SHOP EQUIP & TOOLS

HARD PARTS

CARB & FUEL

IGNITION/ELECTRICAL

CONTROL

SUSPENSION

ACCESSORIES

## METRIC HARDWARE ASSORTMENT KIT

Contains a selection of pan head screws, hex head bolts, nuts, flat and lock washers, nylocks, nylocks and cotter pins.

**33-1055** 385 pieces in a plastic storage box



## CYLINDER/CYLINDER HEAD NUTS



**33-7710** 150/pk Cylinder/Cylinder Head Hardware Kit  
Replacements Sold pk/25. **Made in Japan.** Available in sizes listed.  
**Note: All Cylinder/Cylinder Head Nuts have smooth backs.**

K&L P/N	Description	Pitch Dimensions
<b>33-7877</b>	Cyl. Head Flange Nut	8mm x 1.25mm
<b>33-7878</b>	Cyl. Base Flange Nut	10mm x 1.25mm
<b>33-7879</b>	Cyl. Head Flange Cap Nut	8mm x 1.25mm
<b>33-7880</b>	Cyl. Head Flange Nut, colored	8mm x 1.25mm
<b>33-7881</b>	Cyl. Head Flange Nut, colored	10mm x 1.25mm
<b>33-7884</b>	Cyl. Head Flange Nut, colored	12mm x 1.25mm



**ISO CAP NUTS** Sold pk/25. **Made in Japan.**

**33-1040** 6mm    **33-1041** 8mm    **33-1042** 10mm

## LOCK WASHERS

Sold pk/100. **Made in Japan.**



**33-1026** 6mm  
**33-1027** 8mm  
**33-1028** 10mm

## FENDER WASHERS

Sold pk/100. **Made in Japan.**



**33-7545** 6mm x 30mm O.D.  
**33-7546** 8mm x 30mm O.D.

## FLAT WASHERS

Sold pk/100. **Made in Japan.**



**33-1035** 5mm  
**33-1036** 6mm  
**33-1037** 8mm  
**33-1038** 10mm

## SPECIALTY METRIC NUT KIT



**33-7714**

**33-7714** Specialty Metric Nut Kit

Kit contains 25 each of the following specialty metric nuts. Replacements sold pk/25. **Made in Japan.**

- 33-1019** 5 mm Iso Flange Nut, Gold
- 33-1020** 6 mm Iso Flange Nut, Gold
- 33-1021** 8 mm Iso Flange Nut, Gold
- 33-1022** 10 mm Iso Flange Nut, Gold
- 33-1023** 12 mm Iso Flange Nut, Gold
- 33-7886** 8 mm Iso Flange Nut, Silver
- 33-7885** 10 mm Iso Flange Nut, Silver
- 33-1014** 5 mm Nylock Nuts, Gold
- 33-1015** 6 mm Nylock Nuts, Gold
- 33-1016** 8 mm Nylock Nuts, Gold
- 33-1017** 10 mm Nylock Nuts, Gold
- 33-1018** 12 mm Nylock Nuts, Gold

- 33-1040** 6 mm Iso Cap Nut (Acorn), Chrome
- 33-1041** 8 mm Iso Cap Nut (Acorn), Chrome
- 33-1042** 10 mm Iso Cap Nut (Acorn), Chrome



**33-1023**



**33-7885**



**33-1018**



**33-1042**

## METRIC NUTS



**34-1012**



**34-7712**

Sold Kit/100 assortment.

**Made in Japan.**

**34-7712** Metric Nut Kit

Kit includes 25 of each part# below  
**Made in Japan.** Available in sizes listed.

- 34-1010** 6mm (pk/100)    **34-1012** 10mm (pk/100)
- 34-1011** 8mm (pk/100)    **34-1013** 8mm (with 12mm head) (pk/100)



**33-1023**

**ISO FLANGE NUTS** Sold pk/25. **Made in Japan.**

**33-1019** 5mm    **33-1021** 8mm    **33-1023** 12mm  
**33-1020** 6mm    **33-1022** 10mm



**33-7886**

**ISO FLANGE NUTS** Sold pk/25. **Made in Japan.**

**33-7886** 8mm    **33-7885** 10mm



**33-1018**

**NYLOCK NUTS** Sold pk/25. **Made in Japan.**

**33-1014** 5mm    **33-1016** 8mm    **33-1018** 12mm  
**33-1015** 6mm    **33-1017** 10mm

33-7852



## FLANGE 10MM HEAD BOLTS

Zinc plated.

Made in Japan. Sold pk/25.

33-7829	6x12mm	33-7832	6x25mm	33-7834	6x35mm
33-7830	6x16mm	33-7833	6x30mm	33-7835	6x40mm
33-7831	6x20mm				

33-7845	8x16mm	33-7848	8x30mm	33-7851	8x45mm
33-7846	8x20mm	33-7849	8x35mm	33-7852	8x50mm
33-7847	8x25mm	33-7850	8x40mm		



33-7449

## HEX HEAD BOLTS

Zinc plated. Made in Japan. Sold pk/25.

33-7430	6x10mm	33-7433	6x25mm	33-7436	6x40mm
33-7431	6x16mm	33-7434	6x30mm	33-7437	6x45mm
33-7432	6x20mm	33-7435	6x35mm		

33-7445	8x12mm	33-7448	8x25mm	33-7451	8x40mm
33-7446	8x16mm	33-7449	8x30mm	33-7452	8x45mm
33-7447	8x20mm	33-7450	8x35mm	33-7453	8x50mm

33-7500	10x20mm	33-7502	10x30mm	33-7504	10x40mm
33-7501	10x25mm	33-7503	10x35mm	33-7505	10x45mm

## PHILLIPS HEAD SCREWS

33-7809

33-7804



Made in Japan. Zinc plated. Sold pk/25.

33-7800	6x10mm	33-7806	6x25mm	33-7810	6x45mm
33-7801	6x12mm	33-7807	6x30mm	33-7811	6x50mm
33-7802	6x16mm	33-7808	6x35mm	33-7812	6x55mm
33-7804	6x20mm	33-7809	6x40mm		

## PHILLIPS SCREWS

Made in Japan.

Sold in pk/25 and pk/50.



33-7828

33-7827

33-7827	Phillips Flat Head Screw 4 x 14mm	pk/25
33-7828	Phillips Pan Head Screw 3 x 8mm	pk/50

## HITCH PINS

Made in Japan. Sold pk/25.



33-1054

33-1030	For 12mm Axle
33-1054	For 16mm Axle

## THREAD PITCH GAUGES



35-3359

35-3361

35-3359	Thread Pitch Gauge - SAE 29 blades cover 4 to 42 threads per inch.
35-3361	Thread Pitch Gauge - Metric 24 blades cover .26 to 6.00 thread pitches.

## 8 MM SILVER ALLEN BOLT KIT

Sold kit/150. Replacements sold pk/25.



33-7713

33-7713 8MM Silver Allen Bolt Kit  
Kit contains 25 each of the following  
8 mm silver allen bolts *Made in Japan*

33-7784	8x20mm
33-7785	8x25mm
33-7786	8x30mm
33-7787	8x35mm
33-7788	8x40mm
33-7789	8x45mm



33-7787

## BLACK ALLEN BOLTS

33-7711

33-7400



33-7711 *Made in Japan.*

Sold kit/175 Pieces. Replacements sold pk/25.

Kit contains 25 each of the following size black bolts:

33-7392	6x16mm	33-7397	6x30mm	33-7399	6x40mm
33-7394	6x20mm	33-7398	6x35mm	33-7400	6x45mm
33-7396	6x25mm				

## ALLEN BOLTS

Zinc plated. *Made in Japan.*

Sold pk/25.



33-7789

### 6mm Allen Bolts

33-7760	6x10mm	33-7766	6x25mm	33-7771	6x50mm
33-7761	6x12mm	33-7767	6x30mm	33-7772	6x55mm
33-7762	6x16mm	33-7768	6x35mm	33-7773	6x60mm
33-7763	6x18mm	33-7769	6x40mm	33-7774	6x65mm
33-7764	6x20mm	33-7770	6x45mm	33-7775	6x70mm

### 8mm Allen Bolts

33-7784	8x20mm	33-7786	8x30mm	33-7788	8x40mm
33-7785	8x25mm	33-7787	8x35mm	33-7789	8x45mm



33-7826



33-7715

## CARBURETOR FLOAT BOWL SCREWS

33-7715 Kit contains 25 each of the following, replacements sold pk/25.

33-7821	4x12mm	33-7823	4x16mm	33-7825	5x14mm
33-7822	4x14mm	33-7824	5x12mm	33-7826	5x16mm

## COTTER PINS

Made in Japan.

Sold in pk/100.



33-7542

33-7531	1x20mm	33-7535	3x30mm	33-7540	4x45mm
33-7532	2x18mm	33-7536	3.5x30mm	33-7541	5x45mm
33-7533	2x32mm	33-7537	4x30mm	33-7542	5x55mm
33-7534	3x25mm	33-7539	4x40mm		

SHOP EQUIP & TOOLS

HARD PARTS

CARB & FUEL

IGNITION/ELECTRICAL

CONTROL

SUSPENSION

ACCESSORIES

SHOP EQUIP & TOOLS

HARD PARTS



CARB & FUEL



**VIBRA-TITE THREADLOCKER**  
**Medium Strength**

Vibra-Tite Threadlockers lock and seal threaded fasteners. Liquid threadlockers are considered to be the most effective method of locking threaded fasteners because they unitize the entire assembly. They perform better than traditional mechanical devices such as lock washers preventing any loosening from shock and vibration. Medium Strength: Locks nuts and bolts larger than 1/4" in diameter.

- 35-2070 Vibratite Threadlockers Medium Strength 2 ml Bullet
- 35-2071 Vibratite Threadlockers Medium Strength 10 ml Bottle

CONTROL

SUSPENSION



**VIBRA-TITE THREADLOCKER**  
**Permanent Strength**

Vibra-Tite Threadlockers lock and seal threaded fasteners. Liquid threadlockers are considered to be the most effective method of locking threaded fasteners because they unitize the entire assembly. They perform better than traditional mechanical devices such as lock washers preventing any loosening from shock and vibration. Permanent Strength: Permanently locks nuts and bolts up to 1" in diameter.

- 35-2072 Vibratite Threadlockers Permanent Strength 2 ml Bullet
- 35-2073 Vibratite Threadlockers Permanent Strength 10 ml Bottle

ACCESSORIES



**VIBRA-TITE CYANOACRYLATE**  
**Instant Super Glue - Multi-Purpose**

CYANOACRYLATES are single-part clear adhesives that rapidly polymerize at room temperature and develop strength extremely fast (fixture 0 to 60 seconds). They are initiated by moisture on the parts surface or by accelerators..

- Quick Fixturing, Fast Setting.
- High Strength.
- Pinpoint Precision Tip.
- Surface Insensitive.
- For Metal, Plastic, Rubber, Ceramic, Cork, Sporting, Household, Paper, Wood, Leather, Fabrics, Vinyl, & more.

- 35-2081 Vibra-Tite Super Glue 2 ml Bullet
- 35-2082 Vibra-Tite Super Glue 10 ml Bottle



**VIBRA-TITE Nickel ANTI-SEIZE COMPOUND**  
**Anti-Seize lubricants**

Lubricant ideal for extreme temperatures. Resistant to harsh chemical environments. Excellent for stainless steel and other metal fittings.

- Formulated to reduce excessive wear on threads, gears, chains, cables, sprockets, and rollers.
- Prevents excessive wear, seizing, galling, and cold welding.
- Excellent resistance to harsh chemicals.
- Works in temperatures from -300°F to 2,000°F.

- 35-2083 Nickel Anti-Seize Compounds 2 ml Bullet
- 35-2084 Nickel Anti-Seize Compounds 8 ml Tube

**CLAMPING TOOL FOR CV BOOT CLAMPS**

These heavy duty CV Boot Clamp Pliers can be used by hand or with the assistance of a power bar if required. Also suitable for installation of certain clamps on fuel filters, water pumps and other cooling system hoses.

- 31-4920** Heavy Duty CV Boot Clamp Plier
- 35-3239** CV Boot Clamp Plier.



35-00134



35-00180




31-4920

**BOOTS FOR ATV CV JOINTS**

Here is the answer for quality replacement CV boots! Boots are sold by dimension, and fit many popular applications and manufacturers. Boots are sold "each", and include: 1 boot, two clamps, and one tube of grease.

K&L P/N	MFG. REF#	SIZE (A x B x C)**
<b>31-4921</b>		18mm x 61mm x 86mm
<b>31-4925</b>		17mm x 60.5mm x 79mm
<b>31-4926</b>		17mm x 58mm x 58mm

\*\*Note: "A" is axle size, "B" is wide end, and "C" is height of boot. Please compare these to vehicle being serviced before ordering.



**OETIKER STEPLESS CV BOOT CLAMPS**

- 35-00180** Oetiker CV Boot Clamp Kit includes: Oetiker 192 Series 24, 25, 69, 72.5mm ea. 2 Pk, Oetiker Clamp Install Tool
- 35-00134** Oetiker Clamp Install Tool
- 35-00689** 24mm Oetiker 192 Series Clamp - Pk/10
- 35-00690** 25mm Oetiker 192 Series Clamp - Pk/10
- 35-00694** 69mm Oetiker 192 Series Clamp - Pk/10
- 35-00695** 72.5mm Oetiker 192 Series Clamp - Pk/10



35-00134

SHOP EQUIP & TOOLS

HARD PARTS

CARB & FUEL

IGNITION/ELECTRICAL

CONTROL

SUSPENSION

ACCESSORIES

## OETIKER STEPLESS EAR CLAMPS

Universally used where a minimal protrusion and a small clamping range are essential. The clamps are a one-time use, not reusable. **Sold in Pack/10.**

### Features:

- Innovative, economical, high-quality clamp
- Fast, simple and safe installation
- Deburred edges reduce the risk of damage to the part being clamped
- Made of 194 Stainless Steel, Material no. 1.4310 / UNS S30100
- Designed to hold tight but not damage soft and hard rubber and plastic applications
- The Clamp is very low profile and creates a spring effect which allows for thermal expansion



35-00061



35-00061	Stepless Ear Clamp Kit
35-3241	Stepless Side Jaw Clamp Tool
35-00010	13.3mm 167 Stepless EAR Clamp - Pk/10
35-00013	14.5mm 167 Stepless EAR Clamp - Pk/10
35-00016	15.7mm 167 Stepless EAR Clamp - Pk/10
35-00020	18.5mm 167 Stepless EAR Clamp - Pk/10
35-00026	22.6mm 167 Stepless EAR Clamp - Pk/10
35-00031	25.6mm 167 Stepless EAR Clamp - Pk/10
35-00035	28.6mm 167 Stepless EAR Clamp - Pk/10
35-00040	31.6mm 167 Stepless EAR Clamp - Pk/10

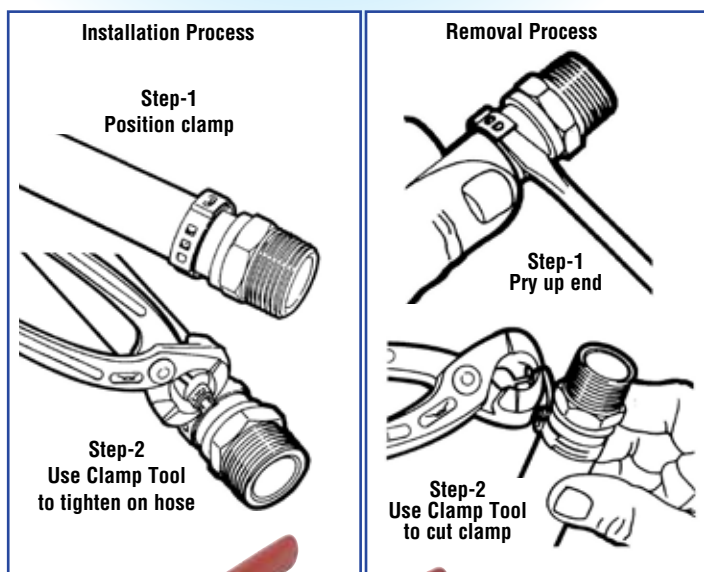
## OETIKER STEPLESS LOW PROFILE 192 CLAMPS

Designed to be used where a dimensional variations in the parts being clamped and when applying high radial forces are needed. These clamps are designed to be reusable. **Sold in Pack/10**

### Features:

- Low installed height – minimum space requirement
- Reusable, can be installed axially or radially
- Minimal imbalance on rotating parts
- Stepless® Design – no steps or gaps on inner circumference
- Specially formed strip edges reduce the risk of damage to the part being clamped
- Visual check that clamp is closed
- With Type 1 Tolerance Compensation
- Tolerance-compensation element provides a degree of compensation for the manufacturing tolerances of parts being joined
- 168 Stainless Steel, Material no. 1.4301 / UNS S30400

35-00689	24mm Oetiker 192 Series Clamp - Pk/10
35-00690	25mm Oetiker 192 Series Clamp - Pk/10
35-00694	69mm Oetiker 192 Series Clamp - Pk/10
35-00695	72.5mm Oetiker 192 Series Clamp - Pk/10



35-3241



35-00061

## OETIKER STEPLESS MARINE CLAMPS

35-00165	Oetiker V8, Marine & Other Clamp Kit
35-3241	Stepless Side Jaw Clamp Tool
35-00016	15.7 706R 167 Stepless EAR Clamp - Pk/10
35-02498	19.8 706R 167 Stepless EAR Clamp - Pk/10
35-3275	16.2 706R 167 Stepless EAR Clamp - Pk/10 (Not in Kit)



Connecting Technology

SHOP EQUIP & TOOLS

HARD PARTS

CARB & FUEL

IGNITION/ELECTRICAL

CONTROL

SUSPENSION

ACCESSORIES

## MOTION PRO CABLE FITTINGS KIT



Handy shop kit with 14 most commonly used cable fittings in an 18 compartment box. Sold as a kit. Reorder replacement parts by K&L P/N.

**22-2935** Cable Fitting Kit

K&L-p/n	M.P. -p/n	Description	Kit Qty	Reorder Qty
22-2974	01-0000 (A)	Ball Throttle Nipple 7/32 for 1.5mm wire	20	Pk/10
22-2975	01-0001 (B)	Throttle Nipple Carb End for 1.5mm wire	20	Pk/10
22-2970	01-0012 (B)	Throttle Nipple Carb End, short for 1.5mm wire	10	Pk/10
22-2976	01-0002 (C)	Barrel Nipple 3/8 for 2mm wire	10	Pk/10
22-2979	01-0003 (C)	Barrel Nipple 5/16 for 2mm wire	20	Pk/10
22-2947	01-0009 (C)	Barrel Nipple 5/16 for 2.5mm wire	10	Pk/10
22-2981	01-0004 (D)	Cable Housing End 6mm (for 5mm housing)	20	Pk/10
22-2983	01-0005 (D)	Cable Housing End 7mm (for 6mm housing)	20	Pk/10
22-2945	01-0007 (E)	Pear Nipple (clutch lower) for 2.0mm wire	10	Pk/10
22-2946	01-0008 (E)	Pear Nipple (clutch lower) for 2.5mm wire	10	Pk/10
22-2948	01-0010 (F)	Barrel Nipple 6 x 10mm for 1.5mm wire	10	Pk/10
22-2954	01-0011 (F)	Barrel Nipple 6 x 7mm for 1.5mm wire	10	Pk/10
18-0021	01-0013 (G)	Cable Adjuster (not in kit)		Pk/10
22-2973	01-0015 (I)	Mid Adjuster, for 5mm housing	5	Pk/10
18-0025	01-0019	Adapter (not in kit)		Pk/10

## REPLACEMENT CABLE - BULK

Replacement cable and housing for most brake and clutch applications.

22-2936	In. Wire 1.5mm (.060) 7x7, 100' roll
22-2937	Housing 5mm 50' (for 1.5mm wire)
22-2938	In. Wire 2.0mm (.080) 1x19, 100' roll
22-2939	Housing 6mm 50' (for 2.0mm wire)
22-2942	In. Wire 2.5mm (.100) 1x19, 100' roll
22-2943	Housing 7mm 50' (for 2.5mm wire)



## MOTION PRO CABLE RACK

Zinc plated steel construction that's designed to mount on the wall. Unit is 36" wide with 20 positions that will hold ten cables per position. Designed so you can attach labels above cables.

**35-8466** Cable Rack with 20 slots



35-8466

## SPEEDOMETER CABLE KIT

This universal type repair kit contains 5 ft (1,270mm) of inner speedometer cable, speedometer end tips and staking tool. Repair or custom make your own cables.



22-5957

**22-5957** Speedometer Cable Kit

## ATV FLAG GRABBER



Quick release ATV flag mount. Sold each.

**30-0940** Quick release ATV flag mount

30-0940



## EMGO "VIPER" UNIVERSAL SPORT FAIRING

Made from high impact plastic. Comes complete with tinted windshield, mounting hardware and mounting instructions.

**25-5448** Viper Sport Fairing

**Note:** Modification may be needed to fit. Fits 7" Round headlight

## REPLACEMENT WINDSHIELD & HARDWARE

**25-3640** Light Smoke Tinted Shield that fits the Viper Fairing.

**25-5451** Hardware Kit



25-3640

25-5448

SHOP EQUIP & TOOLS

HARD PARTS

CARB & FUEL

IGNITION/ELECTRICAL

CONTROL

SUSPENSION

ACCESSORIES

## RED LINE WATER WETTER & SUPERCOOL

Doubles the wetting ability of water and improves heat transfer. Water Wetter is a concentrate, SuperCool is ready to use as is.

• WERA, AFM, CCS & AMA approved.

**35-2062** Water Wetter. 12 fl. oz. bottle, sold ea.

**35-1320** SuperCool, 1/2 Gallon, sold ea.



35-2062

35-1320



35-2059

35-2057

35-3017

35-2017

35-2142

## RED LINE TWO STROKE OILS

Red Line Two Stroke Oils are blended from basestocks that allow them to be mixed with fuel at much higher ratios than castor or blends (up to 50:1). They also provide excellent protection and cleanliness with less plug fouling, and exceed BIA TC-W requirements

**35-2059** Two-Stroke Racing-1 gallon bottle

**35-2057** Two-Stroke Racing-16 oz. bottle

**35-3017** Two-Stroke Smokeless-16 oz. bottle

**35-2017** Two-Cycle Allsport for premix or injection-16 oz. bottle

**35-2142** Two-Stroke Watercraft Injection-1 gallon bottle



35-2075

35-2078

35-2088

35-2089

35-2109

## RED LINE SUSPENSION FLUIDS

These synthetic fluids provide excellent resistance to fade and aeration with a very low viscosity. Extra Light works well in Showa and Kayaba front MX forks; Light Weight is best for rear shocks. Sold each 16 fl.oz. bottle.

**35-2075** Like Water Suspension Fluid

**35-2078** Extra Light (2.5 wt.)

**35-2088** Light (5 wt.)

**35-2089** Medium (10 wt.)

**35-2109** Heavy (30 wt.)

## SI-1 & SI-2 FUEL SYSTEM CLEANER

Cleans injectors, carburetors and intake valves. Now available in convenient 4 oz. bottle

**35-0767** SI-1 Fuel System Cleaner: 15 fl.oz.

**35-1321** SI-2 Fuel System Cleaner: 4 fl.oz.



35-1321

35-0767

## RECHARGER KIT FOR K&N AIR FILTERS

A six-step maintenance system designed to recharge any K&N Filtercharger® Air Filter. Restores air flow efficiency so your Filtercharger™ performs like new!

**Includes: 6.5 oz. Spray Oil, 12 oz. Filter Cleaner and Service Decal.**

**19-7281** ReCharger Kit for K&N Air Filters



35-2258

35-2259

35-2487



## RED LINE MOTORCYCLE, RACE, & STREET OILS

These Motorcycle specific oils feature extra phosphorus and zinc for increased antiwear properties, with a modified additive package that gives even greater wet-clutch operation than before. Sold each.

**35-2258** Motorcycle 10W40, qt

**35-2259** Motorcycle 20W50, qt

**35-2487** HD (V-Twin) Synthetic Motorcycle 20W60, qt



35-2119

35-2079

35-2000

35-2003

**Street Oils** offer high degrees of protection and cleanliness across a wide range of conditions and temperatures. Sold each.

**35-2119** Street 5W30, qt

**35-2079** Street 15W50, qt

**35-2000** Street 10W40, qt

**35-2003** Street 20W50, qt



35-2134

35-2005

35-2021

**Race Oil** provides the best high-temperature lubrication and has a higher film strength than any petroleum or synthetic product. Not recommended for Street use. Sold each.

**35-2134** Race SAE30W, qt

**35-2021** Race SAE50W, qt

**35-2005** Race SAE40W, qt



35-1962

35-8622

35-1809

## RED LINE SHOCK PROOF GEAR OIL

Unique GL-5 gear oil contains a unique solid dispersion which cushions gear teeth to help prevent tooth breakage, allowing the use of lower viscosities. Race and dyno-proven to reduce friction and wear. Recommended for heavily-loaded racing transmissions. (motocross, road racing & kart racing)

**35-1962** Super Light Weight

**35-8622** Heavy Weight

**35-1809** Light Weight



35-2004



35-2374



**MTL MANUAL TRANSMISSION LUBRICANT**

Meets viscosity requirements of 75W70 & 80W gear oil and SAE 30, SAE 10w30 and SAE 5w30 motor oil.

- Quicker upshifting & downshifting
- Eliminates notchy shifting even when cold
- High performance gear protection
- Excellent for high or low mileage transmissions
- Preferred gear oil for Big-Twin primary chaincase

35-2004 MTL-70W80W GL-4: 1 qt. bottle

35-2374 75W/90 GL-5 Gear Oil

**LEAD SUBSTITUTE**

- Prevents valve seat damage in engines designed for leaded gasoline
- Prolongs the useful life of older engines without updated valve seats
- Also cleans carburetor deposits and injectors, safe for catalytic converters.
- For racing, marine, or off-road use only
- 1oz treats up to 10 gallons

35-2058 Lead Substitute



35-2058

**RED LINE ASSEMBLY LUBE**

This product clings to and prepares potential wear surface, preventing metal contact before adequate lubrication can be supplied.

35-2068 Assembly Lube: 4 oz tub



35-2068

**K&L LPPO LUBRICANT**

Provides lasting protection, prevents corrosion on metal surfaces.

35-2254 K&L LPPO Lubricant (15 oz.)



35-2254

**CONTACT CLEANER**

Fast penetrating high pressure cleaner that instantly removes grease, oil, dirt and moisture. Evaporates quickly and leaves no film. For use on electrical system components. **Made in U.S.A.**

35-2256 TOOLMATES™ Contact Cleaner



35-2256

**THREE BOND TB 1184 LIQUID GASKET**

Semi-drying visco elastic sealer. Perfect product for sealing joint surfaces with large clearances. Special synthetic rubber provides excellent cushion to absorb vibrations and impacts without failure, especially where coolants are involved. Prevents leakage of water, oil, gasoline, and chemicals. Sold each.

35-3388 Three bond TB 1184 liquid gasket 3.5 oz. tube

Note: Replaces TB1104&TB1194



38-3385



38-3392



38-3387



38-3393

**KREEM FUEL TANK PRODUCTS**

KREEM Fuel Tank Liner is designed for use as a preventative maintenance product in new or old metal and fiberglass tanks. Its unique formula features extremely rapid set-up to stop corrosion. KREEM Tank Prep is a unique two-part system to prepare metal fuel tanks before coating with KREEM Fuel Tank Liner. Used as directed, Tank Prep will remove rust and etch the metal surface to ensure maximum adhesion of Kreem Fuel Tank Liner. Kreem's Fuel Tank Prep cleans, seals and protects the fuel tank from rust, corrosion, and fuel contamination.

38-3385 Kreem Fuel Tank Liner Combo-Pak

38-3392 Kreem Fuel Tank Liner 1 gallon size (3.79 liter)

38-3387 Kreem Fuel Tank Liner 1 qt size (0.95 liter)

38-3393 Kreem Fuel Tank Prep, 16 fl. oz (1 pint) & 8 fl.oz bottles

**RUST REMOVER & INHIBITOR**

Rustol gives excellent results with little or no work required. It forms a protective bond that prevents new rust from returning. It's safe and odorless and non-corrosive against all metals, rubber, coatings & paints. Sold in 1 liter bottle

38-3386 Rust Remover & Inhibitor

38-3386



**SURE SHOT SPRAYER**

Sure Shot® sprayers are an inexpensive way to apply bulk chemicals like cleaners, degreasers, penetrating oils, solvents and lubricants. They use readily available compressed air, instead of flammable and/or dangerous propellants, and because they are reusable you don't have to worry about disposal of empty cans.

Manufactured since 1932, Sure Shot® is the leader in refillable, rechargeable, completely portable compressed air sprayers.

1qt. shop size spray container. Sold Ea.

35-9735 Sure Shot Sprayer 1qt

35-9731 Sure Shot Sprayer Repair kit



35-9735

**THREE BOND TB 1211 SILICONE LIQUID GASKET SEALANT**

Tough durable sealer utilizing silicone rubber as a

primary component. White in color. Ideal for numerous applications where a long-lasting faultless seal is absolutely critical. Tack free in 90 minutes, fully cured and bonded within 24 hours, attains optimum strength in three days. Sold each.

35-3390 3.5 oz. tube



**CV-2 SYNTHETIC GREASE**

CV-2 has a very high melting point, with excellent washout resistance. Use for wheel bearings, CV joints & chassis lubrication

35-1342 CV-2 Synthetic: 14 oz. tub

35-1373 CV-2 Synthetic: 14 oz. tube



35-1342 Tub

35-1373 Tube

SHOP EQUIP & TOOLS

HARD PARTS

CARB & FUEL

IGNITION/ELECTRICAL

CONTROL

SUSPENSION

ACCESSORIES

SHOP EQUIP & TOOLS

HARD PARTS

CARB & FUEL

IGNITION/ELECTRICAL

CONTROL

SUSPENSION

ACCESSORIES



**OIL FILLER CANS**

These tough, durable plastic cans are **Made in Japan**.

- 39-3912** 1 liter can
- 39-3913** 2 liter can
- 39-3914** 5 liter can
- 39-3915** Replacement Spout and nut.



**REDLINE RACING FUNNEL**

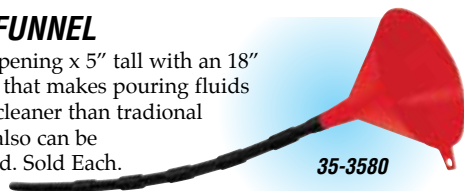


Oddly shaped funnel allows pouring of oil or coolant around bodywork to reach hard to get to filler openings. Pours in both vertical and horizontal positions.

- 35-2115** Red Line Racing Funnel

**LONGNECK FUNNEL**

Funnel has 5.5" opening x 5" tall with an 18" flexible extension that makes pouring fluids much easier and cleaner than traditional types. Extension also can be removed if desired. Sold Each.



- 35-3580** Longneck Funnel with Spout

**OIL & GAS FUNNELS**

- 35-3583** Oil Filler Funnel  
Long straight 18" funnel, great for filling engine oil in hard to reach locations.
- 35-3584** 2 Quart Funnel w/ filter Screen  
Large funnel with built in filter screen. Great for filling 5 gallon gas jugs.



**MOTION PRO COOLANT RECOVERY SYSTEM**

Universal recovery system designed for most watercooled motorcycles and ATV's. Includes bottle, hoses, clamps and instructions. Holds eight ounces.

- 35-5965** Coolant Recovery



**RATIO-RITE MEASURING CUP**



Measures in ounces and cc's. Use for filling forks, shocks, engine oil, etc. Also has ratio scale for accurate oil/gas premixing. Sold each.

**Note:** Lid is sold separately.

- 39-4061** Ratio Rite Measuring Cup
- 39-4062** Lid for Ratio Rite

**GRADUATED CYLINDERS**

Plastic beakers, graduated in cc's. **Made in Japan.** Two sizes:

- 39-3910** 500cc
- 39-3911** 250cc



**1/2 PINT FUNNEL**

This small (3.5" x 4") funnel is the right size for those jobs where automotive sized models are too big and bulky. Keep several in the shop for various fluids, great for retailing as well. Sold Each.

- 35-3581** 1/2 Pint Funnel



**7 QUART DRAIN PAN**

Low height makes this pan easy to slide under cases and the flat base helps keep things stable on the table. Molded in handles make carrying easy, great for over the counter sales as well. Measures 13.5" x 11.7" x 4"

- 35-7796** 7 Quart Drain Pan



**K&L DELUXE SHOP APRON**

Made of quality black cloth with the K&L logo imprinted in white on the front. It features a pen pocket and two 6"x 7" pockets

- 39-8809** K&L Deluxe Shop Apron



SHOP EQUIP & TOOLS

HARD PARTS

CARB & FUEL

IGNITION/ELECTRICAL

CONTROL


SUSPENSION

ACCESSORIES

**CLEANING BRUSH**

Curved solid brass wire brush with ergonomic handle designed to clean soft metals and engine parts without damage.

**35-9404** Cleaning Brush



35-9404

**SCRATCH BRUSH KIT**

Toothbrush size. Finger grip handles. Set has three brushes - brass, stainless steel and nylon.

**35-7739** Scratch Brush kit.



35-7739

**5PC SMALL ORIFICE BRUSH SET**

These nylon bristle brushes are great for cleaning small carb parts and passages. size: .0625", .094", .125", .156" and .187"

**35-7752** 5PC Small Orifice Brush Set



35-7752



35-9403

**CLEANING BRUSH SET**

Curved and straight solid brass wire brushes designed to clean engine parts without damaging soft metal parts.

**35-9403** Cleaning Brush Set



35-9409

**New!**

**THE GRUNGE BRUSH CHAIN BRUSH**

For cleaning drive chains. The "Brush Blocks" are adjustable to fit all chain sizes from bicycle to 630 O-ring.



35-1911

**35-1911** Grunge Brush only

**35-1910** Grunge Brush Combo Pack grunge brush with four oz grunge buster chain degreaser

**35-1912** Grunge Brush replacement pad set- set of three brush pads

**35-1913** Grunge Brush, Aluminum

**35-1914** Grunge Brush Aluminum Combo Pack

**K&L FENDER PROTECTOR**

Tired of looking for towels, clean rags, or whatever else you can dig up to try and prevent scratches and dings? Here is the answer! The fender protectors shape allows it to wrap around the top and sides of most front fenders, even Full-Dressers. The foam construction is kind to paint, and helps avoid damaging paint and chrome trim. Available in blue, Sold Ea.

**36-3242** Fender Protector, Blue



**20PC BRUSH SET WITH HANDLE**

Handy brush set with 3 different brush types and a non-slip grip handle with 6" extension brushes are brass, steel and nylon materials in 6 sizes each: 1/4", 3/8", 1/2", 5/8", 3/4" and 1" OD's

**35-9409** 20PC brush Set with handle

**MECHANIC'S GLOVES**

Latex-free, nitrile gloves. Hand protection when working around chemicals in the shop.

Features include:

- Textured grip
- Powder-free
- Non-sterile
- Ambidextrous
- Sold box/100



**New!**

**39-4991** Mechanic's Gloves. (large) Blue / PARK TOOL

**39-4992** Nitrile Gloves. (medium) Black / WILMAR

**39-4994** Nitrile Gloves. (large) Black / WILMAR

**39-4996** Nitrile Gloves. (XL) Black / WILMAR

**K&L T-SHIRTS**

**40-8824** K&L Shirt Medium

**40-8834** K&L Shirt Large

**40-8837** K&L Shirt X-Large



**HIGH PERFORMANCE MUFFLER PACKING KIT**

For any vehicle with a repackable muffler.

**16-2511** High Performance Muffler Packing Kit. Ideal for 4-stroke mufflers.

Kit includes: (12) 3/16" Steel Rivets, 3/16" Drillbit, Screen 20" x 8", Steel Wool 20" x 8" and Fiberglass Mat 1/4" Thick 19" x 60"

16-2511



**MIKUNI CARBURETOR & PARTS MANUAL**

Includes complete parts list, functions, maintenance, troubleshooting and selection of parts.

**35-4702** Mikuni Carburetor & Parts Manual

35-4702





## HAYNES MOTORCYCLE REPAIR MANUALS

Detailed manuals based on complete teardown and rebuild. Sold Each.

SHOP EQUIP & TOOLS

HARD PARTS

CARB & FUEL

IGNITION/ELECTRICAL

CONTROL

SUSPENSION

ACCESSORIES

### DUCATI

42-0613	600, 620, 750 & 900 (2-valve)	91-05
42-0254	748, 916 & 996 (4-valve)	94-01
(Does not include 748R or 996R)		

### HARLEY-DAVIDSON®

42-0600	Sportster 883, 997, 1100 & 1200cc	70-10
(Does not include XR-1000)		
42-0256	Shovelhead & Evo Big Twins	70-99
42-0374	Twin-Cam 88	99-10

### HONDA

#### ATV

42-0603	ATC70, 90, 110, 185 & 200	71-82
42-0375	Rancher, Recon & TRX250EX	97-05
42-0722	TRX300 Shaft Drive	88-00
42-0612	TRX300EX & TRX400EX	93-06
Fourtrax & Sportrax		
42-0762	TRX400FW & TRX450	95-07
Foreman 400 & 450, Rubicon 500		
42-0605	C50, C70 & C90	67-03
(Excludes CL50LA - Automatic)		
42-0316	CR80R, CR80RB, CR125R	86-07
42-0730	CRF80F/CRF100F & XR80R/100	85-07
42-0376	CRF250/CRF450	02-06
42-0607	XL/XR80, 100, 125, 185 & 200	78-87
42-0316	CR250R/CR500R	86-07
42-0755	XR250L, XR250R, XR400R	86-03
42-0752	XL600R & XR600R	83-08

#### SINGLE

42-0605	C50, C70 & C90	67-03
(Excludes CL50LA - Automatic)		
42-0316	CR80R, CR80RB, CR125R	86-07
42-0730	CRF80F/CRF100F & XR80R/100	85-07
42-0376	CRF250/CRF450	02-06
42-0607	XL/XR80, 100, 125, 185 & 200	78-87
42-0316	CR250R/CR500R	86-07
42-0755	XR250L, XR250R, XR400R	86-03
42-0752	XL600R & XR600R	83-08

#### TWINS

42-0615	CX/GL 500 & 650 V-Twins	78-83
42-0655	VT600C/VT750C Shadow	88-09
42-0614	VTR1000F Superhawk	97-04

#### FOURS

42-0617	CB400/550 Four Cylinder	73-77
42-0624	CBR600F1 Hurricane	87-90
42-0611	CBR600F2/F3 Hurricane	91-98
42-0763	CBR600F4/F4i Hurricane	99-06
42-0618	CB650	79-82
42-0619	CB750 SOHC	69-78
42-0620	VF700/750 Sabre/Magna	82-88
42-0717	VFR700/750F V45 Interceptor	86-97
42-0621	CB750/F/CB900/F DOHC	79-83
(Excludes CB900C - Custom)		
42-0719	CBR900RR	92-99
42-0624	CBR1000F Hurricane	87-96
42-0625	GL1000 Goldwing	75-79
42-0626	GL1100 Goldwing	80-81
42-0325	ST1100	90-02
42-0620	V65 Sabre & Magna	84-86
42-0622	VT1100 Shadow	85-07
42-0627	ST1300/A	02-11

#### SIX CYLINDER

42-0317	GL1200A/I	84-87
Does not include SEi models		
42-0319	GL1500 Goldwing	88-00
42-3611	GL1800 Goldwing	01-10

### KAWASAKI

#### ATV

42-0382	Bayou 220/300 & Prairie 300	86-03
---------	-----------------------------	-------

#### TWINS

42-0629	KZ400 & 440	74-81
42-0630	EN450 LTD & EN500 Vulcan	85-07
42-0632	EX500A & EX500D Ninja	87-08
42-0765	VN700/750 & 800 Vulcan	85-04

#### TRIPLES

42-0383	250, 350, 400 2-stroke triples	72-79
---------	--------------------------------	-------

#### FOURS

42-0634	KZ/ZX 550	80-85
42-0635	ZX600A/B/C/RX Ninja 600R	85-97
42-0720	ZX600D/E Ninja ZX-6	90-06
42-0637	KZ750 & ZX750GPz	80-85
42-0635	ZX750F Ninja 750R	87-90
42-0638	ZX750 Ninja ZX7 & ZX7-R	89-95
42-0628	ZX750P Ninja ZX7-R	94-00
42-0639	Z1 & KZ900 & 1000	73-77
42-0628	ZX900B/C/D/E Ninja ZX9-R	94-04
42-0640	ZX900, ZX1000 & ZX1100 Ninja	84-94

### POLARIS ATV

42-0707	All 250-500cc models	85-97
42-0530	250-500cc models	98-06
(Does not include Xpedition, Predator, X2, diesel or 335cc gasoline models)		

### SUZUKI

#### SINGLES

42-0656	DRZ400/E/S/SM	00-10
<i>(Offroad, Dual Sport and SuperMoto)</i>		

#### TWINS

42-0653	GS250 & GS450	79-85
42-0633	GS500E /F	89-08
42-1429	750 & 800cc Intruder, Marauder, and Volusia models	85-08
42-1462	SV650 & SV650S	99-08

#### FOURS

42-0671	GS550	76-82
42-0329	GSF600/GSF1200 Bandit	96-06
42-0673	GSXR/Katana 600, 750 & 1100	86-96
42-0671	GS750	76-79
42-0674	GS850 G/L	79-83
42-0675	GS1000	77-79
42-0676	GS1000, 1100 & 1150	80-86

### TRIUMPH

42-0726	650 & 750cc 2-valve Twins	63-83
42-0721	750/900 Triples & 1200 Fours	91-99
42-1493	Bonneville, America, Thrupton, Speedmaster, TT100	01-07
42-0641	Daytona, Speed Triple, Sprint & Tiger	97-05

### YAMAHA

#### ATV

42-0677	YT, YFM, YTM & YTZ 60, 125, 175, 200, 225 & 250	80-85
42-0708	YFS200 Blaster	88-02
42-0723	YFM350 & YFM400	87-03
Big Bear/ER 348cc & 386cc		
42-0647	YFM350X Warrior	87-10
YFZ350 Banshee, YFM 350R Raptor		
42-1511	Kodiak & Grizzly ATVs	93-05
400, 600, and 660 cc		

#### SINGLES

42-1440	YZ80/85/125/250	
Two-stroke MX models		
42-1451	YZ & WR Four-strokes	86-06
42-0761	Trail Bikes, 2 & 4-stroke	98-08
PW, TT, RT, XT		
42-0686	50, 80, 90, 100, 125, 180, 225, 250, 350, & 500 cc	81-00
42-0686	XT, TT & SR500	90-00
42-0686	XT, TT & SR500	76-81

#### TWINS

42-0689	XS250, 360 & 400	75-84
42-0728	RD/RZ350 with YPVS	83-95
42-0693	RD400	75-79
42-0698	TX650 & XS650	70-83
42-0699	XV535, 700, 750, 920, 1000, 1100	81-03
Virago V-Twins		

#### TRIPLES

42-0702	XS750 & 850	76-81
---------	-------------	-------

#### FOURS

42-0703	FZR600	89-96
42-0709	FJ, FZ, XJ & YX600 Radian	84-92
42-0650	YZF600R	96-01
42-0703	FZR750	87-88
42-0710	XJ650 & XJ750	80-84
(Excludes XJ650T - Turbo)		
42-0703	FZR1000	89-95
42-0734	YZF-R1	98-03
42-0712	FJ1100, 1200 & FJ1200 (ABS)	84-96

### SCOOTERS

42-1454	50cc to 250cc Automatics	84-09
Honda, Kymco, Piaggio Vespa, Yamaha		
42-1543	Chinese Scooter Manual	04-09
Includes Taiwanese and Korean Manufactures.		
42-2236	Vespa P/PX125, 150 & 200	78-06



**Toll Free: 800-727-6767**  
[www.klsupply.com](http://www.klsupply.com)

**HAYNES  
SPECIALTY  
MOTORCYCLE  
MANUALS**



**Motorcycle Basics Manual**

An easy to understand description on how the major parts of motorcycles function, for those who wish to be better informed about their bike. Ten chapters cover all of the major components, from the engine to the wheels, tires and brakes.

**42-0713** Basics Manual

**Motorcycle Fuel Systems Manual**

This book covers all fuel systems from the basic operation of the carburetor and fuelling theory to the most sophisticated electronically controlled fuel injection in use today.

**42-0714** Motorcycle Fuel Systems Manual

**Motorcycle Electrical Manual**

No previous understanding of electrical theory is necessary. Uses easy-to-follow text and numerous line drawings to explain subjects from basic electrical principles to state-of-the art systems.

**42-0715** Electrical Manual

**Motorcycle Workshop Practice Manual**

This title deals with all aspects of workshop practice. Examples of topics covered are: use of common and specialized tools, workshop layout, engine overhaul, repairing accident damage, dealing with engine seizure, removing damaged fasteners, frame coatings and welding.

**42-0716** Workshop Practice Manual

**CANYON DANCER  
BAR HARNESS**



**36-9615**

Canyon Dancers extend your tie-down capabilities while protecting body panels and tanks. The new Bar-Harness II has some changes over older models, the biggest being the glass filled injection molded polycarbonate cup with steel lay-in that replaces the old handlebar cuff. The cups eliminate possible damage to soft grips, while holding the cross straps further out on the bars to better clear a wider variety of fairings. The steel D-ring "lay-ins" prevent losses even after many years of weather and abuse begin to weaken the polycarbonate cup. Your customer still has a choice since the old Bar-Harness will always be available, so be sure and keep both in stock!

**Regular Model (Bars up to 32" wide)**

**36-9615** Black with red cuffs      **36-9610** Black with black cuffs

**Bar Harness II Short. (Bars up to 28" wide)**

**36-9617** Black with black cups

**Bar Harness II Std. (Bars up to 32" wide)**

**36-9618** Black with black cups

**Bar Harness II X-Wide. (Bars up to 36" wide)**

**36-9619** Black with black cups

**36-9616** Strap Rings - Attach to the lower triple clamp bolts and provide a mounting point for the tiedowns



**36-9616**

**CARGO BUCKLE SELF-RETRACTING TIE-DOWNS**



**36-3894**



**35-3844**

Whether it's lost time on the job site, in the driveway or on vacation, securing gear with traditional tie-downs can be a fumbling, time-wasting exercise that often results in loads that are inadequately secured and even unsafe. The CargoBuckle® professional grade retractable ratchet tie-down system takes the hassle out of securing gear. Longer, heavier web enables you to tie down more equipment in more applications, just hook, ratchet, and go! Sold in pairs.

**36-3894** Cargo Buckle Retractable Tie-Downs 2" W x 72"L, 3,500 lbs Break Strength, Safe working load-1167 lbs. Sold in pairs

**35-3844** Mini G3 Cargo Buckles 1" W x 72"L, 1,400 lbs Break Strength.

**HEAVY DUTY TIE-DOWNS**



**36-6611**

**36-6609**

1" wide by 6' long 2000 lb. rating. Sold in pairs. **Made in U.S.A.**

**36-6609** Black

**36-6611** Red

**TIE-DOWN EXTENSIONS**



**36-6607**

**36-6608**

Extend your tie-down capabilities while protecting body panels and other surfaces from damage. 1" x 21" long, 2000 lb. strap strength. Sold in pairs. **Made in U.S.A.**

**36-6607** Black

**36-6608** Red

**STANDARD CARGO NETS**

Standard cargo nets measure approximately 15" x 15" and includes six hooks made of durable vinyl-coated metal. Sold each.

**36-5128** Red      **36-3536** Black

**36-2828** Blue

**CARGO NETS w ADJUSTABLE HOOKS**

Adjustable cargo nets measure 15" x 15" and come with six nylon adjusting hooks. Sold each.

**36-2840** Black



SHOP EQUIP & TOOLS

HARD PARTS

CARB & FUEL

IGNITION/ELECTRICAL

CONTROL

SUSPENSION

ACCESSORIES

# K&L is Proud of Participating and Supporting Motor Sports



**LAKE ELSINORE  
GRAND PRIX**



**2012 Lake Elsinore National  
LIFT SPECIAL**



## K&L WORLD WIDE DISTRIBUTORS

THE POWERSPORTS INDUSTRY'S SOURCE FOR  
HARDPARTS, TOOLS & SHOP EQUIPMENT



### Domestic Distributors

**MAROLO TEST**  
MAROLO TEST  
- France

**ALLRIGHT**  
ALLRIGHT  
- Finland

**PROVAC**  
PROVAC  
- France

**ZONE INTERDITE**  
www.zone-interdite.fr  
ZONE INTERDITE  
- France

**REMA TIP TOP**  
REMA TIP TOP  
- Germany

**Custom Chrome Europe**  
Custom Chrome Europe  
- Germany

**ESN Equipment**  
ESN Equipment  
- Holland

**YAMAHA**  
Yamaha Europe  
- Holland

**JAC MOTORS**  
Jac Motors S.A.  
- Spain

**MARVI**  
Marvi  
- Spain

**CORCHI**  
Corghi  
- Italy

**RS Equipment**  
RS Equipment  
- U.K.

**Off Road Only ORO**  
Off Road Only  
- U.K.

**GEMCO SERVICE**  
GEMCO  
- U.K.

**DRAG SPECIALTIES**  
Drag Specialties

**PARTS UNLIMITED**  
Parts Unlimited

**TRUCKER ROCKY**  
Tucker Rocky

**WPS**  
Western Power Sports

**MOTOVAN.com**  
Motovan

**Z1**

**MARSHALL**  
Marshall

**J&P CYCLES**  
J&P Cycles

**YAMAHA**  
Yamaha USA

**HONDA**  
American Honda

**Equipment Solutions Snap-on**  
Snap-on

**HH Tools & Equipment**  
HH Tools & Equipment  
- Canada

**EUROMOTOS**  
Euromotos  
- Mexico

**EC CUSTOM**  
EC CUSTOM  
- Australia

**Snap-on Japan**  
Snap-on  
- Japan

**Corida SDN.BHD**  
Corida SDN.BHD  
- Malaysia

**MOTOVAN.com**  
Motovan  
- Canada

**Comercializadora Hector Gonzalez**  
Comercializadora Hector Gonzalez  
- Mexico

**CENTURY DISTRIBUTORS**  
Century Distributors  
- New Zealand

**Kawan Lama**  
Kawan Lama  
- Indonesia

**TRACSys**  
TRAC Sys  
- Philippines

**Sirius Consolidated Inc.**  
Sirius Consolidated Inc.  
- Canada

**Fito Master Racing de Mexico**  
Fito Master Racing de Mexico  
- Mexico

**AEI**  
AEI  
- S.Africa

**ASK Tools**  
ASK Tools  
- Thailand

**Oliver Crown**  
Oliver Crown  
- Taiwan

**Moto Partes Murillo**  
Moto Partes Murillo  
- Costa Rica

**Motosal**  
Motosal  
- El Salvador

**MOTORCYCLE COMPONENTS**  
AM Motorcycle Components  
- S.Africa

**KTL Tecnico**  
KTL Tecnico  
- Vietnam

**K&L SUPPLY KOREA**  
K&L SUPPLY KOREA  
- S.Korea

**Importadora Imoto**  
Importadora Imoto  
- Chile

**NOVEMA NOVA**  
Novema Nova  
- Croatia

**NOVEMA NOVA**  
Novema Nova  
- Croatia

**Caloocan Sales Center Inc**  
Caloocan Sales Center Inc  
- Philippines





***K&L Supply Headquter In California***



***Visit Our Website / YouTube Demo***



***K&L Supply New Factory in Korea***



# The Tool and Equipment Solution Setting The Industry Standard Since 1968

K&L Supply continues to lead the industry in the development of Hard Parts, Special Tools and Shop Equipment.

K&L Supply is committed to bringing our dealers the highest quality Special Tools and Equipment. To achieve that goal, K&L Supply is proud to introduce our new factory, K&L Korea. This new factory will allow us to maintain our high quality standards and bring new products to market in less time.

K&L Supply is proud to introduce 2 new Tire Service Accessories to meet our customers demand. The Can-Am Spyder Wheel Balance Adapter allows balancing of the specially shaped Spyder front wheels on our MC205 or any balancer with a standard 14mm diameter shaft. The 30" Wheel Adapter Set allows our MC680 to hold the popular large diameter Custom Cruiser wheels and can be switched back for standard wheel sizes in seconds.



## Special Tools and Parts



**35-6632 Can-Am Spyder Wheel Balancer Adapter**


In 2015 K&L has added over 20 new Carburetor Repair kits and introduced 18 exclusive Choke Repair Kits for both Street and ATV models.

K&L continues to expand our products for American and European brands too! We have added new parts and applications for Harley-Davidson, Triumph, Polaris and Arctic Cat brands to better serve our dealers needs.



## Special Tools and Parts

K&L Supply remains committed to providing the Powersports industry with the Parts, Tools and Equipment necessary to get the job done right.



**37-9994 30" Wheel Adapter Set**



## K&L Lifts



**MC655R**

**MC625R**

**MC615R**

**MC500R**





# K&L SUPPLY CO.,INC. - DEALER APPLICATION

A completed application does NOT guarantee acceptance as a K&L Supply Dealer. but an incomplete application may be denied.

**All customers must provide the following:**

- Current Business License
- Federal/State tax I.D. certificate
- Photo of Store Front with Signage
- Copy of Industry related invoice
- Copy of State Resale Permit (if applicable)
- California shops MUST also provide:
- California Resale Card

How did you hear about K&L Supply?

- Type of Business (check all that apply):
- Independent  Government
  - Manufacture  Franchise ; Brand(s)  Honda  Kawasaki
  - Suzuki  Yamaha  KTM  Harley Davison  Ducati
  - BMW/ Triumph  Other
  - Parts/Acces.  Salvage  Hi-perf  ATV  Dirt
  - Service  Snomobile  Watercraft  Machine shop

Legal Firm Name: \_\_\_\_\_ Telephone: \_\_\_\_\_ Fax: \_\_\_\_\_

Doing Business As : \_\_\_\_\_ Contact: \_\_\_\_\_ No. of years in business: \_\_\_\_\_

Mailing address: \_\_\_\_\_

Shipping address (write SAME, if same) \_\_\_\_\_ Give previous address: \_\_\_\_\_

website: \_\_\_\_\_ e-mail: \_\_\_\_\_ EIN: \_\_\_\_\_ D&B: \_\_\_\_\_

Check all that apply:  Corporation  Partnership  Individual  Incorporated in last 12 months

Name President/Owner: \_\_\_\_\_ Home address: \_\_\_\_\_ Home phone: \_\_\_\_\_ Social Security # \_\_\_\_\_

Name VP/ Partner (if applicable): \_\_\_\_\_ Home address: \_\_\_\_\_ Home phone: \_\_\_\_\_ Social Security # \_\_\_\_\_

Name Secretary/ Partner (if applicable): \_\_\_\_\_ Home address: \_\_\_\_\_ Home phone: \_\_\_\_\_ Social Security # \_\_\_\_\_

Name A/P Contact:: \_\_\_\_\_ Telephone /Ext.: \_\_\_\_\_ Fax: \_\_\_\_\_ e-mail: \_\_\_\_\_

Name of Bank: \_\_\_\_\_ Account Rep: \_\_\_\_\_ City / State/ Zip: \_\_\_\_\_ Telephone: \_\_\_\_\_

**REFERENCE (Powersports only):**

Name & address: \_\_\_\_\_ Telephone: \_\_\_\_\_ Fax: \_\_\_\_\_

Name & address: \_\_\_\_\_ Telephone: \_\_\_\_\_ Fax: \_\_\_\_\_

Name & address: \_\_\_\_\_ Telephone: \_\_\_\_\_ Fax: \_\_\_\_\_

- By signing this application, you authorize K&L Supply Co Inc to obtain personal credit reports to be used in connection with this application and to further credit information from any of the persons or firms set forth in this application and any other source. It further authorizes any bank or commercial business with whom the applicant is doing or has done any type of business to give any and all necessary information to K&L Supply Co Inc which will assist in a credit investigation.
- The undersigned acknowledges all information furnished is true and correct, and will be relied upon in granting credit, if approved. In that event, all monthly accounts are due by the 15th of the month following purchase. At the end of that month, any unpaid balance will be subject to a finance charge of 1½ % per month simple interest; annual percentage rate 18%.
- In addition, the undersigned further agrees that product purchased will remain the property of K&L Supply Co Inc until it is paid for in full and personally guarantees all debts to K&L Supply Co Inc. In the event of default in any payment the signer agrees to pay all costs of collection, including but not limited to, attorneys fees, court costs, and collection agency fees.

Type of Account you are requesting with K&L Supply, Co.:  C.O.D. Company Check  Credit /Debit Card  Open N-30

Signature of Owner /Corporate officer only \_\_\_\_\_ Date \_\_\_\_\_

Print name and title \_\_\_\_\_

Signature of Partner (if applicable) \_\_\_\_\_ Date \_\_\_\_\_

Print name and title \_\_\_\_\_

Signature of Partner (if applicable) \_\_\_\_\_ Date \_\_\_\_\_

Print name and title \_\_\_\_\_

**Survey Code(Mark one):**

- YAM  DLR  FMR  IND  REF
- WEB  MPN  MI  LST  PUB

**OFFICE USE ONLY**

**Sales Rep:** \_\_\_\_\_

Approved by: \_\_\_\_\_ Date: \_\_\_\_\_

For (Type of Account): \_\_\_\_\_

# K&L SUPPLY ORDER FORM

<b>ATTENTION:</b> _____	<b>SHOP :</b> _____
<b>FROM:</b> _____	<b>ADDRESS:</b> _____
<b>DATE:</b> _____	<b>CITY:</b> _____
<b>PHONE#</b> _____	<b>STATE:</b> _____
<b>PO#</b> _____	<b>ZIP:</b> _____

<input type="checkbox"/> <b>UPS GROUND</b>	C.O.D: <input type="checkbox"/>
<input type="checkbox"/> <b>UPS BLUE (TWO DAY AIR)</b>	CREDIT CARD _____
<input type="checkbox"/> <b>UPS ORANGE (THREE DAY)</b>	<b>SPECIAL INSTRUCTIONS:</b> _____
<input type="checkbox"/> <b>UPS RED (NEXT DAY AIR)</b>	_____

LINE	PART#	QTY	DESCRIPTION / NOTES
1.			
2.			
3.			
4.			
5.			
6.			
7.			
8.			
9.			
10.			
11.			
12.			
13.			
14.			
15.			
16.			
17.			
18.			
19.			
20.			



**SHOP EQUIPMENT, TOOLS, AND HARD PARTS**  
**SERVING THE INDUSTRY SINCE 1968**  
**1040 RICHARD AVE • SANTA CLARA • CA • 95050**

**FAX: 408-727-4842 • PHONE: 800-727-6767**  
**WWW.KLSUPPLY.COM**

# POLICIES & PROCEDURES (continued)

## WARRANTY:

K&L Supply Co., Inc., makes no warranty as to products distributed by us, expressed or implied, including (without limitation) any warranties of merchantability or fitness for a particular purpose. We pass on all warranties made by the manufacturer, who has the sole responsibility for performing such warranties. The manufacturer shall be solely responsible for any damage to person or property arising from faulty design, materials and workmanship of its products. K&L Supply Co., Inc. accepts no liability for such damages and shall not be held liable for indirect or consequential damages. **K&L Supply Co. Inc. offers no warranty on electrical parts except when stated and will not issue any credit unless authorized by MFG. The Warranty is considered null and void if the product is repaired, altered, or modified by unauthorized personnel.**

## RETURN POLICY:

To return an item: Call your Sales Representative or contact K&L Customer Service prior to sending product to obtain a **Return Authorization Number**. Be sure to write the Return Authorization Number on the outside of the box before shipping to K&L. All return shipments must be properly packaged—items damaged during return shipment cannot be credited. All return shipments must be freight prepaid—return shipments sent freight collect will be refused. Ship to: Returns Dept., K&L Supply Co., Inc., 1040 Richard Ave, Santa Clara, CA 95050. If all qualifications are met, the item will be credited or replaced at the customer's choice. The qualifications are: must be invoiced **30 days or less** from date of return authorization; must be in **restockable/resalable** condition; **free from all permanent markings of any type** (pen, price stickers, labels, etc.); must be returned complete with original part packaging; must include a copy of the invoice; **must arrive with authorization number visible on outside of shipping container**; all shortages must be reported within **48 hours** of delivery; returns for errors not determined to be K&L's fault are subject to a 20% restocking charge, plus all freight, shipping and C.O.D. fees. All replacements will be sent free freight at the service level of original order unless customer pays difference for quicker delivery. All refused packages are subject to a 20% restocking charge, plus all freight, shipping and C.O.D. fees. **No returns on special order, closeout or discontinued items**

## ELECTRICAL PRODUCTS RETURN POLICY:

Electrical products are sold with the Manufacturers Warranty forwarded to the buyer. K&L Supply Co., Inc. makes no warranty expressed or implied as to the quality of materials, workmanship, merchantability, or fitness for a particular purpose. The manufacturer shall be solely responsible for any damage to persons or property arising from faulty design, materials or workmanship of its products. K&L Supply Co., Inc. accepts no liability for such damages and shall not be held liable for direct, indirect, or consequential damages. Electrical part returns are accepted for the purpose of warranty consideration only. Parts testing good will be returned F.O.B. to the shipper.

**No returns on electrical parts will be accepted unless AUTHORIZED in advance by R&D.**

## SHIPMENT DISCREPANCIES:

All shortages and shipping errors must be reported within 48 hours of delivery. Call or fax our Sales Department. We will assist you in correcting the problem. Cartons, boxes, packaging, etc. should be kept in case inspection is required.

## DAMAGED UPS SHIPMENTS:

- All shipments **must be inspected upon delivery** for visible signs of damage or possible damage. Have the delivery person make a note of the damage before you sign for it.
- All cartons, boxes, packaging, etc. MUST be kept for inspection by UPS. No damaged parts will be accepted for return unless UPS and K&L are notified within 48 hours.
- You **must file a Damage Report with UPS.**

## DAMAGED TRUCK SHIPMENTS:

- All shipments **must be inspected upon delivery** for visible signs of damage or possible damage. Check for missing packages before signing. Have Driver make note of damage on delivery paperwork before leaving.
- All cartons, boxes, packaging, etc. MUST be kept for inspection by Truck Line Inspectors. No damaged parts will be accepted for return unless Truck Line and K&L are notified within 48 hours.
- Upon delivery, all damage or possible damage **must be noted on the bill of lading.**

## CATALOG CONTENTS:

To the best of our knowledge, the contents of the K&L catalogs and price lists are correct. We assume no liability for any errors in regards to listings, specifications, and part numbers, pricing or model application listings. We reserve the right to change specifications, product descriptions, quality, and pricing and model applications at any time and without further obligation.

## SPECIAL NOTE:

All printed materials Copyright 2015 by K&L Supply Co., Inc. No part of this publication may be reproduced, stored in a retrieval system, or transmitted, in any form or by any means, electronic, mechanical, photocopying, recording, or otherwise, without the prior written permission of K&L Supply Co., Inc.

## BRAND NAMES:

The names "Aprilia", "Arctic Cat", "BMW", "Bombardier", "Buell®", "Cagiva", "Ducati", "Harley-Davidson®", "Honda", "Kawasaki", "Polaris", "Suzuki", "TRIUMPH", "Yamaha" etc. and trademarks are the property of their respective companies and are used as a reference only. Some part numbers and descriptions used or mentioned are also used for reference only. K&L Supply Co., Inc. is in no way implying that the products we sell are manufactured by the above-mentioned Original Equipment Manufacturers or with permission of the said companies.



Call: 1-800-727-6767

Fax: 408-727-1576

Local: 1-408-727-6767 Sales

Office Fax: 408-727-4842



*The Tool and Equipment Solution  
Setting the Industry Standard  
Since 1968*



**1-800-727-6767 Fax: 1-408-727-4842  
1040 RICHARD AVE, SANTA CLARA, CA 95050**